

**BRIGHT-TOOLS**



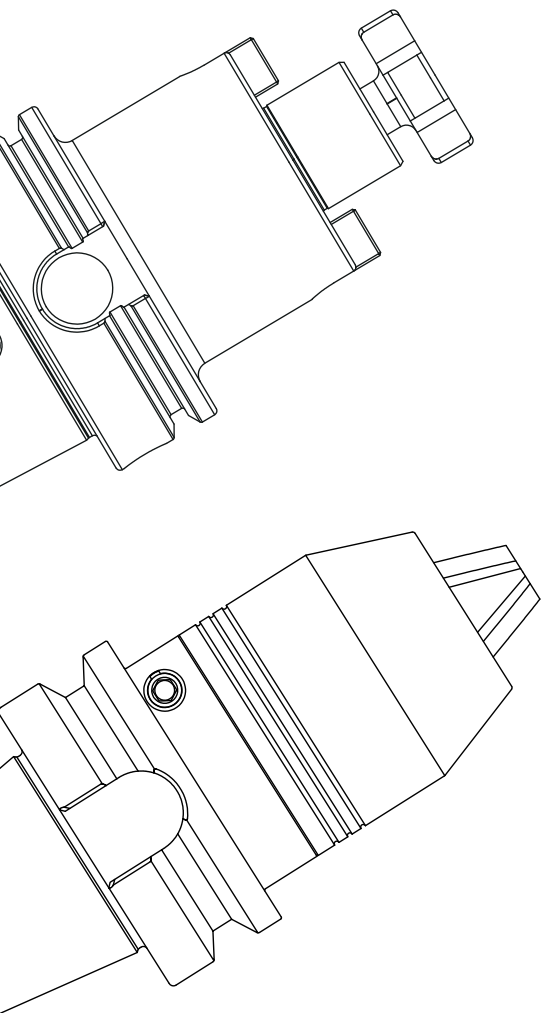
**山东金杰机械有限公司**  
SHANDING JINJIE MACHINERY CO.,LTD

**TOOLING SYSTEM**



企业展示

Enterprise display



JIS B 6339 (MAS 403 BT/BBT).....006-050  
BT 工具系统

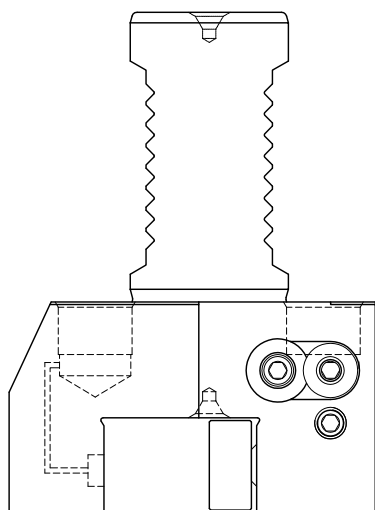
DIN 69871 SK / DSK.....051-095  
SK 工具系统

ANSI B5.50 CAT/SCAT.....096-128  
CAT 工具系统

DIN 69893 (ISO 12164) HSK.....129-195  
HSK 工具系统

DIN 2080 NT.....196-210  
NT 工具系统

GOST 25827-93.....211-222  
GOST 工具系统

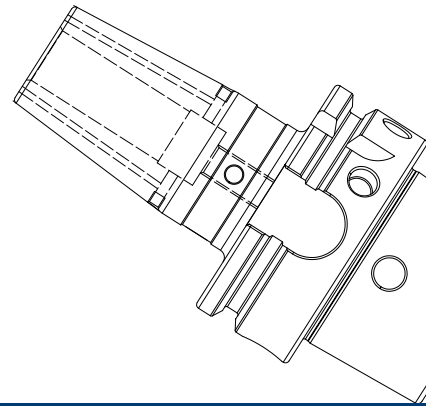


DIN 69880 VDI.....223-280  
VDI 工具系统

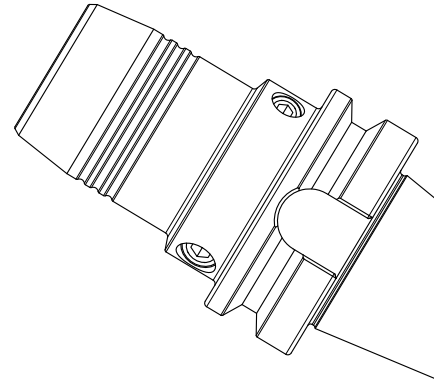
BMT.....281-298  
BMT 工具系统

DRIVEN TOOLS.....299-322  
DRIVEN 工具系统

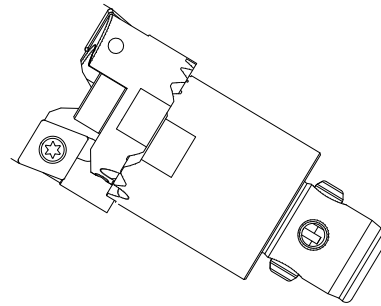
SHRINK FIT.....323-492  
热缩刀柄



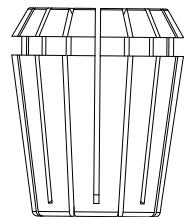
HYDRAULIC.....493-504  
液压刀柄



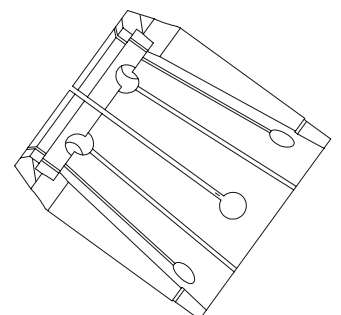
BORING.....505-527  
镗刀系统



ACCESSORY.....528-594  
附件



SPECIAL.....595-606  
非标定制



**TOOL HOLDERS**  
**BBT**  
**BT**

## BBT DualDrive (Double Contact) Tool Holders

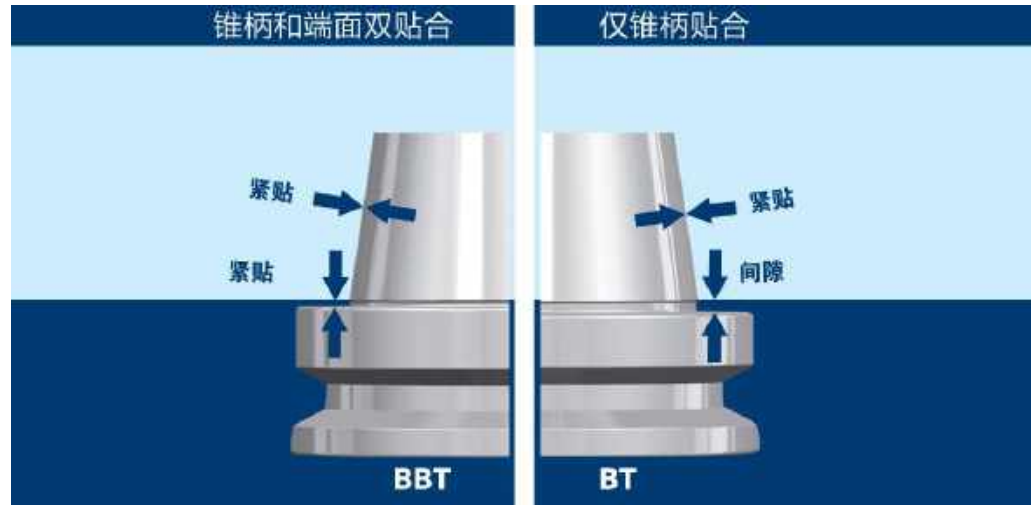


### BBT Advantages:

- \* Improve tool holder stability when high speed working.
- \* Improve workpiece surface finish.
- \* Improve working dimension accuracy.
- \* Improve ATC repeatability.
- \* Improve the roundness when boring operation.
- \* Extend cutting tool life.

ORDER SPECIFICATION:  
PLEASE CHANGE BT SIZES TO BBT ACCORDINGLY.  
PLEASE ORDER BBT SPINDLE FOR BETTER PERFORMANCE.

## BBT 双接触刀柄



使用 BBT 双接触刀柄优势：

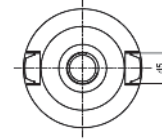
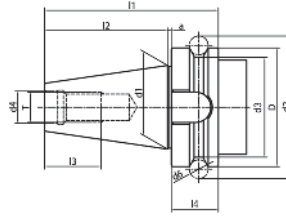
- \* 高速加工时提高刀柄稳定性；
- \* 提高工件表面光洁度；
- \* 提高加工精度；
- \* 提高 ATC 的重复精度；
- \* 提高镗孔加工圆度；
- \* 增加刀具使用寿命。

订购说明：

请把 BT 刀柄型号里的 BT 改为 BBT 即可；  
为了更好的使用效果，请订购带 BBT 主轴的加工中心。

## BT Taper Standard

### BT 锥柄标准



Size	D	d1	d2	d3	d4	d5	d6	l1	l2	l3	l4	d	T
BT30	46	31.75	56.144	38	12.5	16.1	8	70.4	48.4	24	20	2	M12*1.75
BT40	63	44.45	75.679	53	17	16.	10	92.4	65.4	30	25	2	M16*2.0
BT50	100	69.85	119.019	85	25	25.7	15	139.8	101.8	45	35	3	M24*3.0

**Taper standard:** JIS B 6339

**Material:** Alloyed case hardened steel

**Surface Treatment:** Blackening and Bright

**Taper tolerance:** <AT3

**Hardness:** HRC 56-60

**Carbon depth:** 0.8±0.2mm

**Surface Roughness:** Ra<0.005mm

**Balancing:** G6.3/15000; G2.5/25000

**Cooling:** AD; AD/B can be made by request.



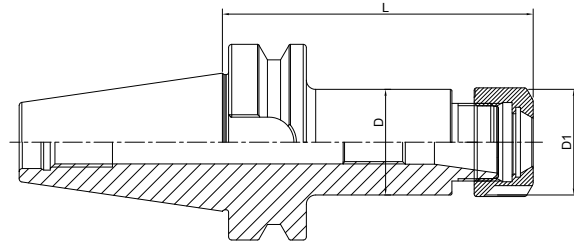
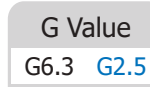
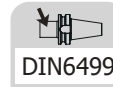
## BT & BBT TOOLING SYSTEM

### BT 工具系统

ER Collet Chuck.....	A.06
ER 弹簧夹头刀柄.....	A.06
GER Collet Chuck .....	A.10
GER 弹簧夹头刀柄.....	A.10
Power Milling Chuck .....	A.11
强力铣刀柄 .....	A.11
OZ Collet Chuck.....	A.13
OZ 夹头刀柄.....	A.13
SKS Collet Chuck.....	A.14
SKS 高速筒夹刀柄.....	A.14
TG Collet Chuck .....	A.15
TG 超强力刀柄 .....	A.15
Precision Screw Collet Chuck .....	A.16
NDC 后拉刀柄.....	A.16
Face Mill Holder.....	A.18
面铣刀柄.....	A.18
Combi Shell Mill Holder.....	A.21
混合插入式铣刀柄.....	A.21
Side Cutter Arbor .....	A.23
侧铣刀柄.....	A.23
End Mill Holder.....	A.25
侧固刀柄.....	A.25
Morse Taper Adapter.....	A.30
带扁尾莫式刀柄.....	A.30
Morse Taper Adapter.....	A.31
带螺纹孔莫式刀柄 .....	A.31
Tool Holder Adapter Sleeve .....	A.32
转换刀柄.....	A.32
Drill Chuck Adapter.....	A.34
钻接杆 .....	A.34
APU Drill Chuck Holder .....	A.35
APU 钻夹头刀柄.....	A.35
Precision Drill Chuck Holder.....	A.36
精密钻夹头刀柄 .....	A.36
Quick Change Tapping Chuck.....	A.37
弹性快换攻丝刀柄 .....	A.37
Screw-in Milling Cutter Holder.....	A.38
SOM 锁牙刀柄.....	A.38
Runout Adjustable Flange Adapter .....	A.41
可调节精度法兰刀柄 .....	A.41
UM Adjustable.....	A.42
UM调零刀柄 .....	A.42
Boring Bar Blank.....	A.43
基础柄 .....	A.43
Test Arbor.....	A.44
主轴检测棒.....	A.44
Alignment Tool for ATC Arm .....	A.45
调整机械手用组合模具.....	A.45



## ER Collet Chuck with UM Nut ER 弹簧夹头刀柄

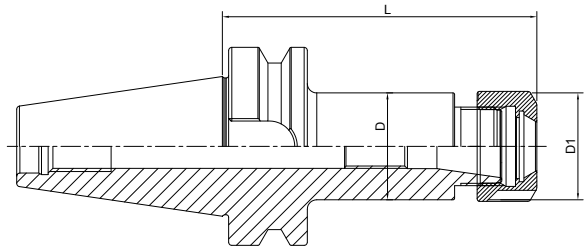


Size	D	D1	L	Capacity
BT30-ER16UM-70	28	32	70	1-10
BT30-ER20UM-70	34	35	70	1-13
BT30-ER25-70	42	42	70	2-16
BT30-ER32-70	50	50	70	2-20
BT30-ER40-80	50	63	80	3-26
BT30-ER16UM-100	28	32	100	1-10
BT30-ER20UM-100	34	35	100	1-13
BT30-ER25-100	42	42	100	2-16
BT30-ER32-100	50	50	100	2-20
BT40-ER16UM-63	28	32	63	1-10
BT40-ER20UM-70	34	35	70	1-13
BT40-ER25-70	42	42	70	2-16
BT40-ER32-70	50	50	70	2-20
BT40-ER40-80	50	63	80	3-26
BT40-ER16UM-100	28	32	100	1-10
BT40-ER20UM-100	34	35	100	1-13
BT40-ER25-100	42	42	100	2-16
BT40-ER32-100	50	50	100	2-20
BT40-ER40-100	50	63	100	3-26
BT40-ER16UM-160	28	32	160	1-10
BT40-ER20UM-160	34	35	160	1-13
BT40-ER25-160	42	42	160	2-16
BT40-ER32-160	50	50	160	2-20
BT40-ER40-160	50	63	160	3-26

**ER Collet Chuck with UM Nut**  
**ER 弹簧夹头刀柄**



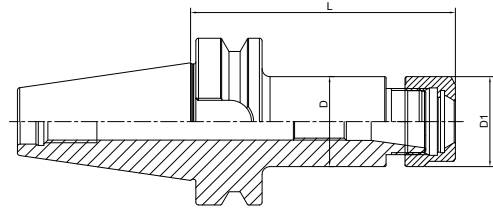
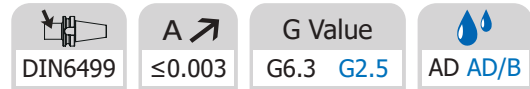
DIN6499	A ↗ ≤0.003	G Value G6.3 G2.5	AD AD/B
---------	------------	----------------------	---------



Size	D	D1	L	Capacity
BT50-ER16UM-70	28	32	70	1-10
BT50-ER20UM-70	34	35	70	1-13
BT50-ER25-70	42	42	70	2-16
BT50-ER32-70	50	50	70	2-20
BT50-ER40-80	63	63	80	3-26
BT50-ER16UM-100	28	32	100	1-10
BT50-ER20UM-100	34	35	100	1-13
BT50-ER25-100	42	42	100	2-16
BT50-ER32-100	50	50	100	2-20
BT50-ER40-100	63	63	100	3-26
BT50-ER16UM-160	28	32	160	1-10
BT50-ER20UM-160	34	35	160	1-13
BT50-ER25-160	42	42	160	2-16
BT50-ER32-160	50	50	160	2-20
BT50-ER40-160	63	63	160	3-26
BT50-ER32-200	50	50	200	2-20
BT50-ER40-200	63	63	200	3-26

## ER Collet Chuck with Hex Nut

### ER 弹簧夹头刀柄



Size	D	D1	L	Capacity
BT30-ER16A-60	28	28	60	1-10
BT30-ER20A-60	34	34	60	1-13
BT30-ER16A-100	28	28	100	1-10
BT30-ER20A-100	34	34	100	1-13
BT40-ER16A-60	28	28	60	1-10
BT40-ER20A-70	34	34	70	1-13
BT40-ER25A-70	42	42	70	2-16
BT40-ER16A-100	28	28	100	1-10
BT40-ER20A-100	34	34	100	1-13
BT40-ER25A-100	42	42	100	2-16
BT40-ER16A-150	28	28	150	1-10
BT40-ER20A-150	34	34	150	1-13
BT40-ER25A-150	42	42	150	2-16
BT40-ER16A-200T	28	28	200	1-10
BT40-ER20A-200	36	36	200	1-13
BT40-ER25A-200	42	42	200	2-16
BT50-ER16A-70	28	28	70	1-10
BT50-ER20A-70	34	34	70	1-13
BT50-ER16A-100	28	28	100	1-10
BT50-ER20A-100	34	34	100	1-13
BT50-ER16A-150	28	28	150	1-10
BT50-ER20A-150	34	34	150	1-13
BT50-ER16A-200T	28	28	200	1-10
BT50-ER20A-200	36	36	200	1-13

T refers to cutter side with taper design  
T 代表刀具端锥柄设计

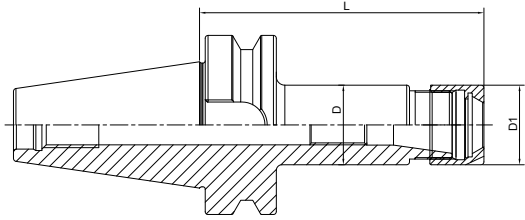
**ER Collet Chuck with Mini Nut**  
**ER 弹簧夹头刀柄**

DIN6499

A ↗
≤0.003

G Value
G6.3 G2.5

AD AD/B



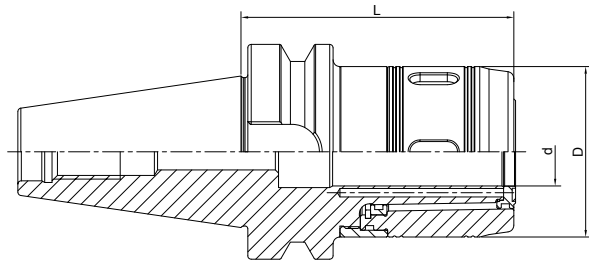
Size	D	D1	L	Capacity
BT40-ER8M-77T	12	12	77	1-5
BT40-ER11M-70	16	16	70	1-7
BT40-ER16M-70	22	22	70	1-10
BT40-ER20M-70	28	28	70	1-13
BT40-ER25M-70	35	35	70	2-16
BT40-ER8M-100T	12	12	100	1-5
BT40-ER11M-100	16	16	100	1-7
BT40-ER16M-100	22	22	100	1-10
BT40-ER20M-100	28	28	100	1-13
BT40-ER25M-100	35	35	100	2-16
BT40-ER11M-160T	16	16	160	1-7
BT40-ER16M-160T	22	22	160	1-10
BT40-ER20M-160	28	28	160	1-13
BT40-ER25M-160	35	35	160	2-16
BT50-ER16M-100	22	22	100	1-10
BT50-ER20M-100	28	28	100	1-13
BT50-ER25M-100	35	35	100	2-16
BT50-ER16M-160T	22	22	160	1-10
BT50-ER20M-160	28	28	160	1-13
BT50-ER25M-160	35	35	160	2-16

T refers to cutter side with taper design  
T 代表刀具端锥柄设计

**Power Milling Chuck**  
**强力铣刀柄**



A ↗ ≤0.008	G Value G6.3	AD
---------------	-----------------	----



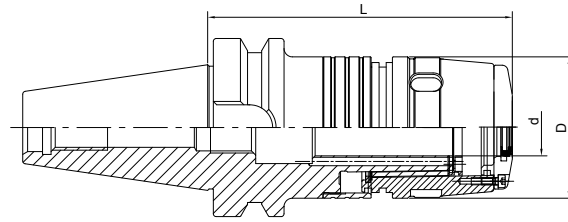
Size	d	D	L	Capacity
BT30-HC20-80	20	50	80	3-16; 20
BT30-HC25-90	25	59	90	3-20; 25
BT30-HC32-110	32	70	110	3-25; 32
BT40-HC20-90	20	50	90	3-16; 20
BT40-HC25-100	25	59	105	3-20; 25
BT40-HC32-90	32	70	90	3-25; 32
BT40-HC32-105	32	70	105	3-25; 32
BT40-HC42-130	42	99	130	3-32; 42
BT50-HC20-105	20	50	105	3-16; 20
BT50-HC25-105	25	59	105	3-20; 25
BT50-HC32-110	32	70	110	3-25; 32
BT50-HC32-165	32	70	165	3-25; 32
BT50-HC42-110	42	99	110	3-32; 42
BT50-HC42-165	42	99	165	3-32; 42

## Sealing Milling Chuck 止水强力铣刀柄

A ↗  
≤0.008

G Value  
G6.3

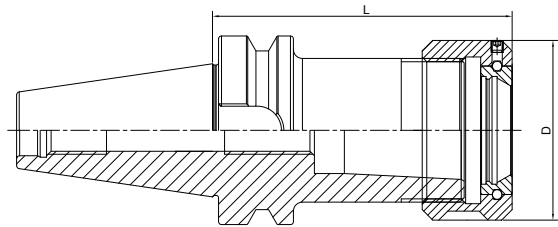
 AD



Size	d	D	L	Capacity
BT30-HC20Z-90	20	59	105	3-16; 20
BT30-HC25Z-100	25	59	115	3-20; 25
BT30-HC32Z-120	32	70	135	3-25; 32
BT40-HC20Z-100	20	50	115	3-16; 20
BT40-HC25Z-110	25	59	125	3-20; 25
BT40-HC32Z-100	32	70	115	3-25; 32
BT50-HC20Z-115	20	50	130	3-16; 20
BT50-HC25Z-115	25	59	130	3-20; 25
BT50-HC32Z-120	32	70	135	3-25; 32

**OZ Collet Chuck**  
**OZ 夹头刀柄**

DIN6391	A $\leq 0.005$	G Value G6.3	AD
---------	----------------	--------------	----



Size	D	L	Capacity
BT30-OZ16-70	43	70	3-16
BT30-OZ25-80	60	80	3-25
BT40-OZ16-70	43	70	3-16
BT40-OZ25-70	60	70	3-25
BT40-OZ32-90	72	90	6-32
BT50-OZ25-85	60	85	3-25
BT50-OZ32-90	72	90	6-32

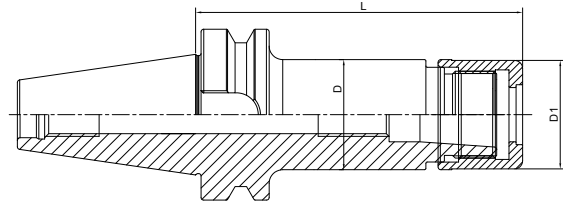


## High Speed SKS Collet Chuck SKS 高速筒夹刀柄

A ↗  
≤0.003

G Value  
G2.5

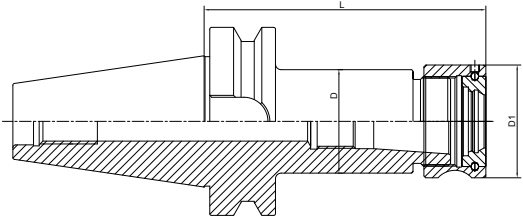
AD



Size	D	D1	L	Capacity	M
BT30-SKS10-60	27.5	27.1	60	2-10	M21.5*1
BT30-SKS16-60	40.6	40	60	3-16	M32*1.5
BT30-SKS10-90	27.5	27.1	90	2-10	M21.5*1
BT30-SKS16-90	40.6	40	90	3-16	M32*1.5
BT40-SKS06-60	20	19.5	60	2-6	M15*1.5
BT40-SKS10-60	27.5	27.1	60	2-10	M21.5*1
BT40-SKS16-70	40.6	40	70	3-16	M32*1.5
BT40-SKS06-90	20	19.5	90	2-6	M15*1.5
BT40-SKS10-90	27.5	27.1	90	2-10	M21.5*1
BT40-SKS16-90	40.6	40	90	3-16	M32*1.5
BT40-SKS25-90	55.6	55	90	6-25	M45*1.5
BT40-SKS10-120	27.5	27.1	120	2-10	M21.5*1
BT40-SKS16-120	40.6	40	120	3-16	M32*1.5
BT40-SKS25-120	55.6	55	120	6-25	M45*1.5
BT50-SK10-100	27.5	27.1	100	2-10	M21.5*1
BT50-SK16-100	40.6	40	100	3-16	M32*1.5
BT50-SK25-100	55.6	55	100	6-25	M45*1.5
BT50-SKS10-120	27.5	27.1	120	2-10	M21.5*1
BT50-SKS16-120	40.6	40	120	3-16	M32*1.5
BT50-SKS10-165	27.5	27.1	165	2-10	M21.5*1
BT50-SKS16-165	40.6	40	165	3-16	M32*1.5

**TG Collet Chuck**  
**TG 超強力刀柄**

A ↗ ≤0.005	G Value G6.3	AD
---------------	-----------------	----



Size	D	D1	L	Collet	Capacity
BT30-TG75-70	44.45	50	70	TG 75	2-20
BT30-TG75-100	44.45	50	100	TG 75	2-20
BT30-TG100-100	55	60	100	TG 100	3-25
BT40-TG75-70	44.45	50	70	TG 75	2-20
BT40-TG100-80	55	60	80	TG 100	3-25
BT40-TG100-100	55	60	100	TG 100	3-25
BT40-TG100-150	55	60	150	TG 100	3-25
BT50-TG100-90	55	60	90	TG 100	3-25
BT50-TG100-150	55	60	150	TG 100	3-25

**Pull Back Collet Chuck**  
**DC 后拉刀柄**

A ↗  
≤0.003

G Value  
G6.3

AD



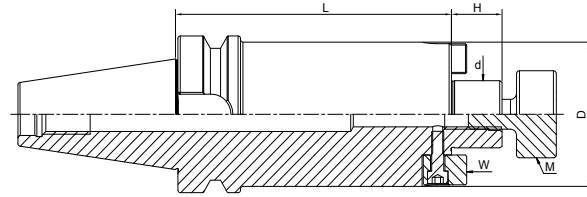
Size	D	L	Capacity
BT30-DC06-60	14	60	1-6
BT30-DC06-90	14	90	1-6
BT30-DC06-120	14	120	1-6
BT30-DC08-60	22	60	1-10
BT30-DC08-90	22	90	1-10
BT30-DC08-120	22	120	1-10
BT30-DC12-80	34	80	1-12
BT40-DC06-60	14	60	1-6
BT40-DC06-90	14	90	1-6
BT40-DC06-120	14	120	1-6
BT40-DC06-150	14	150	1-6
BT40-DC08-60	22	60	1-10
BT40-DC08-90	22	90	1-10
BT40-DC08-120	22	120	1-10
BT40-DC08-150	22	150	1-10
BT40-DC08-200	22	200	1-10
BT40-DC12-90	34	90	1-12
BT40-DC12-120	34	120	1-12
BT40-DC12-150	34	150	1-12
BT40-DC12-200	34	200	1-12
BT50-DC06-110	14	110	1-6
BT50-DC06-150	14	150	1-6
BT50-DC08-110	22	110	1-10
BT50-DC08-150	22	150	1-10
BT50-DC08-200	22	200	1-10
BT50-DC12-120	34	120	1-12
BT50-DC12-150	34	150	1-12
BT50-DC12-200	34	200	1-12

## Face Mill Holder Inch 英制面铣刀柄

A ↗  
≤0.005


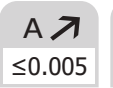


G Value  
G6.3 G2.5

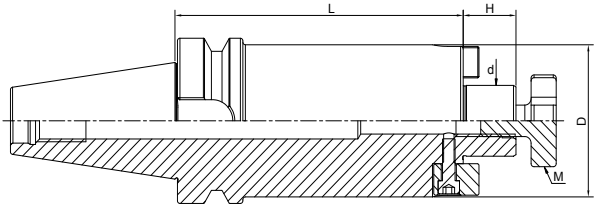
AD AD/B



Size	d	L	D	H	M	H
BT40-FMA3/4"-40	3/4"	40	42.926	3/8-24	7.93	17.45
BT40-FMA1"-40	1"	40	55.626	1/2-20	9.525	17.45
BT40-FMA1-1/4"-50	1-1/4"	50	69.85	5/8-18	12.7	17.45
BT40-FMA1-1/2"-50	1-1/2"	50	78	3/4-16	15.875	23.83
BT40-FMA3/4"-100	3/4"	100	42.926	3/8-24	7.93	17.45
BT40-FMA1"-100	1"	100	55.626	1/2-20	9.525	17.45
BT40-FMA1-1/4"-100	1-1/4"	100	69.85	5/8-18	12.7	17.45
BT40-FMA1-1/2"-100	1-1/2"	100	78	3/4-16	15.875	23.83
BT40-FMA3/4"-150	3/4"	150	42.926	3/8-24	7.93	17.45
BT40-FMA1"-150	1"	150	55.626	1/2-20	9.525	17.45
BT40-FMA1-1/4"-150	1-1/4"	150	69.85	5/8-18	12.7	17.45
BT40-FMA1-1/2"-150	1-1/2"	150	78	3/4-16	15.875	23.83
BT50-FMA3/4"-40	3/4"	40	42.926	3/8-24	7.93	17.45
BT50-FMA1"-40	1"	40	55.626	1/2-20	9.525	17.45
BT50-FMA1-1/4"-50	1-1/4"	50	69.85	5/8-18	12.7	17.45
BT50-FMA1-1/2"-50	1-1/2"	50	78	3/4-16	15.875	23.83
BT50-FMA3/4"-100	3/4"	100	42.926	3/8-24	7.93	17.45
BT50-FMA1"-100	1"	100	55.626	1/2-20	9.525	17.45
BT50-FMA1-1/4"-100	1-1/4"	100	69.85	5/8-18	12.7	17.45
BT50-FMA1-1/2"-100	1-1/2"	100	78	3/4-16	15.875	23.83
BT50-FMA3/4"-150	3/4"	150	42.926	3/8-24	7.93	17.45
BT50-FMA1"-150	1"	150	55.626	1/2-20	9.525	17.45
BT50-FMA1-1/4"-150	1-1/4"	150	69.85	5/8-18	12.7	17.45
BT50-FMA1-1/2"-150	1-1/2"	150	78	3/4-16	15.875	23.83

**Face Mill Holder**  
**面铣刀柄**

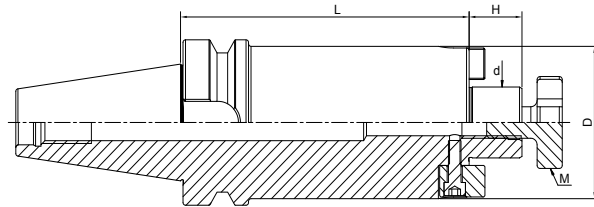







Size	d	L	D	H	M
BT30-FMB16-40	16	40	38	17	M8
BT30-FMB22-40	22	40	48	19	M10
BT30-FMB27-40	27	40	58	21	M12
BT30-FMB32-50	32	50	78	24	M16
BT40-FMB16-40	16	40	38	17	M8
BT40-FMB22-40	22	40	48	19	M10
BT40-FMB27-40	27	40	58	21	M12
BT40-FMB32-50	32	50	78	24	M16
BT40-FMB40-50	40	50	88	27	M20
BT40-FMB16-100	16	100	38	17	M8
BT40-FMB22-100	22	100	48	19	M10
BT40-FMB27-100	27	100	58	21	M12
BT40-FMB32-100	32	100	78	24	M16
BT40-FMB40-100	40	100	88	27	M20
BT40-FMB16-150	16	150	38	17	M8
BT40-FMB22-150	22	150	48	19	M10
BT40-FMB27-150	27	150	58	21	M12
BT40-FMB32-150	32	150	78	24	M16
BT40-FMB40-150	40	150	88	27	M20
BT40-FMB22-200	22	200	48	19	M10
BT40-FMB27-200	27	200	58	21	M12
BT40-FMB32-200	32	200	78	24	M16
BT40-FMB40-200	40	200	88	27	M20

**Face Mill Holder**  
**面铣刀柄**

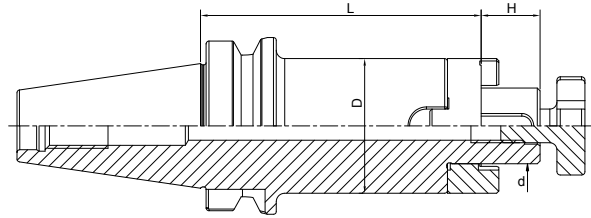
DIN6357	A $\nearrow$ $\leq 0.003$	G Value G6.3 G2.5	AD AD/B
---------	------------------------------	----------------------	---------



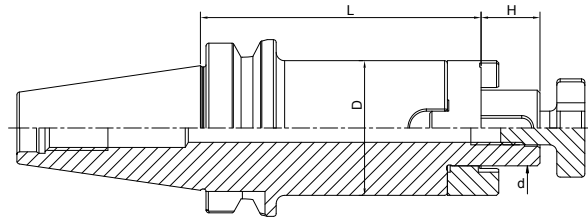
Size	d	L	D	H	M
BT50-FMB16-40	16	40	38	17	M8
BT50-FMB22-40	22	40	48	19	M10
BT50-FMB27-40	27	40	58	21	M12
BT50-FMB32-50	32	50	78	24	M16
BT50-FMB40-50	40	50	88	27	M20
BT50-FMB60-75	60	75	129	25	M30
BT50-FMB16-100	16	100	38	17	M8
BT50-FMB22-100	22	100	48	19	M10
BT50-FMB27-100	27	100	58	21	M12
BT50-FMB32-100	32	100	78	24	M16
BT50-FMB40-100	40	100	88	27	M20
BT50-FMB22-150	22	150	48	19	M10
BT50-FMB27-150	27	150	58	21	M12
BT50-FMB32-150	32	150	78	24	M16
BT50-FMB40-150	40	150	88	27	M20
BT50-FMB22-200	22	200	48	19	M10
BT50-FMB27-200	27	200	58	21	M12
BT50-FMB32-200	32	200	78	24	M16
BT50-FMB40-200	40	200	88	27	M20

**Combi Shell Mill Holder**  
混合插入式铣刀柄

DIN6358	A $\leq 0.005$	G Value G6.3	AD AD/B
---------	----------------	--------------	---------



Size	d	D	H	L
BT30-SEMC16-45	16	32	17	45
BT30-SEMC22-47	22	40	19	47
BT30-SEMC27-49	27	48	21	49
BT40-SEMC16-55	16	32	17	55
BT40-SEMC22-55	22	40	19	55
BT40-SEMC27-55	27	48	21	55
BT40-SEMC32-60	32	58	24	60
BT40-SEMC40-60	40	70	27	60
BT40-SEMC16-100	16	32	17	100
BT40-SEMC22-100	22	40	19	100
BT40-SEMC27-100	27	48	21	100
BT40-SEMC32-100	32	58	24	100
BT40-SEMC40-100	40	70	27	100
BT40-SEMC16-160	16	32	17	160
BT40-SEMC22-160	22	40	19	160
BT40-SEMC27-160	27	48	21	160
BT40-SEMC32-160	32	58	24	160
BT40-SEMC40-160	40	70	27	160

**Combi Shell Mill Holder**  
**混合插入式铣刀柄**




Size	d	D	H	L
BT50-SEMC16-70	16	32	17	70
BT50-SEMC22-70	22	40	19	70
BT50-SEMC27-70	27	48	21	70
BT50-SEMC32-70	32	58	24	70
BT50-SEMC40-70	40	70	27	70
BT50-SEMC16-100	16	32	17	100
BT50-SEMC22-100	22	40	19	100
BT50-SEMC27-100	27	48	21	100
BT50-SEMC32-100	32	58	24	100
BT50-SEMC40-100	40	70	27	100
BT50-SEMC16-160	16	32	17	160
BT50-SEMC22-160	22	40	19	160
BT50-SEMC27-160	27	48	21	160
BT50-SEMC32-160	32	58	24	160
BT50-SEMC40-160	40	70	27	160

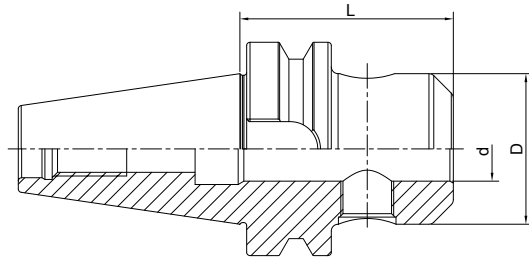




**End Mill Holder Weldon**  
**侧固刀柄**



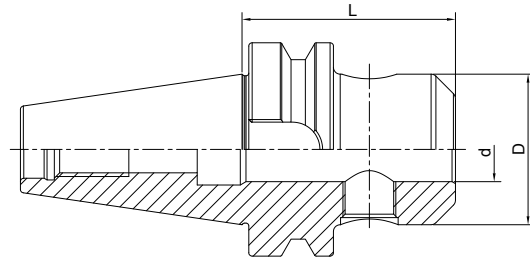
 DIN6359/1835B	 A ≤0.005	 G Value G6.3 G2.5	 AD AD/B
--	--	---	--



Size	d	D	L
BT30-SLA6-50	6	25	50
BT30-SLA8-50	8	28	50
BT30-SLA10-50	10	35	50
BT30-SLA12-50	12	42	50
BT30-SLA14-50	14	44	50
BT30-SLA16-63	16	48	63
BT30-SLA18-63	18	50	63
BT30-SLA20-63	20	52	63
BT40-SLA6-50	6	25	50
BT40-SLA8-50	8	28	50
BT40-SLA10-63	10	35	63
BT40-SLA12-63	12	42	63
BT40-SLA14-63	14	44	63
BT40-SLA16-63	16	48	63
BT40-SLA18-63	18	50	63
BT40-SLA20-63	20	52	63
BT40-SLA25-90	25	65	90
BT40-SLA32-100	32	72	100
BT40-SLA40-120	40	80	120
BT40-SLA6-100	6	25	100
BT40-SLA8-100	8	28	100
BT40-SLA10-100	10	35	100
BT40-SLA12-100	12	42	100
BT40-SLA14-100	14	44	100
BT40-SLA16-100	16	48	100
BT40-SLA18-100	18	50	100
BT40-SLA20-100	20	52	100

## End Mill Holder Weldon 侧固刀柄

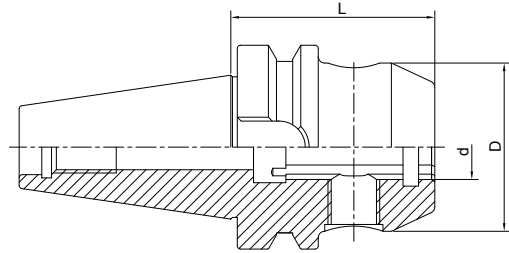
DIN6359/1835B	A $\nearrow$ $\leq 0.005$	G Value G6.3 G2.5	AD AD/B
---------------	------------------------------	----------------------	---------



Size	d	D	L
BT40-SLA6-160	6	25	160
BT40-SLA8-160	8	28	160
BT40-SLA10-160	10	35	160
BT40-SLA12-160	12	42	160
BT40-SLA14-160	14	44	160
BT40-SLA16-160	16	48	160
BT40-SLA18-160	18	50	160
BT40-SLA20-160	20	52	160
BT40-SLA25-160	25	65	160
BT40-SLA32-160	32	72	160
BT40-SLA40-160	40	80	160
BT50-SLA6-63	6	25	63
BT50-SLA8-63	8	28	63
BT50-SLA10-63	10	35	63
BT50-SLA12-80	12	42	80
BT50-SLA14-80	14	44	80
BT50-SLA16-80	16	48	80
BT50-SLA18-80	18	50	80
BT50-SLA20-80	20	52	80
BT50-SLA25-100	25	65	100
BT50-SLA32-105	32	72	105
BT50-SLA40-110	40	80	110
BT50-SLA6-160	6	25	160
BT50-SLA8-160	8	28	160
BT50-SLA10-160	10	35	160
BT50-SLA12-160	12	42	160
BT50-SLA14-160	14	44	160
BT50-SLA16-160	16	48	160
BT50-SLA18-160	18	50	160
BT50-SLA20-160	20	52	160
BT50-SLA25-160	25	65	160
BT50-SLA32-160	32	72	160
BT50-SLA40-160	40	80	160

**End Mill Holder with Coolant Channels**  
**侧固刀柄，端面出水型**

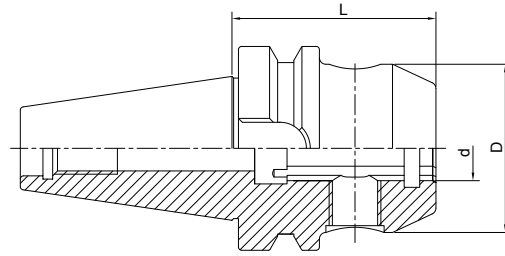
DIN6359/1835B	A $\leq 0.005$	G Value G6.3 G2.5	AD AD/B
---------------	----------------	----------------------	---------



Size	d	D	L
BT40-SLA06-50K	6	25	50
BT40-SLA08-50K	8	28	50
BT40-SLA10-63K	10	35	63
BT40-SLA12-63K	12	42	63
BT40-SLA14-63K	14	44	63
BT40-SLA16-63K	16	48	63
BT40-SLA18-63K	18	50	63
BT40-SLA20-63K	20	52	63
BT40-SLA25-90K	25	65	90
BT40-SLA32-100K	32	72	100
BT40-SLA40-120K	40	80	120
BT40-SLA06-100K	6	25	100
BT40-SLA08-100K	8	28	100
BT40-SLA10-100K	10	35	100
BT40-SLA12-100K	12	42	100
BT40-SLA14-100K	14	44	100
BT40-SLA16-100K	16	48	100
BT40-SLA18-100K	18	50	100
BT40-SLA20-100K	20	52	100

## End Mill Holder with Coolant Channels 侧固刀柄，端面出水型

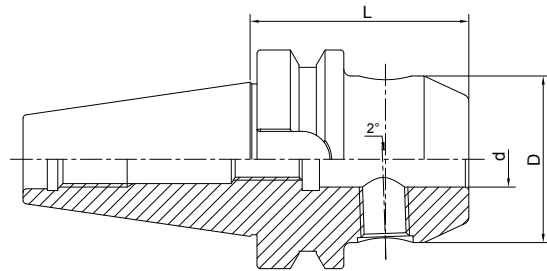
DIN6359/1835B	A ↗ ≤0.005	G Value G6.3 G2.5	AD AD/B
---------------	------------	-------------------	---------



Size	d	D	L
BT50-SLA6-63K	6	25	63
BT50-SLA8-63K	8	28	63
BT50-SLA10-63K	10	35	63
BT50-SLA12-80K	12	42	80
BT50-SLA14-80K	14	44	80
BT50-SLA16-80K	16	48	80
BT50-SLA18-80K	18	50	80
BT50-SLA20-80K	20	52	80
BT50-SLA25-100K	25	65	100
BT50-SLA32-105K	32	72	105
BT50-SLA40-110K	40	80	110
BT50-SLA6-100K	6	25	100
BT50-SLA8-100K	8	28	100
BT50-SLA10-100K	10	35	100
BT50-SLA12-100K	12	42	100
BT50-SLA14-100K	14	44	100
BT50-SLA16-100K	16	48	100
BT50-SLA18-100K	18	50	100
BT50-SLA20-100K	20	52	100

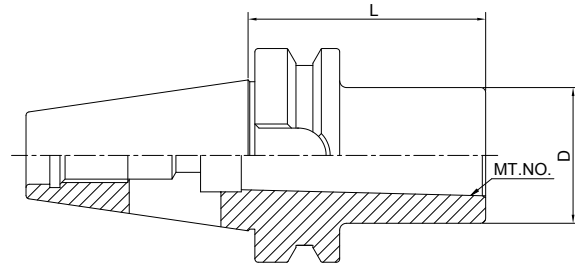
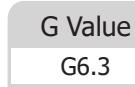
**End Mill Holder Whistle Notch**  
**側固式铣刀柄，斜 2 度**

 DIN6359/1835B	 A ↗ ≤0.005	G Value G6.3 G2.5	 AD AD/B
--	--	----------------------	--



Size	d	D	L
BT40-SLB6-50	6	25	50
BT40-SLB8-50	8	28	50
BT40-SLB10-63	10	35	63
BT40-SLB12-63	12	42	63
BT40-SLB14-63	14	44	63
BT40-SLB16-63	16	48	63
BT40-SLB18-63	18	50	63
BT40-SLB20-63	20	52	63
BT40-SLB25-90	25	65	90
BT40-SLB32-100	32	72	100
BT40-SLB40-120	40	80	120
BT50-SLB6-63	6	25	63
BT50-SLB8-63	8	28	63
BT50-SLB10-63	10	35	63
BT50-SLB12-80	12	42	80
BT50-SLB14-80	14	44	80
BT50-SLB16-80	16	48	80
BT50-SLB18-80	18	50	80
BT50-SLB20-80	20	52	80
BT50-SLB25-100	25	65	100
BT50-SLB32-105	32	72	105
BT50-SLB40-110	40	80	110

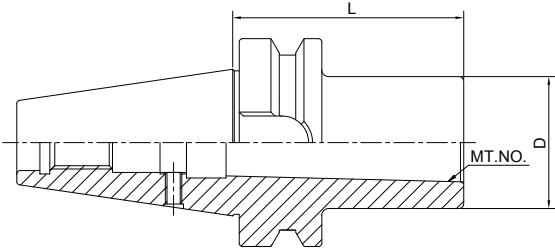
## Morse Taper Adapter with Tang 带扁尾莫式刀柄



Size	MT.NO.	D	L
BT30-MTA1-45	1	25	45
BT30-MTA2-60	2	32	60
BT30-MTA3-75	3	40	75
BT40-MTA1-50	1	25	50
BT40-MTA2-50	2	32	50
BT40-MTA3-70	3	40	70
BT40-MTA4-95	4	48	95
BT50-MTA1-45	1	25	45
BT50-MTA2-60	2	32	60
BT50-MTA3-65	3	40	65
BT50-MTA4-95	4	48	95
BT50-MTA5-120	5	63	120

**Morse Taper Adapter with Drawbar**  
带螺纹孔莫式刀柄

DIN6364	A $\leq 0.005$	G Value G6.3	A
---------	----------------	--------------	---


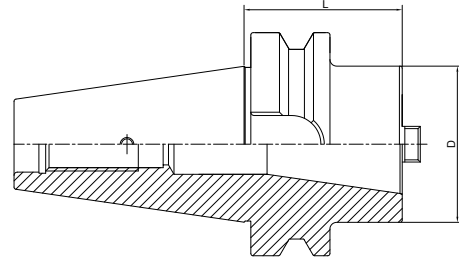


Size	MT.NO.	D	L
BT40-MTB1-50	1	25	50
BT40-MTB2-50	2	32	50
BT40-MTB3-70	3	40	70
BT40-MTB4-95	4	48	95
BT50-MTB1-45	1	25	45
BT50-MTB2-60	2	32	60
BT50-MTB3-65	3	40	65
BT50-MTB4-70	4	48	70
BT50-MTB5-120	5	63	120

## Tool Holder Adatper Sleeve 转换刀柄

 A ↗  
 ≤0.005

 G Value  
 G6.3

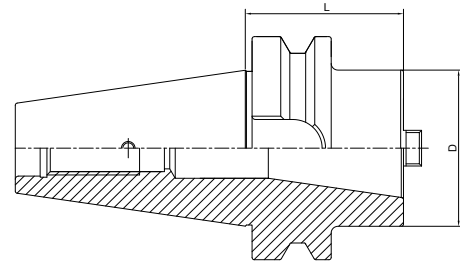
  
 A


Size	D	L
BT40-BT30-60	63	60
BT40-BT40-100	63	100
BT50-BT40-70	70	70
BT50-BT50-120	97	120



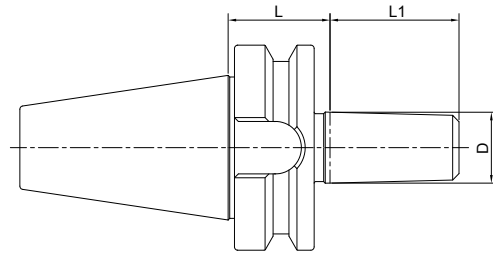
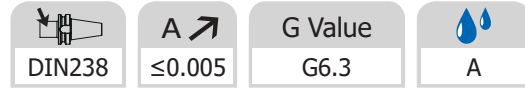
**Tool Holder Adatper Sleeve**  
转换刀柄

A ↗ ≤0.005	G Value G6.3	💧 A
---------------	-----------------	--------



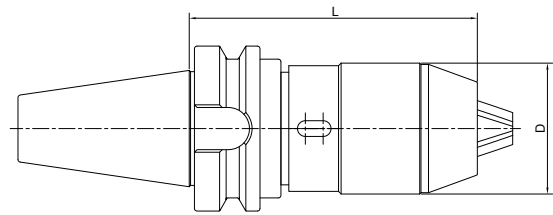
Size	D1	D2	L
BT30-HSK32-40	32	37	40
BT30-HSK40-40	40	45	40
BT40-HSK32-40	32	37	40
BT40-HSK40-40	40	45	40
BT40-HSK50-50	50	55	50
BT40-HSK63-70	63	70	70
BT50-HSK32-50	32	37	50
BT50-HSK40-50	40	45	50
BT50-HSK50-60	50	55	60
BT50-HSK63-60	63	70	60
BT50-HSK80-60	80	87	60
BT50-HSK100-90	100	110	90

## Drill Chuck Adapter 钻接杆



Size	D	L	L1
BT30-B12-25	B12	25	18.5
BT30-B16-25	B16	25	24
BT40-B12-32	B12	32	18.5
BT40-B16-32	B16	32	24
BT40-B18-32	B18	32	32
BT40-B22-32	B22	32	40.5
BT50-B16-45	B16	45	24
BT50-B18-45	B18	45	32
BT50-B22-45	B22	45	40.5

**APU Drill Chuck Holder**  
**APU 钻夹头刀柄**



Size	D	L		Capacity
BT30-APU08-80	38	80	85	1-8
BT30-APU13-110	48	110	120	1-13
BT40-APU08-85	38	85	90	1-8
BT40-APU13-105	48	105	115	1-13
BT40-APU16-110	53	110	120.6	3-16
BT50-APU08-90	38	90	100	1-8
BT50-APU13-105	48	105	115	1-13
BT50-APU16-115	53	115	125.6	3-16

## Precision Drill Chuck Holder

### 精密钻夹头刀柄

A ↗

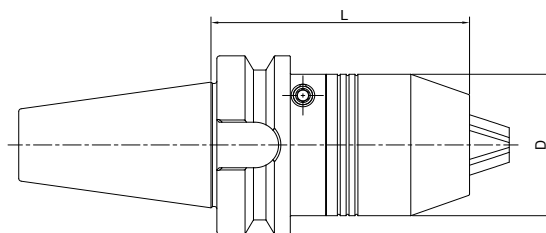
 $\leq 0.03$ 

G Value

G6.3



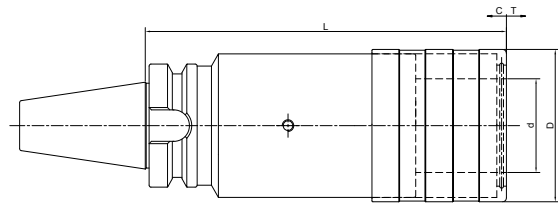
AD



Size	D	L	Capacity
BT30-CPU10-80	38	80	0.5-10
BT40-CPU10-80	38	80	0.5-10
BT40-CPU13-90	50	90	1-13
BT40-CPU16-90	50	90	1-16
BT50-CPU13-100	50	100	1-13
BT50-CPU16-100	50	100	1-16



## Quick Change Tapping Chuck with Length Compensation 弹性快换攻丝刀柄



Size	Collet Size	d	D	L	T	C
BT30-TC312-70	1	19	38	70	7.5	7.5
BT30-TC820-95	2	31	54	95	12.5	12.5
BT40-TC312-65	1	19	38	65	7.5	7.5
BT40-TC820-93	2	31	53	93	12.5	12.5
BT40-TC1433-166	3	48	78	166	22	22
BT50-TC312-100	1	19	38	100	7.5	7.5
BT50-TC820-100	2	31	53	100	12.5	12.5
BT50-TC1433-142	3	48	78	142	22	22

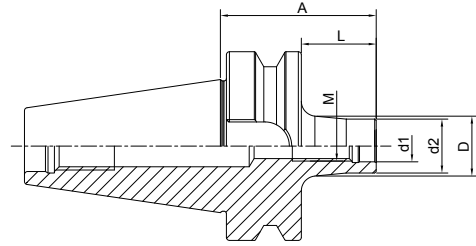
## Screw-in Milling Cutter Holder

### 锁牙刀柄, 锥柄型

A ↗  
≤0.005

G Value  
G6.3

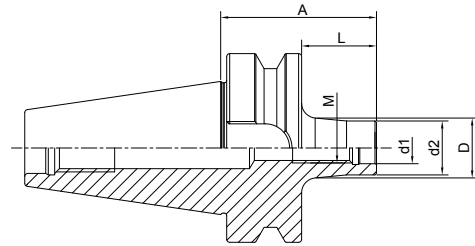
AD AD/B



Size	M	d1	d2	A	L	D
BT40-SOM08-52 L=25	8	8.5	14.5	52	25	15
BT40-SOM08-77 L=50	8	8.5	14.5	77	50	23
BT40-SOM08-102 L=75	8	8.5	14.5	102	75	23
BT40-SOM08-127 L=100	8	8.5	14.5	127	100	25
BT40-SOM10-32 L=5	10	10.5	18	32	5	18
BT40-SOM10-52 L=25	10	10.5	18	52	25	20
BT40-SOM10-77 L=50	10	10.5	18	77	50	23
BT40-SOM10-102 L=75	10	10.5	18	102	75	28
BT40-SOM10-127 L=100	10	10.5	18	127	100	32
BT40-SOM10-177 L=150	10	10.5	18	177	150	36.5
BT40-SOM12-32 L=5	12	12.5	21	32	5	21
BT40-SOM12-52 L=25	12	12.5	21	52	25	24
BT40-SOM12-77 L=50	12	12.5	21	77	50	24
BT40-SOM12-102 L=75	12	12.5	21	102	75	31
BT40-SOM12-127 L=100	12	12.5	21	127	100	31
BT40-SOM12-152 L=125	12	12.5	21	152	125	36
BT40-SOM12-177 L=150	12	12.5	21	177	150	38
BT40-SOM16-32 L=5	16	17	29	32	5	29
BT40-SOM16-52 L=25	16	17	29	52	25	29
BT40-SOM16-77 L=50	16	17	29	77	50	34
BT40-SOM16-102 L=75	16	17	29	102	75	34
BT40-SOM16-127 L=100	16	17	29	127	100	36
BT40-SOM16-152 L=125	16	17	29	152	125	40
BT40-SOM16-177 L=150	16	17	29	177	150	42.5

**Screw-in Milling Cutter Holder**  
**锁牙刀柄, 锥柄型**

<b>A</b> ↗ ≤0.005	<b>G Value</b> G6.3	<b>AD AD/B</b>
----------------------	------------------------	----------------



Size	M	d1	d2	A	L	D
BT50-SOM08-88 L=50	8	8.5	14.5	88	50	23
BT50-SOM08-138 L=100	8	8.5	14.5	138	100	25
BT50-SOM08-188 L=150	8	8.5	14.5	188	150	30
BT50-SOM10-88 L=50	10	10.5	18	88	50	23
BT50-SOM10-138 L=100	10	10.5	18	138	100	32
BT50-SOM10-188 L=150	10	10.5	18	188	150	36.5
BT50-SOM12-88 L=50	12	12.5	21	88	50	24
BT50-SOM12-138 L=100	12	12.5	21	138	100	33
BT50-SOM12-188 L=150	12	12.5	21	188	150	40
BT50-SOM16-88 L=50	16	17	29	88	50	34
BT50-SOM16-138 L=100	16	17	29	138	100	36
BT50-SOM16-188 L=150	16	17	29	188	150	42.5

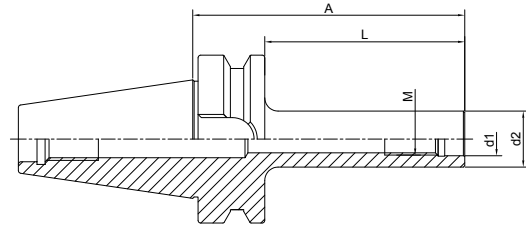
## Screw-in Milling Cutter Holder

### 锁牙刀柄，直柄型

A ↗  
≤0.005

G Value  
G6.3

AD AD/B

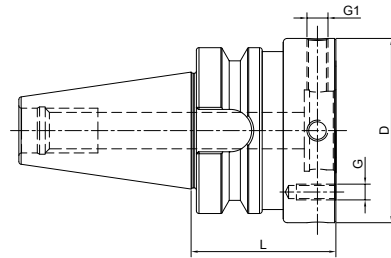


Size	M	d1	d2	A	L
BT40-M10-102 L=75	10	10.5	18	102	75
BT40-M10-127 L=100	10	10.5	18	127	100
BT40-M10-177 L=150	10	10.5	18	177	150
BT40-M12-108 L=75	12	12.5	21	108	75
BT40-M12-127 L=100	12	12.5	21	127	100
BT40-M12-152 L=125	12	12.5	21	152	125
BT40-M12-177 L=150	12	12.5	21	177	150
BT40-M16-102 L=75	16	17	29	102	75
BT40-M16-127 L=100	16	17	29	127	100
BT40-M16-152 L=125	16	17	29	152	125
BT40-M16-177 L=150	16	17	29	177	150
BT50-M10-138 L=100	10	10.5	18	138	100
BT50-M10-188 L=150	10	10.5	18	188	150
BT50-M12-138 L=100	12	12.5	21	138	100
BT50-M12-188 L=150	12	12.5	21	188	150
BT50-M16-138 L=100	16	17	29	138	100
BT50-M16-188 L=150	16	17	29	188	150



## Runout Adjustable Flange Adapter 可调节精度法兰刀柄

A ↗ ≤0.002	G Value G6.3 G2.5	AD
---------------	----------------------	----



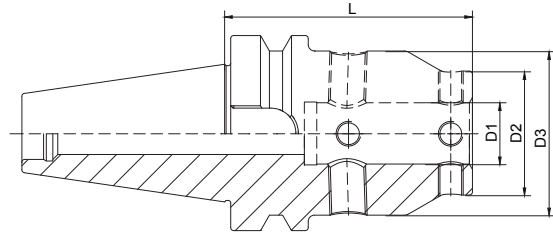
Size	BT	D	L	G	G1
BT30-MOD060-040	30	60	40	M5	M8x1
BT30-MOD070-040	30	70	40	M6	M8x1
BT40-MOD060-055	40	60	55	M5	M8x1
BT40-MOD070-055	40	70	55	M6	M8x1
BT40-MOD080-065	40	80	65	M6	M8x1
BT40-MOD100-070	40	100	70	M8	M10x1
BT50-MOD060-070	50	60	70	M5	M8x1
BT50-MOD070-070	50	70	70	M6	M8x1
BT50-MOD080-070	50	80	70	M6	M8x1
BT50-MOD100-070	50	100	70	M8	M10x1
BT50-MOD117-080	50	117	80	M8	M10x1
BT50-MOD140-080	50	140	80	M10	M10x1

## UM Adjustable Tool Holder UM 调零刀柄

A ↗  
≤0.003

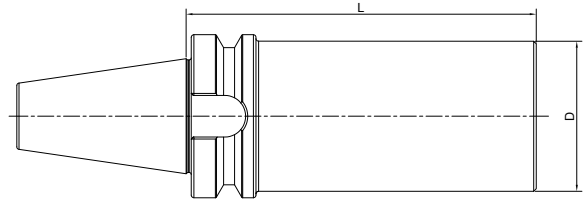
G Value  
G6.3 G2.5

AD AD/B




Size	D1	D2	D3	L
BT30-UM12-65	12	28	44.5	65
BT30-UM16-75	16	32	48	75
BT30-UM20-85	20	40	53	85
BT30-UM25-95	25	48	63	95
BT30-UM32-100	32	52	63	100
BT40-UM12-70	12	28	44.5	70
BT40-UM16-70	16	32	48	70
BT40-UM20-80	20	40	53	80
BT40-UM25-95	25	48	63	95
BT40-UM32-95	32	52	63	95
BT50-UM12-80	12	28	44.5	80
BT50-UM16-85	16	32	48	85
BT50-UM20-90	20	40	53	90
BT50-UM25-105	25	48	63	105
BT50-UM32-105	32	52	63	105

**Boring Bar Blank**  
基础柄



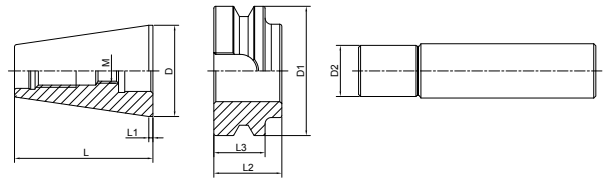
Size	D	L
BT30-45-160	45	160
BT40-63-160	63	160
BT40-63-250	63	250
BT50-97-160	97	160
BT50-97-250	97	250

**Test Arbor**  
**主轴检测棒**

 A ↗  
 ≤0.002


Size	D	L
BT30-32-250	32	250
BT40-40-300	40	300
BT50-50-300	50	300

## Alignment Tool for ATC Arm 调整机械手用组合模具



Size	D	D1	D2	L	L1	L2	M
BT30-ATC-18D	31.75	46	18	50.4	2	20	M12
BT40-ATC-20D	44.45	63	20	67.4	2	25	M12
BT50-ATC-28D	69.85	100	28	104.8	3	35	M16

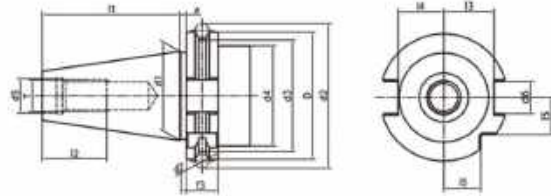
### Usage:

- 1) Put the Taper to the machine Spindle
- 2) Install flange to the ATC arm
- 3) Insert Pin into the flange
- 4) Adjust ATC arm and make sure the pin front part into the flange completely.

**TOOL HOLDERS**  
**DSK**  
**SK**

## SK Taper Standard SK 锥柄标准

DSK  
SK



Size	D	d1	d2	d3	d4	d5	d6	d7	l1	l2	l3	l4	l5	e1	e2
SK30	50	31.75	59.3	44.3	45	13	16.1	7	47.8	24	18.8	16.3	15	21	5
SK40	63.55	44.45	72.3	56.25	50	17	16.1	7	58.4	32	25	22.7	18.5	27	5
SK50	97.5	69.85	107.36	91.25	80	25	25.7	7	101.8	47	37.7	35.5	30	42	7

**Taper standard:** DIN 69871

**Material:** Alloyed case hardened steel

**Surface Treatment:** Blackening and Bright

**Taper tolerance:** <AT3

**Hardness:** HRC 58-62

**Carbon depth:** 0.8±0.2mm

**Surface Roughness:** Ra<0.005mm

**Balancing:** G6.3/15000; G2.5/25000

**Cooling:** AD; AD/B can be made by request.

## SK TOOLING SYSTEM

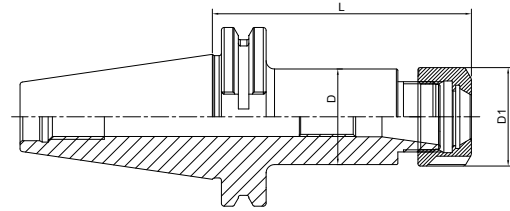
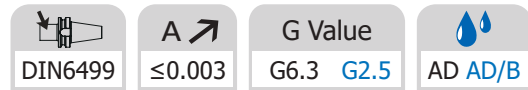
### SK 工具系统目录

ER Collet Chuck.....	B.04
ER弹簧夹头刀柄 .....	B.04
Power Milling Chuck.....	B.08
强力铣刀柄 .....	B.08
OZ Collet Chuck .....	B.10
OZ夹头刀柄 .....	B.10
SKS Collet Chuck .....	B.11
SKS高速筒夹刀柄 .....	B.11
Precision Screw Collet Chuck .....	B.12
NDC 后拉刀柄 .....	B.12
Face Mill Holder .....	B.15
面铣刀柄 .....	B.15
Combi Shell Mill Holder .....	B.17
混合插入式铣刀柄 .....	B.17
End Mill Holder .....	B.19
侧固刀柄 .....	B.19
Morse Taper Adapter.....	B.25
带扁尾莫氏刀柄 .....	B.25
Morse Taper Adapter .....	B.26
带螺纹孔莫氏刀柄 .....	B.26
Tool Holder Adatper Sleeve .....	B.27
转换刀柄 .....	B.27
Drill Chuck Adapter .....	B.30
钻接杆 .....	B.30
APU Drill Chuck Holder .....	B.31
APU 钻夹头刀柄 .....	B.31
Precision Drill Chuck Holder .....	B.32
精密钻夹头刀柄 .....	B.32
Quick Change Tapping Chuck .....	B.33
弹性快换攻丝刀柄 .....	B.33
Screw-in Milling Cutter Holder .....	B.34
SOM锁牙刀柄 .....	B.34
Runout Adjustable Flange Adapter .....	B.37
可调节精度法兰刀柄 .....	B.37
Adjustable Tool Holder .....	B.38
UM 调零刀柄 .....	B.38
Boring Bar Blank .....	B.39
基础柄 .....	B.39
Test Arbor .....	B.40
主轴检测棒 .....	B.40
Alignment Tool for ATC Arm .....	B.41
调整机械用手用组合模具 .....	B.41





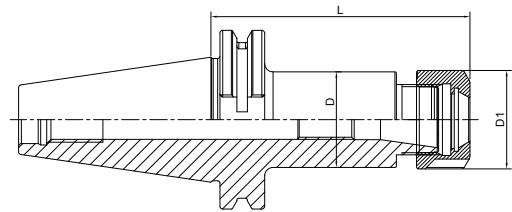
## ER Collet Chuck with UM Nut ER 弹簧夹头刀柄



Size	D	D1	L	Capacity
SK30-ER16UM-70	32	32	70	1-10
SK30-ER20UM-70	35	35	70	1-13
SK30-ER25-70	42	42	70	2-16
SK30-ER32-70	50	50	70	2-20
SK30-ER40-70	63	63	70	3-26
SK30-ER16UM-100	32	32	100	1-10
SK30-ER20UM-100	35	35	100	1-13
SK30-ER25-100	42	42	100	2-16
SK30-ER32-100	50	50	100	2-20
SK40-ER16UM-63	32	32	63	1-10
SK40-ER20UM-70	35	35	70	1-13
SK40-ER25-60	42	42	60	2-16
SK40-ER32-70	50	50	70	2-20
SK40-ER40-80	63	63	80	3-26
SK40-ER16UM-100	32	32	100	1-10
SK40-ER20UM-100	35	35	100	1-13
SK40-ER25-100	42	42	100	2-16
SK40-ER32-100	50	50	100	2-20
SK40-ER40-100	63	63	100	3-26
SK40-ER16UM-160	32	32	160	1-10
SK40-ER20UM-160	32	35	160	1-13
SK40-ER25-160	42	42	160	2-16
SK40-ER32-160	50	50	160	2-20
SK40-ER40-160	63	63	160	3-26

**ER Collet Chuck with UM Nut**  
**ER 弹簧夹头刀柄**

DIN6499	A $\leq 0.003$	G Value G6.3 G2.5	AD AD/B
---------	----------------	----------------------	---------

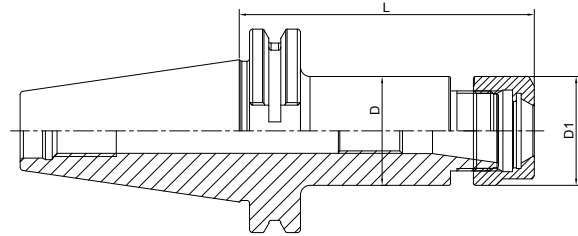
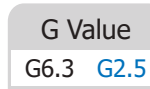


Size	D	D1	L	Capacity
SK50-ER16UM-70	32	32	70	1-10
SK50-ER20UM-70	35	35	70	1-13
SK50-ER25-60	42	42	60	2-16
SK50-ER32-70	50	50	70	2-20
SK50-ER40-70	63	63	70	3-26
SK50-ER16UM-100	32	32	100	1-10
SK50-ER20UM-100	35	35	100	1-13
SK50-ER25-100	42	42	100	2-16
SK50-ER32-100	50	50	100	2-20
SK50-ER40-100	63	63	100	3-26
SK50-ER16UM-160	32	32	160	1-10
SK50-ER20UM-160	35	35	160	1-13
SK50-ER25-160	42	42	100	2-16
SK50-ER32-160	50	50	160	2-20
SK50-ER40-160	63	63	160	3-26

DSK  
SK

## ER Collet Chuck with Hex Nut

### ER 弹簧夹头刀柄



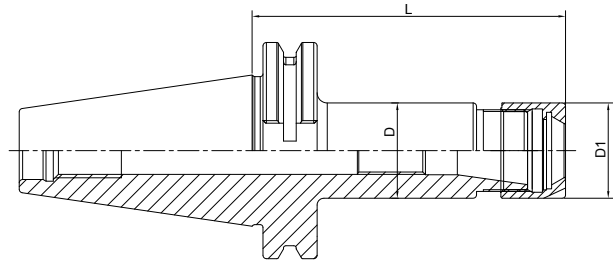
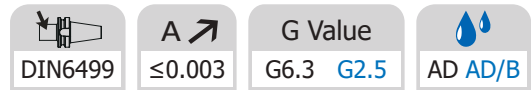
Size	D	D1	L	Capacity
SK30-ER16A-60	28	28	60	1-10
SK30-ER20A-60	34	34	60	1-13
SK40-ER16A-60	28	28	60	1-10
SK40-ER20A-70	34	34	70	1-13
SK40-ER25A-60	42	42	60	2-16
SK40-ER16A-100	28	28	100	1-10
SK40-ER20A-100	34	34	100	1-13
SK40-ER25A-100	42	42	100	2-16
SK40-ER16A-160T	28	28	160	1-10
SK40-ER20A-160	34	34	160	1-13
SK40-ER25A-160	42	42	160	2-16
SK50-ER16A-70	28	28	70	1-10
SK50-ER20A-70	34	34	70	1-13
SK50-ER16A-100	28	28	100	1-10
SK50-ER20A-100	34	34	100	1-13
SK50-ER16A-160T	28	28	160	1-10
SK50-ER20A-160	34	34	160	1-13
SK50-ER16A-200T	28	28	200	1-10
SK50-ER20A-200	34	34	200	1-13

T refers to cutter side with taper design  
 T 代表刀具端锥柄设计



## ER Collet Chuck with Mini Nut


### ER 弹簧夹头刀柄



Size	D	D1	L	Capacity
SK40-ER11M-70	16	16	70	1-7
SK40-ER16M-70	22	22	70	1-10
SK40-ER20M-70	28	28	70	1-13
SK40-ER25M-70	35	35	70	2-16
SK40-ER11M-100	16	16	100	1-7
SK40-ER16M-100	22	22	100	1-10
SK40-ER20M-100	28	28	100	1-13
SK40-ER25M-100	35	35	100	2-16
SK40-ER11M-160T	16	16	160	1-7
SK40-ER16M-160T	22	22	160	1-10
SK40-ER20M-160	28	28	160	1-13
SK40-ER25M-160	35	35	160	2-16
SK50-ER16M-70	22	22	70	1-10
SK50-ER20M-70	28	28	70	1-13
SK50-ER25M-70	35	35	70	2-16
SK50-ER16M-100	22	22	100	1-10
SK50-ER20M-100	28	28	100	1-13
SK50-ER25M-100	35	35	100	2-16
SK50-ER16M-160T	22	22	160	1-10
SK50-ER20M-160	28	28	160	1-13
SK50-ER25M-160	35	35	160	2-16

T refers to cutter side with taper design

T 代表刀具端锥柄设计

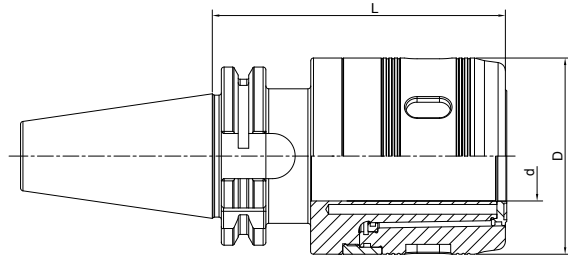


## Power Milling Chuck 强力铣刀柄

A ↗  
≤0.008

G Value  
G6.3

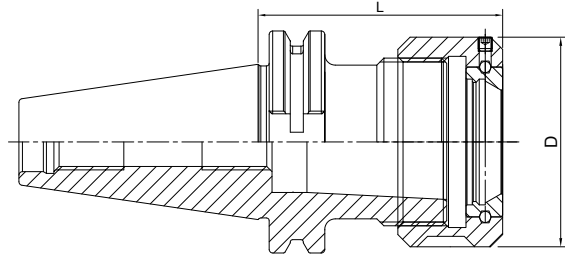
AD



Size	d	D	L	Capacity
SK30-HC20-85	20	50	85	3-16; 20
SK30-HC20-100	20	50	100	3-16; 20
SK40-HC20-85	20	50	85	3-16; 20
SK40-HC20-135	20	50	135	3-16; 20
SK40-HC25-100	25	59	100	3-20; 25
SK40-HC32-105	32	70	105	3-25; 32
SK40-HC32-135	32	70	135	3-25; 32
SK50-HC20-105	20	50	105	3-16; 20
SK50-HC20-150	20	50	150	3-16; 20
SK50-HC25-100	25	59	100	3-20; 25
SK50-HC32-110	32	70	110	3-25; 32
SK50-HC32-135	32	70	135	3-25; 32
SK50-HC42-110	42	99	110	3-32; 42

**OZ Collet Chuck**  
**OZ 夹头刀柄**

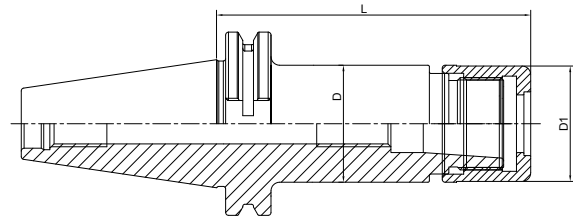
<b>DIN6391</b>	<b>A</b> $\leq 0.005$	<b>G Value</b> G6.3	<b>AD AD/B</b>
----------------	-----------------------	------------------------	----------------



Size	D	L	Capacity
SK40-OZ16-70	43	70	2-16
SK40-OZ25-70	60	70	2-25
SK40-OZ32-90	72	90	4-32
SK40-OZ16-100	43	100	2-16
SK40-OZ25-100	60	100	2-25
SK50-OZ25-70	60	70	2-25
SK50-OZ32-80	72	80	4-32
SK50-OZ25-100	60	100	2-25

## High Speed SKS Collet Chuck SKS 高速筒夹刀柄

A ↗ ≤0.003	G Value G2.5 G6.3	AD
---------------	----------------------	----



Size	D	D1	L	Capacity	M
SK40-SKS10-60	27.5	27.1	60	2-10	M21.5*1
SK40-SKS10-90	27.5	27.1	90	2-10	M21.5*1
SK40-SKS10-120	27.5	27.1	120	2-10	M21.5*1
SK40-SKS16-60	40.6	40	60	3-16	M32*1.5
SK40-SKS16-90	40.6	40	90	3-16	M32*1.5
SK40-SKS16-120	40.6	40	120	3-16	M32*1.5
SK50-SKS10-105	27.5	27.1	105	2-10	M21.5*1
SK50-SKS10-135	27.5	27.1	135	2-10	M21.5*1
SK50-SKS10-165	27.5	27.1	165	2-10	M21.5*1
SK50-SKS16-105	40.6	40	105	3-16	M32*1.5
SK50-SKS16-135	40.6	40	135	3-16	M32*1.5
SK50-SKS16-165	40.6	40	165	3-16	M32*1.5

**Pull Back Collet Chuck**  
**DC 后拉刀柄**

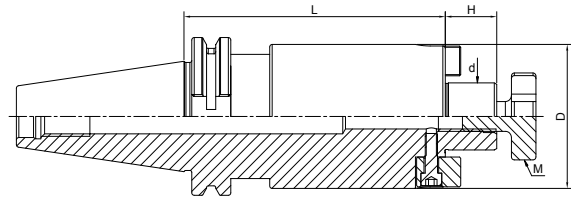
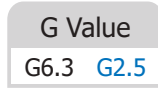
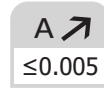
A ↗ ≤0.003	G Value G6.3	AD
---------------	-----------------	----



**DSK  
SK**

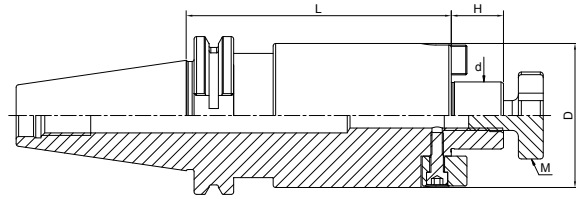
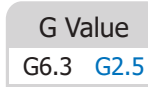
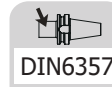
Size	D	L	Capacity
SK30-DC06-60	14	60	1-6
SK30-DC06-90	14	90	1-6
SK30-DC06-120	14	120	1-6
SK30-DC08-60	22	60	1-10
SK30-DC08-90	22	90	1-10
SK30-DC08-120	22	120	1-10
SK30-DC12-80	34	80	1-12
SK40-DC06-60	14	60	1-6
SK40-DC06-90	14	90	1-6
SK40-DC06-120	14	120	1-6
SK40-DC06-150	14	150	1-6
SK40-DC08-60	22	60	1-10
SK40-DC08-90	22	90	1-10
SK40-DC08-120	22	120	1-10
SK40-DC08-150	22	150	1-10
SK40-DC08-200	22	200	1-10
SK40-DC12-90	34	90	1-12
SK40-DC12-120	34	120	1-12
SK40-DC12-150	34	150	1-12
SK40-DC12-200	34	200	1-12
SK50-DC06-110	14	110	1-6
SK50-DC06-150	14	150	1-6
SK50-DC08-110	22	110	1-10
SK50-DC08-150	22	150	1-10
SK50-DC08-200	22	200	1-10
SK50-DC12-120	34	120	1-12
SK50-DC12-150	34	150	1-12
SK50-DC12-200	34	200	1-12



**Face Mill Holder**  
**面铣刀柄**


Size	d	D	L	H	M
SK30-FMB16-40	16	38	40	17	M8
SK30-FMB22-40	22	48	40	19	M10
SK30-FMB27-50	27	58	50	21	M12
SK30-FMB32-50	32	78	50	24	M16
SK40-FMB16-35	16	38	35	17	M8
SK40-FMB22-35	22	48	35	19	M10
SK40-FMB27-40	27	58	40	21	M12
SK40-FMB32-50	32	78	50	24	M16
SK40-FMB40-50	40	88	50	27	M20
SK40-FMB16-100	16	38	100	17	M8
SK40-FMB22-100	22	48	100	19	M10
SK40-FMB27-100	27	58	100	21	M12
SK40-FMB32-100	32	78	100	24	M16
SK40-FMB40-100	40	88	100	27	M20
SK40-FMB16-160	16	38	160	17	M8
SK40-FMB22-160	22	48	160	19	M10
SK40-FMB27-160	27	58	160	21	M12
SK40-FMB32-160	32	78	160	24	M16
SK40-FMB40-160	40	88	160	27	M20

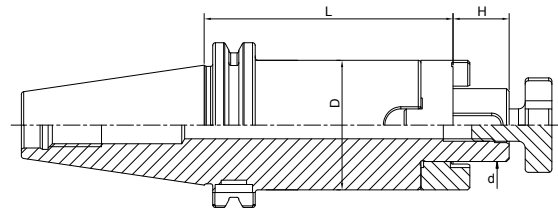
## Face Mill Holder 面铣刀柄



Size	d	D	L	H	M
SK50-FMB16-35	16	38	35	17	M8
SK50-FMB22-35	22	48	35	19	M10
SK50-FMB27-40	27	58	40	21	M12
SK50-FMB32-50	32	78	50	24	M16
SK50-FMB40-50	40	88	50	27	M20
SK50-FMB16-100	16	38	100	17	M8
SK50-FMB22-100	22	48	100	19	M10
SK50-FMB27-100	27	58	100	21	M12
SK50-FMB32-100	32	78	100	24	M16
SK50-FMB40-100	40	88	100	27	M20
SK50-FMB16-160	16	38	160	17	M8
SK50-FMB22-160	22	48	160	19	M10
SK50-FMB27-160	27	58	160	21	M12
SK50-FMB32-160	32	78	160	24	M16
SK50-FMB40-160	40	88	160	27	M20

**Combi Shell Mill Holder**  
混合插入式铣刀柄

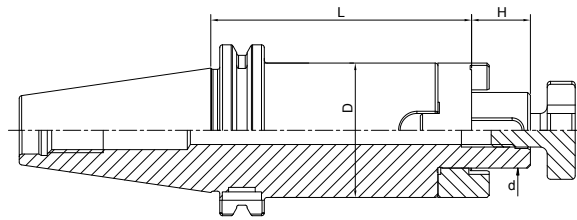
DIN6358	A $\leq 0.005$	G Value G6.3	AD AD/B
---------	----------------	--------------	---------



Size	d	D	l	L
SK30-SEMC16-50	16	32	17	50
SK30-SEMC22-50	22	40	19	50
SK30-SEMC27-55	27	48	21	55
SK30-SEMC32-60	32	58	24	60
SK40-SEMC16-55	16	32	17	55
SK40-SEMC22-55	22	40	19	55
SK40-SEMC27-55	27	48	21	55
SK40-SEMC32-60	32	58	24	60
SK40-SEMC40-60	40	70	27	60
SK40-SEMC16-100	16	32	17	100
SK40-SEMC22-100	22	40	19	100
SK40-SEMC27-100	27	48	21	100
SK40-SEMC32-100	32	58	24	100
SK40-SEMC40-100	40	70	27	100
SK40-SEMC16-160	16	32	17	160
SK40-SEMC22-160	22	40	19	160
SK40-SEMC27-160	27	48	21	160
SK40-SEMC32-160	32	58	24	160
SK40-SEMC40-160	40	70	27	160

DSK  
SK


## Combi Shell Mill Holder 混合插入式铣刀柄

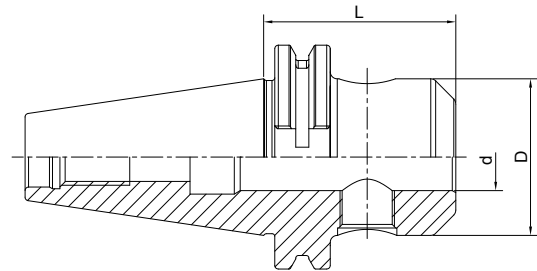


Size	d	D	l	L
SK50-SEMC16-55	16	32	17	55
SK50-SEMC22-55	22	40	19	55
SK50-SEMC27-55	27	48	21	55
SK50-SEMC32-55	32	58	24	60
SK50-SEMC40-55	40	70	27	60
SK50-SEMC16-100	16	32	17	100
SK50-SEMC22-100	22	40	19	100
SK50-SEMC27-100	27	48	21	100
SK50-SEMC32-100	32	58	24	100
SK50-SEMC40-100	40	70	27	100
SK50-SEMC16-160	16	32	17	160
SK50-SEMC22-160	22	40	19	160
SK50-SEMC27-160	27	48	21	160
SK50-SEMC32-160	32	58	24	160
SK50-SEMC40-160	40	70	27	160

**End Mill Holder Weldon**  
**侧固刀柄**



 DIN6359/1835B	 A $\nearrow$ $\leq 0.005$	 G Value G6.3 G2.5	 AD AD/B
--	---	---	--

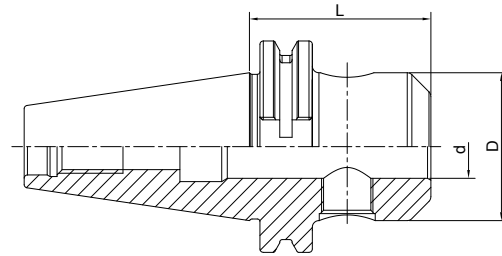


Size	d	D	L
SK30-SLA6-50	6	25	50
SK30-SLA8-50	8	28	50
SK30-SLA10-50	10	35	50
SK30-SLA12-50	12	42	50
SK30-SLA14-63	14	44	63
SK30-SLA16-63	16	48	63
SK30-SLA18-63	18	50	63
SK30-SLA20-70	20	52	70
SK40-SLA6-50	6	25	50
SK40-SLA8-50	8	28	50
SK40-SLA10-50	10	35	50
SK40-SLA12-50	12	42	50
SK40-SLA14-50	14	44	50
SK40-SLA16-63	16	48	63
SK40-SLA18-63	18	50	63
SK40-SLA20-63	20	52	63
SK40-SLA25-100	25	65	100
SK40-SLA32-100	32	72	100
SK40-SLA40-120	40	80	120
SK40-SLA6-100	6	25	100
SK40-SLA8-100	8	28	100
SK40-SLA10-100	10	35	100
SK40-SLA12-100	12	42	100
SK40-SLA14-100	14	44	100
SK40-SLA16-100	16	48	100
SK40-SLA18-100	18	50	100
SK40-SLA20-100	20	52	100

DSK  
SK

## End Mill Holder Weldon 侧固刀柄

<b>DIN6359/1835B</b>	<b>A</b> ↗ ≤0.005	<b>G Value</b> G6.3 G2.5	<b>AD AD/B</b>
----------------------	----------------------	-----------------------------	----------------

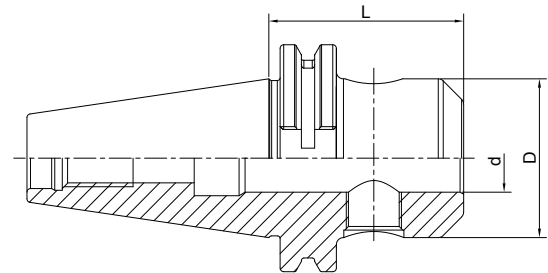


Size	d	D	L
SK40-SLA6-160	6	25	160
SK40-SLA8-160	8	28	160
SK40-SLA10-160	10	35	160
SK40-SLA12-160	12	42	160
SK40-SLA14-160	14	44	160
SK40-SLA16-160	16	48	160
SK40-SLA18-160	18	50	160
SK40-SLA20-160	20	52	160
SK40-SLA25-160	25	65	160
SK40-SLA32-160	32	72	160
SK40-SLA40-160	40	80	160
SK50-SLA6-63	6	25	63
SK50-SLA8-63	8	28	63
SK50-SLA10-63	10	35	63
SK50-SLA12-63	12	42	63
SK50-SLA14-63	14	44	63
SK50-SLA16-63	16	48	63
SK50-SLA18-63	18	50	63
SK50-SLA20-63	20	52	63
SK50-SLA25-80	25	65	80
SK50-SLA32-100	32	72	100
SK50-SLA40-100	40	80	100
SK50-SLA50-125	50	100	125

**End Mill Holder Weldon**  
**侧固刀柄**





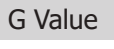
 DIN6359/1835B	<b>A</b> ↗ ≤0.005	<b>G Value</b> G6.3 G2.5	 AD AD/B
--	----------------------	-----------------------------	--

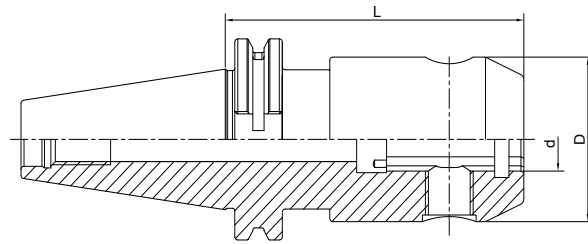


Size	d	D	L
SK50-SLA6-100	6	25	100
SK50-SLA8-100	8	28	100
SK50-SLA10-100	10	35	100
SK50-SLA12-100	12	42	100
SK50-SLA14-100	14	44	100
SK50-SLA16-100	16	48	100
SK50-SLA18-100	18	50	100
SK50-SLA20-100	20	52	100
SK50-SLA25-120	25	65	120
SK50-SLA6-160	6	25	160
SK50-SLA8-160	8	28	160
SK50-SLA10-160	10	35	160
SK50-SLA12-160	12	42	160
SK50-SLA14-160	14	44	160
SK50-SLA16-160	16	48	160
SK50-SLA18-160	18	50	160
SK50-SLA20-160	20	52	160
SK50-SLA25-160	25	65	160
SK50-SLA32-160	32	72	160
SK50-SLA40-160	40	80	160

**DSK  
SK**

**End Mill Holder with Coolant Channels**  
**侧固刀柄, 端面出水型**

 DIN6359/1835B	 A $\nearrow$ $\leq 0.005$	 G Value G6.3 G2.5	 AD AD/B
--	---	---	--

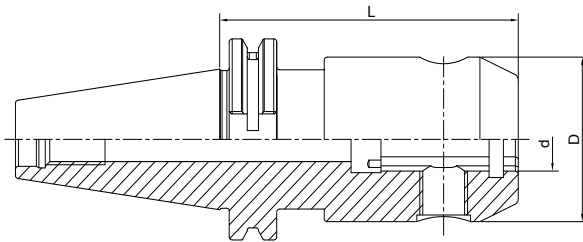


Size	d	D	L
SK40-SLA6-50K	6	25	50
SK40-SLA8-50K	8	28	50
SK40-SLA10-50K	10	35	50
SK40-SLA12-50K	12	42	50
SK40-SLA14-50K	14	44	50
SK40-SLA16-63K	16	48	63
SK40-SLA18-63K	18	50	63
SK40-SLA20-63K	20	52	63
SK40-SLA25-100K	25	65	100
SK40-SLA32-100K	32	72	100
SK40-SLA40-120K	40	80	120
SK40-SLA6-100K	6	25	100
SK40-SLA8-100K	8	28	100
SK40-SLA10-100K	10	35	100
SK40-SLA12-100K	12	42	100
SK40-SLA14-100K	14	44	100
SK40-SLA16-100K	16	48	100
SK40-SLA18-100K	18	50	100
SK40-SLA20-100K	20	52	100



**End Mill Holder with Coolant Channels**  
**侧固刀柄，端面出水型**

 DIN6359/1835B	<b>A</b> ↗ ≤0.005	<b>G Value</b> G6.3 G2.5	 AD AD/B
--	----------------------	-----------------------------	--

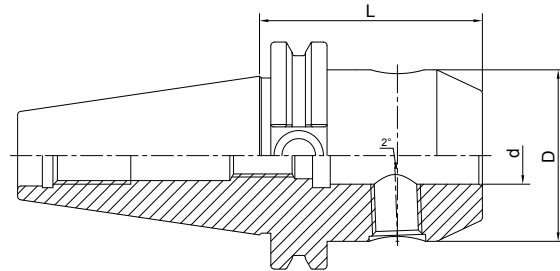


Size	d	D	L
SK50-SLA6-63K	6	25	63
SK50-SLA8-63K	8	28	63
SK50-SLA10-63K	10	35	63
SK50-SLA12-63K	12	42	63
SK50-SLA16-63K	16	48	63
SK50-SLA18-63K	18	50	63
SK50-SLA20-63K	20	52	63
SK50-SLA25-80K	25	65	80
SK50-SLA32-100K	32	72	100
SK50-SLA40-100K	40	90	100
SK50-SLA6-100K	6	25	100
SK50-SLA8-100K	8	28	100
SK50-SLA10-100K	10	35	100
SK50-SLA12-100K	12	42	100
SK50-SLA14-100K	14	44	100
SK50-SLA16-100K	16	48	100
SK50-SLA18-100K	18	50	100
SK50-SLA20-100K	20	52	100
SK50-SLA25-120K	25	65	120

**DSK  
SK**

## End Mill Holder Whistle Notch 侧固式铣刀柄，斜 2 度

DIN6359/1835B	A $\nearrow$ $\leq 0.005$	G Value G6.3 G2.5	AD AD/B
---------------	------------------------------	----------------------	---------

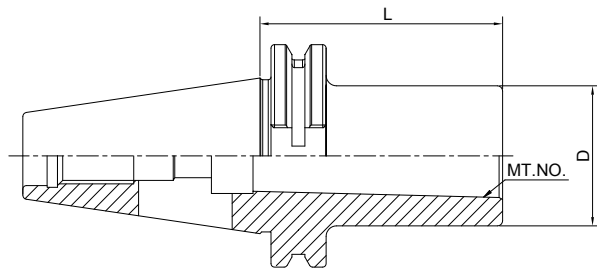


Size	d	D	L
SK40-SLB6-50	6	25	50
SK40-SLB8-50	8	28	50
SK40-SLB10-50	10	35	50
SK40-SLB12-50	12	42	50
SK40-SLB14-50	14	44	50
SK40-SLB16-63	16	48	63
SK40-SLB18-63	18	50	63
SK40-SLB20-63	20	52	63
SK40-SLB25-100	25	65	100
SK40-SLB32-100	32	72	100
SK40-SLB40-120	40	80	120
SK50-SLB6-63	6	25	63
SK50-SLB8-63	8	28	63
SK50-SLB10-63	10	35	63
SK50-SLB12-63	12	42	63
SK50-SLB14-63	14	44	63
SK50-SLB16-63	16	48	63
SK50-SLB18-63	18	50	63
SK50-SLB20-63	20	52	63
SK50-SLB25-80	25	65	80
SK50-SLB32-100	32	72	100
SK50-SLB40-100	40	80	100
SK50-SLB50-125	50	100	125

**Morse Taper Adapter with Tang**  
**带扁尾莫氏刀柄**



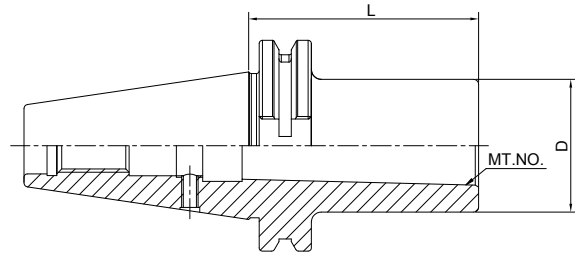

DIN6383	A $\leq 0.005$	G Value G6.3	AD
---------	----------------	--------------	----



Size	MT. NO.	D	L
SK30-MTA1-50	1	25	50
SK30-MTA2-65	2	32	50
SK30-MTA3-80	3	40	75
SK40-MTA1-50	1	25	50
SK40-MTA2-50	2	32	50
SK40-MTA3-70	3	40	70
SK40-MTA4-95	4	48	95
SK50-MTA1-45	1	25	45
SK50-MTA2-60	2	32	60
SK50-MTA3-65	3	40	65
SK50-MTA4-95	4	48	95
SK50-MTA5-105	5	63	105

## Morse Taper Adapter with Drawbar

### 带螺纹孔莫氏刀柄

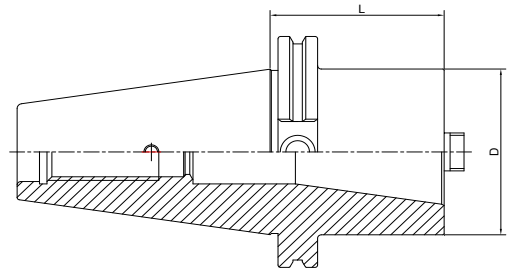


Size	MT. NO.	D	L	M
SK40-MTB1-50	1	25	50	M6
SK40-MTB2-50	2	32	50	M10
SK40-MTB3-70	3	40	70	M12
SK40-MTB4-95	4	48	95	M16
SK50-MTB1-45	1	25	45	M6
SK50-MTB2-60	2	32	60	M10
SK50-MTB3-65	3	40	65	M12
SK50-MTB4-70	4	48	70	M16
SK50-MTB5-100	5	63	100	M20

**Tool Holder Adatper Sleeve**  
**转换刀柄**



A ↗ ≤0.005	G Value G6.3	💧 A
---------------	-----------------	--------

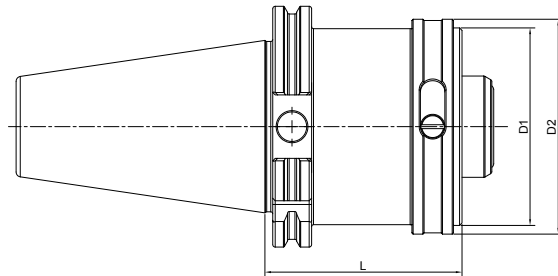


Size	L	D
SK40-SK30-50	50	51
SK40-SK40-100	100	63
SK50-SK40-70	70	63
SK50-SK50-120	120	97

**Tool Holder Adatper Sleeve**  
**转换刀柄**



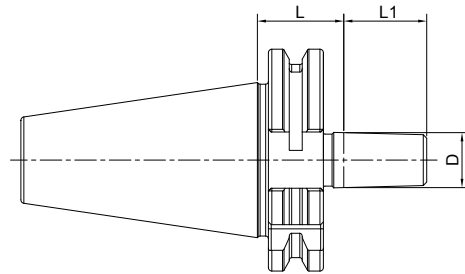
A ↗ ≤0.005	G Value G6.3	 A
---------------	-----------------	-------



Size	D1	D2	L
SK30-HSK32-40	32	37	40
SK30-HSK40-60	40	45	60
SK40-HSK32-40	32	37	40
SK40-HSK40-40	40	45	40
SK40-HSK50-60	50	55	60
SK40-HSK63-75	63	70	75
SK50-HSK32-40	32	37	40
SK50-HSK40-40	40	45	40
SK50-HSK50-40	50	55	40
SK50-HSK63-40	63	70	40
SK50-HSK80-80	80	87	80
SK50-HSK100-95	100	110	95

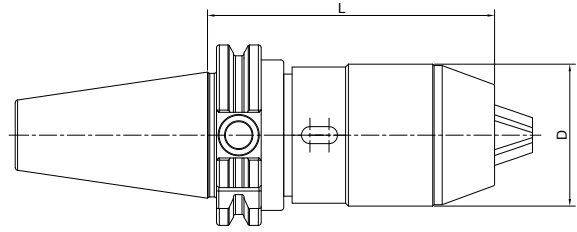
## Drill Chuck Adapter 钻接杆

DIN238	A $\nearrow$ $\leq 0.005$	G Value G6.3	A
--------	------------------------------	-----------------	---



Size	D	l	L
SK30-B12	B12	18.5	25
SK30-B16	B16	24	25
SK40-B12	B12	18.5	25
SK40-B16	B16	24	25
SK40-B18	B18	32	25
SK50-B12	B12	18.5	25
SK50-B16	B16	24	25
SK50-B18	B18	32	25

**APU Drill Chuck Holder**  
**APU 钻夹头刀柄**



Size	D	L	I	Capacity
SK30-APU8-80	38	80	85	1-8
SK30-APU13-120	48	120	130	1-13
SK30-APU16-130	53	130	140.6	3-16
SK40-APU8-75	38	75	80	1-8
SK40-APU13-100	48	100	110	1-13
SK40-APU16-110	53	110	120.6	3-16
SK50-APU8-75	38	75	80	1-8
SK50-APU13-100	48	100	110	1-13
SK50-APU16-105	53	105	115.6	3-16



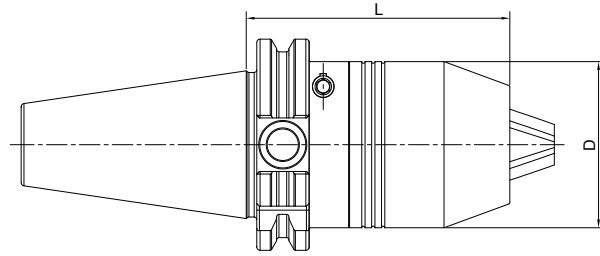
## Precision Drill Chuck Holder

### 精密钻夹头刀柄

A ↗  
≤0.03

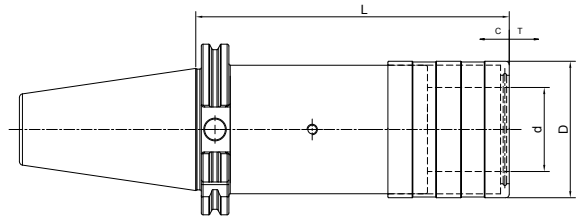
G Value  
G6.3

AD



Size	D	L	Capacity
SK30-CPU10-80	38	80	0.5-10
SK40-CPU10-80	38	80	0.5-10
SK40-CPU13-90	50	90	1-13
SK40-CPU16-90	50	90	1-16
SK50-CPU13-100	50	100	1-13
SK50-CPU16-100	50	100	1-16

**Quick Change Tapping Chuck with Length Compensation**  
**弹性快换攻丝刀柄**

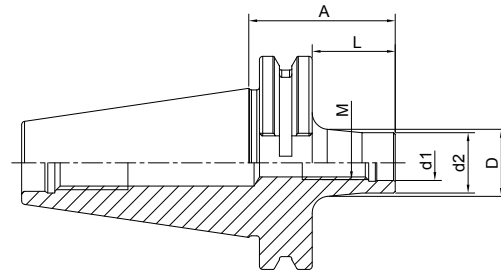


Size	Collet Size	D	d	L	T	C
SK30-TC312-65	1	36	19	65	7.5	7.5
SK30-TC820-99	2	54	31	99	12.5	12.5
SK40-TC312-59	1	36	19	59	7.5	7.5
SK40-TC820-97	2	54	31	97	12.5	12.5
SK40-TC1433-156	3	78	48	156	22	22
SK50-TC312-63	1	36	19	63	7.5	7.5
SK50-TC820-97	2	54	31	97	12.5	12.5
SK50-TC1433-140	3	78	48	140	22	22

## Screw-in Milling Cutter Holder

### 锁牙刀柄, 锥柄型

A ↗ ≤0.005	G Value G6.3	AD AD/B
---------------	-----------------	---------

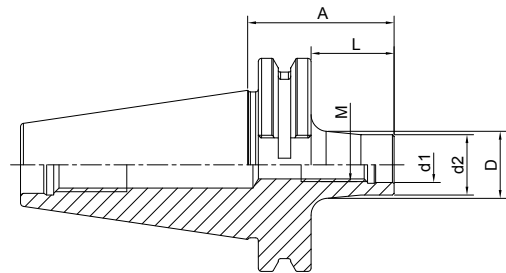


Size	M	d1	d2	A	L	D
SK40-SOM08-44 L=25	8	8.5	14.5	44	25	15
SK40-SOM08-69 L=50	8	8.5	14.5	69	50	23
SK40-SOM08-94 L=75	8	8.5	14.5	94	75	23
SK40-SOM08-119 L=100	8	8.5	14.5	119	100	25
SK40-SOM10-24 L=5	10	10.5	18	24	5	18
SK40-SOM10-44 L=25	10	10.5	18	44	25	20
SK40-SOM10-69 L=50	10	10.5	18	69	50	23
SK40-SOM10-94 L=75	10	10.5	18	94	75	28
SK40-SOM10-119 L=100	10	10.5	18	119	100	32
SK40-SOM10-169 L=150	10	10.5	18	169	150	36.5
SK40-SOM12-24 L=5	12	12.5	21	24	5	21
SK40-SOM12-44 L=25	12	12.5	21	44	25	24
SK40-SOM12-69 L=50	12	12.5	21	69	50	24
SK40-SOM12-94 L=75	12	12.5	21	94	75	31
SK40-SOM12-119 L=100	12	12.5	21	119	100	33
SK40-SOM12-144 L=125	12	12.5	21	144	125	36
SK40-SOM12-169 L=150	12	12.5	21	169	150	40
SK40-SOM16-24 L=5	16	17	29	24	5	29
SK40-SOM16-44 L=25	16	17	29	44	25	29
SK40-SOM16-69 L=50	16	17	29	69	50	34
SK40-SOM16-94 L=75	16	17	29	94	75	34
SK40-SOM16-119 L=100	16	17	29	119	100	36
SK40-SOM16-144 L=125	16	17	29	144	125	40
SK40-SOM16-169 L=150	16	17	29	169	150	42.5

**Screw-in Milling Cutter Holder**  
**锁牙刀柄，锥柄型**



A ↗ ≤0.005	G Value G6.3	AD AD/B
---------------	-----------------	---------

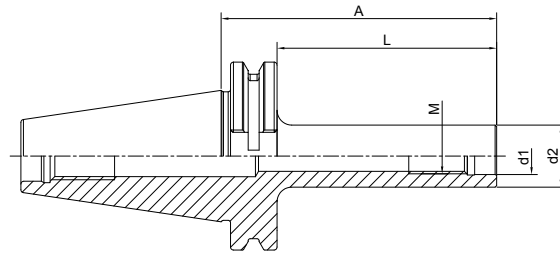


Size	M	d1	d2	A	L	D
SK50-SOM08-69 L=50	8	8.5	14.5	69	50	23
SK50-SOM08-119 L=100	8	8.5	14.5	119	100	25
SK50-SOM08-169 L=150	8	8.5	14.5	169	150	30
SK50-SOM10-69 L=50	10	10.5	18	69	50	23
SK50-SOM10-119 L=100	10	10.5	18	119	100	32
SK50-SOM10-169 L=150	10	10.5	18	169	150	36.5
SK50-SOM12-69 L=50	12	12.5	21	69	50	24
SK50-SOM12-119 L=100	12	12.5	21	119	100	33
SK50-SOM12-169 L=150	12	12.5	21	169	150	40
SK50-SOM16-69 L=50	16	17	29	69	50	34
SK50-SOM16-119 L=100	16	17	29	119	100	36
SK50-SOM16-169 L=150	16	17	29	169	150	42.5

## Screw-in Milling Cutter Holder

### 锁牙刀柄, 直柄型

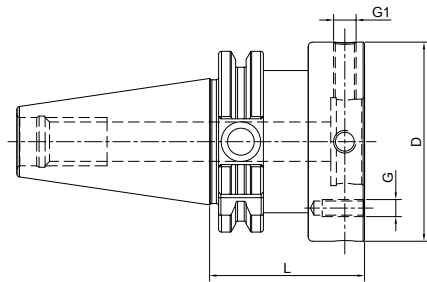
A ↗ ≤0.005	G Value G6.3	AD AD/B
---------------	-----------------	---------



Size	M	d1	d2	A	L
SK40-M10-119 L=100	10	10.5	18	119	100
SK40-M10-169 L=150	10	10.5	18	169	150
SK40-M12-119 L=100	12	12.5	21	119	100
SK40-M12-144 L=125	12	12.5	21	144	125
SK40-M12-169 L=150	12	12.5	21	169	150
SK40-M16-119 L=100	16	17	29	119	100
SK40-M16-144 L=125	16	17	29	144	125
SK40-M16-169 L=150	16	17	29	169	150
SK50-M10-119 L=100	10	10.5	18	119	100
SK50-M10-169 L=150	10	10.5	18	169	150
SK50-M12-119 L=100	12	12.5	21	119	100
SK50-M12-169 L=150	12	12.5	21	169	150
SK50-M16-119 L=100	16	17	29	119	100
SK50-M16-169 L=150	16	17	29	169	150

## Runout Adjustable Flange Adapter 可调节精度法兰刀柄

A ↗ ≤0.002	G Value G6.3 G2.5	AD
---------------	----------------------	----



Size	SK	D	L	G	G1
SK30-MOD060-050	30	60	50	M5	M8x1
SK30-MOD070-050	30	70	50	M6	M8x1
SK40-MOD060-050	40	60	50	M5	M8x1
SK40-MOD070-050	40	70	50	M6	M8x1
SK40-MOD080-055	40	80	55	M6	M8x1
SK40-MOD100-060	40	100	60	M8	M10x1
SK50-MOD060-050	50	60	50	M5	M8x1
SK50-MOD070-050	50	70	50	M6	M8x1
SK50-MOD080-050	50	80	50	M6	M8x1
SK50-MOD100-060	50	100	60	M8	M10x1
SK50-MOD117-060	50	117	60	M8	M10x1
SK50-MOD140-060	50	140	60	M10	M10x1

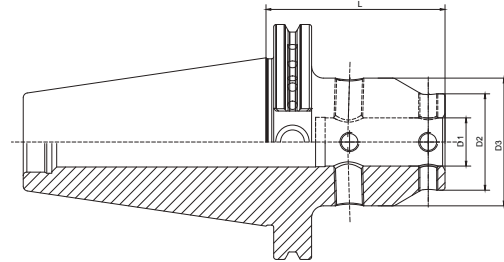
## UM Adjustable Tool Holder

### UM 调零刀柄

A ↗  
≤0.003

G Value  
G6.3 G2.5

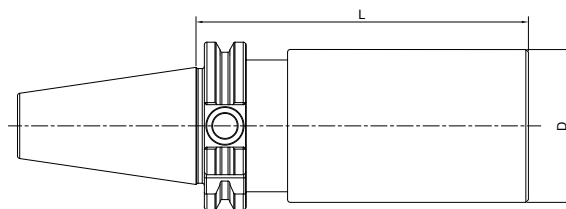
AD AD/B



Size	D1	D2	D3	L
SK40-UM12-65	12	28	44.5	65
SK40-UM16-65	16	32	48	65
SK40-UM20-85	20	40	53	85
SK40-UM25-100	25	48	63	100
SK40-UM32-105	32	52	63	105
SK50-UM12-65	12	28	44.5	65
SK50-UM16-65	16	32	48	65
SK50-UM20-75	20	40	53	75
SK50-UM25-85	25	48	63	85
SK50-UM32-90	32	52	63	90

## Boring Bar Blank

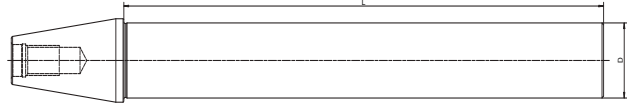

### 基础柄



Size	D	L
SK30-45-200	45	200
SK40-50-200	50	200
SK40-50-250	50	250
SK40-63-250	63	250
SK50-97-160	97	160
SK50-97-250	97	250

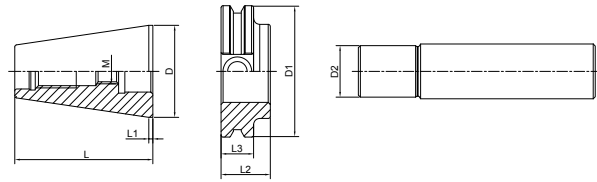
Other sizes can be made by request.



**Test Arbor**  
**主轴检测棒**


Size	D	L
SK30-32-250	32	250
SK40-40-300	40	300
SK50-50-300	50	300

## Alignment Tool for ATC Arm 调整机械手用组合模具



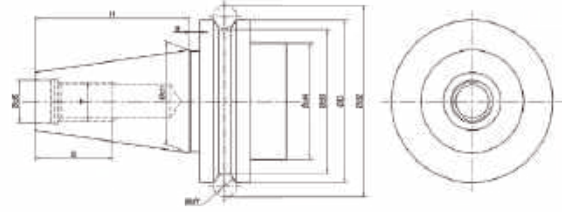
Size	D	D1	D2	L	L1	L2	L3	M
SK30-ATC-18D	31.75	50	18	51	3.2	20	15.9	M12
SK40-ATC-20D	44.45	63.55	20	71.6	3.2	25	15.9	M12
SK50-ATC-28D	69.85	97.5	28	104.95	3.2	35	15.9	M16

### Usage:

- 1) Put the Taper to the machine Spindle
- 2) Install flange to the ATC arm
- 3) Insert Pin into the flange
- 4) Adjust ATC arm and make sure the pin front part into the flange completely.

# ISO TOOL HOLDERS

## ISO Taper Standard ISO 锥柄标准



Size	D	d1	d2	d3	d4	d5	d7	l1	l2
ISO30	50	31.75	59.3	44.3	45	13	7	47.8	24
ISO40	63.55	44.45	72.3	56.25	50	17	7	68.4	32

**Material:** Alloyed case hardened steel  
**Surface Treatment:** Blackening and Bright  
**Taper tolerance:** <AT3  
**Hardness:** HRC 58-62  
**Carbon depth:** 0.8±0.2mm  
**Surface Roughness:** Ra<0.005mm  
**Balancing:** G2.5/25000  
**Cooling:** AD

# ISO TOOLING SYSTEM

## ISO 工具系统

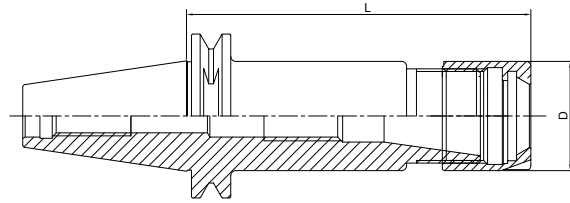
ER Collet Chuck.....	B.46
ER弹簧夹头刀柄.....	B.46
ER Collet Chuck .....	B.47
ER弹簧夹头刀柄.....	B.47
ER Collet Chuck.....	B.48
ER弹簧夹头刀柄 .....	B.48

ISO




## ER Collet Chuck without Drive Slots

### ER 弹簧夹头刀柄



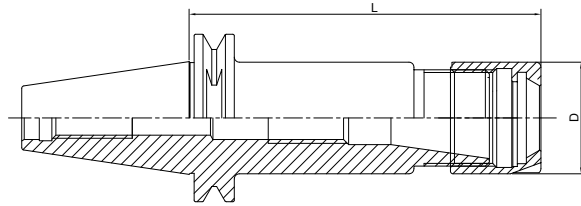
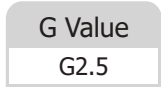
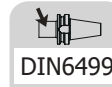
Size	D	L	Capacity	M
ISO10-ER11A-25	19	25	1-7	M14*0.75
ISO20-ER16A-35	28	35	1-10	M22*1.5
ISO20-ER20A-35	34	35	1-13	M25*1.5
ISO25-ER16A-35	28	35	1-10	M22*1.5
ISO25-ER20A-35	34	35	1-13	M25*1.5
ISO30-ER16A-50	28	50	1-10	M22*1.5
ISO30-ER20A-50	34	50	1-13	M25*1.5

ISO10 is with pull stud  
 ISO10 刀柄拉钉一体



## ER Collet Chuck without Drive Slots

### ER 弹簧夹头刀柄



Size	D	L	Capacity	M
ISO25-ER25-35	42	35	2-16	M32*1.5
ISO30-ER25-50	42	50	2-16	M32*1.5
ISO30-ER32-50	50	50	2-20	M40*1.5
ISO30-ER40-60	63	60	3-26	M50*1.5



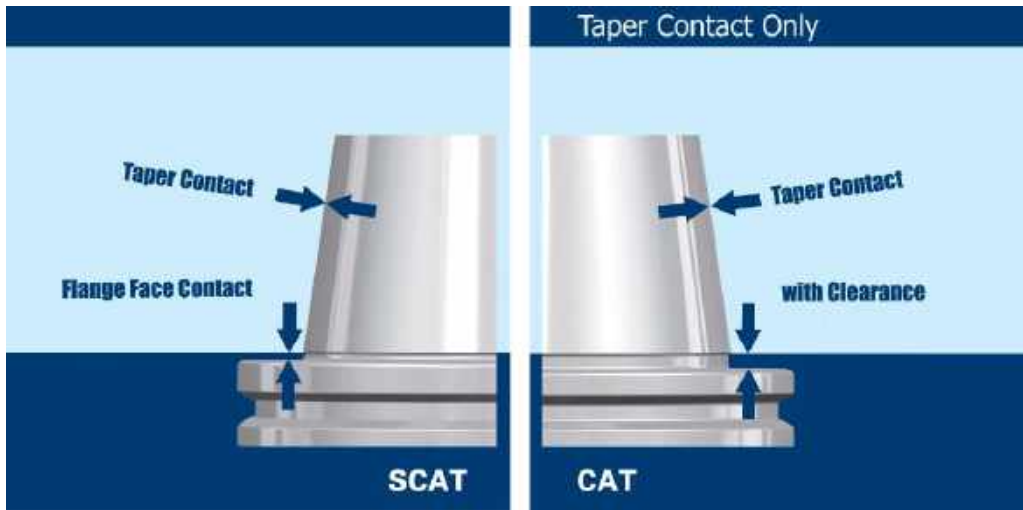
**TOOL HOLDERS**

---

**SCAT**  
**CAT**



## SCAT DualDrive (Double Contact) Tool Holders



Taper and Flange Face Dual Contact System Advantages:

- \* Improve tool holder stability when high speed working.
- \* Improve workpiece surface finish.
- \* Improve working dimension accuracy.
- \* Improve ATC repeatability.
- \* Improve the roundness when boring operation.
- \* Extend cutting tool life.

ORDER SPECIFICATION:

PLEASE CHANGE CAT SIZES TO SCAT ACCORDINGLY.

PLEASE ORDER SCAT SPINDLE MACHINING CENTERS FOR BETTER PERFORMANCE.

## SCAT 双接触刀柄



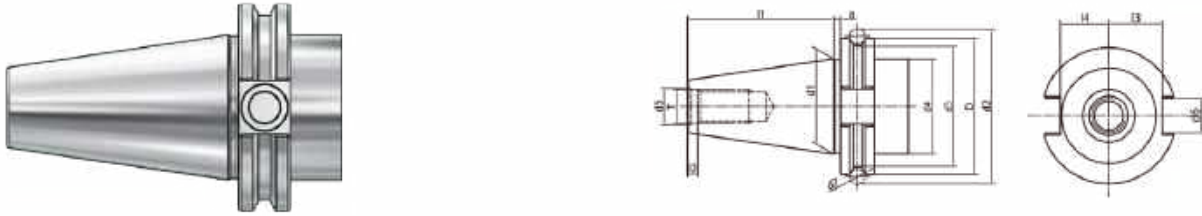
使用 SCAT 双接触刀柄优势：

- \* 高速加工时提高刀柄稳定性；
- \* 提高工件表面光洁度；
- \* 提高加工精度；
- \* 提高 ATC 的重复精度；
- \* 提高镗孔加工圆度；
- \* 增加刀具使用寿命。

订购说明：

请把 CAT 刀柄型号里的 CAT 改为 SCAT 即可；  
为了更好的使用效果，请订购带 SCAT 主轴的加工中心。

## CAT Taper Standard CAT 锥柄标准



Size	D	d1	d2	d3	d4	d5	d6	d7	l1	l2	l3	l4	l5	T
CAT30	1.812	1.25	2.176	1.531	1.25	0.516	0.645	0.2813	1.875	0.188	0.735	0.64	0.44	1/2-13
CAT40	2.500	1.75	2.863	2.219	1.75	0.641	0.645	0.2813	2.687	0.188	0.985	0.89	0.44	5/8-11
CAT50	3.875	2.75	4.238	3.594	2.75	1.020	1.020	0.2813	4.000	0.250	1.485	1.39	0.44	1-8

**Taper standard:** ANSI B5.50

**Material:** Alloyed case hardened steel

**Surface Treatment:** Blackening and Bright

**Taper tolerance:** <AT3

**Hardness:** HRC 58-62

**Carbon depth:** 0.8±0.2mm

**Surface Roughness:** Ra<0.005mm

**Balancing:** G6.3/15000; G2.5/25000

**Cooling:** AD; AD/B can be made by request.

## CAT TOOLING SYSTEM

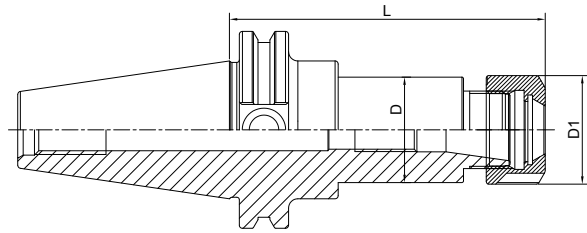
### CAT 工具系统

ER Collet Chuck .....	C.06
ER弹簧夹头刀柄 .....	C.06
Power Milling Chuck.....	C.08
强力铣刀柄 .....	C.08
OZ Collet Chuck .....	C.10
OZ夹头刀柄.....	C.10
SKS Collet Chuck .....	C.11
SKS 高速筒夹刀柄.....	C.11
TG Collet Chuck.....	C.12
TG 超强力刀柄 .....	C.12
Precision Screw Collet Chuck .....	C.13
NDC 后拉刀柄 .....	C.13
Face Mill Holder .....	C.14
面铣刀柄.....	C.14
Side Cutter Arbor.....	C.15
侧铣刀柄 .....	C.15
End Mill Holder.....	C.17
侧固刀柄.....	C.17
Morse Taper Adapter .....	C.19
带扁尾莫氏刀柄.....	C.19
Tool Holder Adatper Sleeve .....	C.20
转换刀柄 .....	C.20
Drill Chuck Adapter .....	C.23
钻接杆 .....	C.23
APU Drill Chuck Holder .....	C.24
APU钻夹头刀柄.....	C.24
Precision Drill Chuck Holder .....	C.25
精密钻夹头刀柄 .....	C.25
Quick Change Tapping Chuck .....	C.26
弹性快换攻丝刀柄 .....	C.26
Screw-in Milling Cutter Holder.....	C.27
SOM 锁牙刀柄 .....	C.27
Boring Bar Blank .....	C.31
基础柄 .....	C.31
Runout Adjustable Flange Adapter.....	C.32
可调节精度法兰刀柄 .....	C.32
UM Adjustable .....	C.33
UM调零刀柄 .....	C.33
Test Arbor .....	C.34
主轴检测棒 .....	C.34
Alignment Tool for ATC Arm .....	C.35
调整机械用手用组合模具 .....	C.35



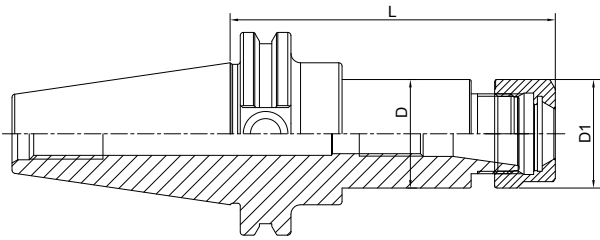
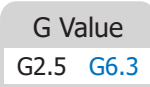
SCAT  
CAT

## ER Collet Chuck with UM Nut ER 弹簧夹头刀柄



Size	D	D1	L	Capacity
CAT40-ER16UM-2.5"	28	32	2.5"	1-10
CAT40-ER20UM-2.5"	34	35	2.5"	1-13
CAT40-ER25-2.5"	42	42	2.5"	2-16
CAT40-ER32-3"	44.45	50	3"	2-20
CAT40-ER40-3"	50	63	3"	3-26
CAT40-ER16UM-4"	28	32	4"	1-10
CAT40-ER20UM-4"	34	35	4"	1-13
CAT40-ER25-4"	42	42	4"	2-16
CAT40-ER32-4"	44.45	50	5"	2-20
CAT40-ER40-4"	50	63	5"	3-26
CAT40-ER16UM-6"	28	32	6"	1-10
CAT40-ER20UM-6"	34	35	6"	1-13
CAT40-ER25-6"	42	42	6"	2-16
CAT50-ER20UM-2.5"	34	35	2.5"	1-13
CAT50-ER25-2.5"	42	42	2.5"	2-16
CAT50-ER16UM-4"	28	32	4"	1-10
CAT50-ER20-4"	34	35	4"	1-13
CAT50-ER25-4"	42	42	4"	2-16
CAT50-ER32-4"	50	50	4"	2-20
CAT50-ER40-4"	63	63	4"	3-26
CAT50-ER16UM-6"	28	32	6"	1-10
CAT50-ER20UM-6"	34	35	6"	1-13
CAT50-ER25-6"	42	42	6"	2-16
CAT50-ER32-6"	50	50	6"	2-20
CAT50-ER40-6"	63	63	6"	3-26
CAT50-ER25-8"	42	42	8"	2-16
CAT50-ER32-8"	50	50	8"	2-20
CAT50-ER40-8"	63	63	8"	3-26

**ER Collet Chuck with Hex Nut**  
**ER 弹簧夹头刀柄**



**SCAT  
CAT**

Size	D	D1	L	Capacity
CAT40-ER11A-2.5"	19	19	2.5"	1-7
CAT40-ER16A-2.5	28	28	2.5"	1-10
CAT40-ER20A-2.5	34	34	2.5"	1-13
CAT40-ER11A-4"	19	19	4"	1-7
CAT40-ER16A-4"	28	28	4"	1-10
CAT40-ER20A-4"	34	34	4"	1-13
CAT40-ER11A-6"	19	19	6"	1-7
CAT40-ER16A-6"	28	28	6"	1-10
CAT40-ER20A-6"	34	34	6"	1-13
CAT50-ER16A-4"	28	28	4"	1-10
CAT50-ER20A-4"	34	34	4"	1-13
CAT50-ER16A-6"	28	28	6"	1-10
CAT50-ER20A-6"	34	34	6"	1-13

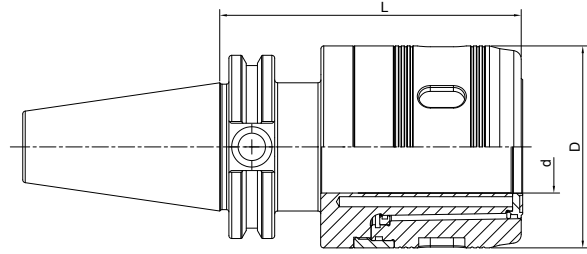


## Power Milling Chuck 强力铣刀柄

A ↗  
≤0.008

G Value  
G6.3

AD



Size	d	D	L	Collet
CAT40-HC3/4"-4"	3/4"	50	4"	C3/4"
CAT40-HC1"-4"	1"	59	4"	C1"
CAT40-HC1-1/4"-4"	1.25"	70	4"	C1-1/4"
CAT50-HC3/4"-4'	3/4"	50	4"	C3/4"
CAT50-HC1"-4"	1"	59	4"	C1"
CAT50-HC1-1/4"-4"	1.25"	70	4"	C1-1/4"

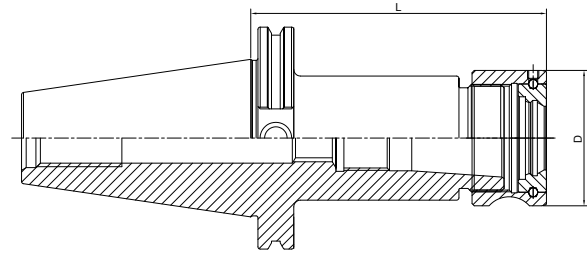
## TG Collet Chuck

### TG 超強力刀柄

A ↗  
≤0.005

G Value  
G6.3

AD



Size	D	L	Collet	Capacity
CAT40-TG75-2.75"	1.968"	2.75"	TG 75	0.094 - 0.75"
CAT40-TG100-3"	2.362"	3"	TG 100	0.094 - 1.0"
CAT40-TG100-4"	2.362"	4"	TG 100	0.094 - 1.0"
CAT40-TG100-6"	2.362"	6"	TG 100	0.094 - 1.0"
CAT50-TG100-3"	2.362"	3"	TG 100	0.094 - 1.0"
CAT50-TG100-4"	2.362"	4"	TG 100	0.094 - 1.0"
CAT50-TG100-6"	2.362"	6"	TG 100	0.094 - 1.0"
CAT50-TG100-8"	2.362"	8"	TG 100	0.094 - 1.0"

SCAT  
CAT



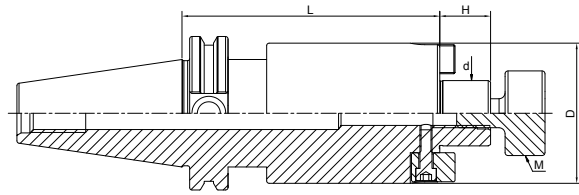


## Face Mill Holder Inch 英制面铣刀柄


A ↗  
≤0.005

G Value  
G2.5 G6.3

AD AD/B



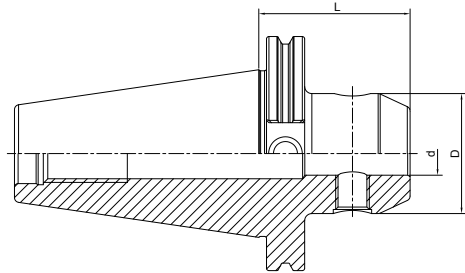
Size	d	D	L	H	M
CAT40-FMA1/2"-1.75"	1/2"	36.576	1.75"	13.97	1/4-28
CAT40-FMA3/4"-1.75"	3/4"	42.926	1.75"	17.45	3/8-24
CAT40-FMA1"-2"	1"	55.626	2"	17.45	1/2-20
CAT40-FMA1-1/4"-2"	1-1/4"	69.85	2"	17.45	5/8-18
CAT40-FMA1-1/2"-2"	1-1/2"	78	2"	23.83	3/4-16
CAT40-FMA3/4"-4"	3/4"	42.926	4"	17.45	3/8-24
CAT40-FMA1"-4"	1"	55.626	4"	17.45	1/2-20
CAT40-FMA1-1/4"-4"	1-1/4"	69.85	4"	17.45	5/8-18
CAT40-FMA1-1/2"-4"	1-1/2"	78	4"	23.83	3/4-16
CAT50-FMA3/4"-1.75"	3/4"	42.926	1.75"	17.45	3/8-24
CAT50-FMA1"-1.75"	1"	55.626	1.75"	17.45	1/2-20
CAT50-FMA1-1/4"-1.75"	1-1/4"	69.85	1.75"	17.45	5/8-18
CAT50-FMA1-1/2"-2"	1-1/2"	78	2"	23.83	3/4-16
CAT50-FMA2"-2"	2"	98	2"	23.83	1-14
CAT50-FMA3/4"-4"	3/4"	42.926	4"	17.45	3/8-24
CAT50-FMA1"-4"	1"	55.626	4"	17.45	1/2-20
CAT50-FMA1-1/4"-4"	1-1/4"	69.85	4"	17.45	5/8-18
CAT50-FMA1-1/2"-4"	1-1/2"	78	4"	23.83	3/4-16
CAT50-FMA2"-4"	2"	98	4"	23.83	1-14
CAT50-FMA3/4"-6"	3/4"	42.926	6"	17.45	3/8-24
CAT50-FMA1"-6"	1"	55.626	6"	17.45	1/2-20
CAT50-FMA1-1/4"-6"	1-1/4"	69.85	6"	17.45	5/8-18
CAT50-FMA1-1/2"-6"	1-1/2"	78	6"	23.83	3/4-16
CAT50-FMA2"-6"	2"	98	6"	23.83	1-14
CAT50-FMA3/4"-8"	3/4"	42.926	8"	17.45	3/8-24
CAT50-FMA1"-8"	1"	55.626	8"	17.45	1/2-20
CAT50-FMA1-1/4"-8"	1-1/4"	69.85	8"	17.45	5/8-18
CAT50-FMA1-1/2"-8"	1-1/2"	78	8"	23.83	3/4-16



**End Mill Holder Weldon**  
**侧固刀柄**



DIN6359/1835B	A ↗ ≤0.005	G Value G6.3 G2.5	AD AD/B
---------------	------------	-------------------	---------

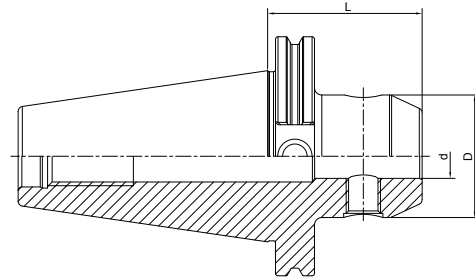


Size	d	D	L
CAT40-SLA1/4"-1.38	1/4"	19.81	1.38"
CAT40-SLA5/16"-1.38"	5/16"	22.225	1.38"
CAT40-SLA3/8"-1.38"	3/8"	25.4	1.38"
CAT40-SLA1/2"-1.75"	1/2"	31.75	1.75"
CAT40-SLA5/8"-1.75"	5/8"	38.1	1.75"
CAT40-SLA3/4"-1.75"	3/4"	44.45	1.75"
CAT40-SLA1"-1.75"	1"	50.8	1.75"
CAT40-SLA1-1/4"-1.75"	1-1/4"	63.5	1.75"
CAT40-SLA1/4"-2"	1/4"	19.81	2"
CAT40-SLA3/8"-2.5"	3/8"	25.4	2.5"
CAT40-SLA7/16"-2.5"	7/16"	28.575	2.5"
CAT40-SLA5/8"-3"	5/8"	38.1	3"
CAT40-SLA1/2"-3"	1/2"	31.75	3"
CAT40-SLA3/4"-3"	3/4"	44.45	3"
CAT40-SLA7/8"-3.5"	7/8"	47.625	3.5"
CAT40-SLA1"-2"	1"	50.8	2"
CAT40-SLA1-1/4"-2"	1-1/4"	63.5	2"
CAT40-SLA1-1/2"-4.5"	1-1/2"	63.5	4.5"
CAT40-SLA1/4"-4"	1/4"	19.81	4"
CAT40-SLA5/16"-4"	5/16"	22.225	4"
CAT40-SLA3/8"-4"	3/8"	25.4	4"
CAT40-SLA1/2"-4"	1/2"	31.75	4"
CAT40-SLA1"-4"	1"	50.8	4"
CAT40-SLA1-1/4"-4"	1-1/4"	63.5	4"
CAT40-SLA1/4"-6"	1/4"	19.81	6"
CAT40-SLA1/2"-6"	1/2"	31.75	6"
CAT40-SLA5/8"-5"	5/8"	38.1	5"
CAT40-SLA3/4"-5.5"	3/4"	44.45	5.5"
CAT40-SLA1"-6"	1"	50.8	6"
CAT40-SLA1-1/4"-6"	1-1/4"	63.5	6"
CAT40-SLA1-1/2"-6.62"	1-1/2"	63.5	6.62"

SCAT  
CAT


## End Mill Holder Weldon 侧固刀柄

DIN6359/1835B	A ↗ ≤0.005	G Value G6.3 G2.5	AD AD/B
---------------	------------	-------------------	---------



Size	d	D	L
CAT50-SLA1/4"-1.38"	1/4"	19.81	1.38"
CAT50-SLA3/8"-1.38"	3/8"	25.4	1.38"
CAT50-SLA7/16"-1.75"	7/16"	28.575	1.75"
CAT50-SLA1/2"-1.75"	1/2"	31.75	1.75"
CAT50-SLA5/8"-1.75"	5/8"	38.1	1.75"
CAT50-SLA3/4"-1.75"	3/4"	44.45	1.75"
CAT50-SLA1"-2"	1"	50.8	2"
CAT50-SLA1-1/4"-2"	1-1/4"	63.5	2"
CAT50-SLA1-1/2"- 2.25"	1-1/2"	63.5	2.25"
CAT50-SLA5/16"-2.5"	5/16"	22.225	2.5"
CAT50-SLA7/16"-2.5"	7/16"	28.575	2.5"
CAT50-SLA1/2"-2"	1/2"	31.75	2"
CAT50-SLA5/8"-2"	5/8"	38.1	2"
CAT50-SLA3/4"-2"	3/4"	44.45	2"
CAT50-SLA7/8"-3.75"	7/8"	47.625	3.75"
CAT50-SLA1-1/2"-4.5"	1-1/2"	63.5	4.5"
CAT50-SLA2"-5.37"	2"	95.25	5.37"
CAT50-SLA1/4"-4"	1/4"	19.81	4"
CAT50-SLA5/16"-4"	5/16"	22.225	4"
CAT50-SLA3/8"-4"	3/8"	25.4	4"
CAT50-SLA1/2"-4"	1/2"	31.75	4"
CAT50-SLA5/8"-4"	5/8"	38.1	4"
CAT50-SLA3/4"-4"	3/4"	44.45	4"
CAT50-SLA1"-4"	1"	50.8	4"
CAT50-SLA1-1/4"-4"	1-1/4"	63.5	4"
CAT50-SLA1/4"-6"	1/4"	19.81	6"
CAT50-SLA3/8"-6"	3/8"	25.4	6"
CAT50-SLA1/2"-6"	1/2"	31.75	6"
CAT50-SLA5/8"-6"	5/8"	38.1	6"
CAT50-SLA3/4"-6"	3/4"	44.45	6"
CAT50-SLA1"-6"	1"	50.8	6"
CAT50-SLA1-1/4"-6"	1-1/4"	63.5	6"

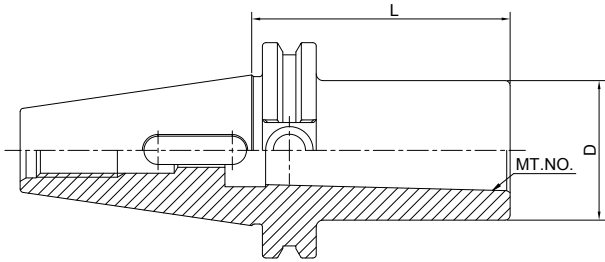
**Morse Taper Adapter with Tang**  
**带扁尾莫氏刀柄**

 **DIN6383**

**A**   $\leq 0.005$

**G Value**  
G6.3


 **AD**

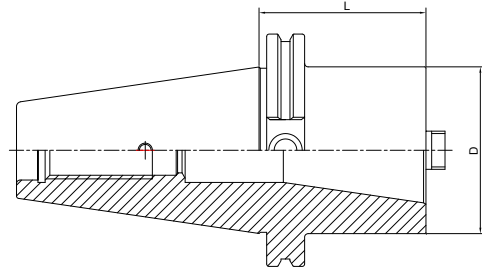


**SCAT  
CAT**

Size	MT. NO.	D	L
CAT40-MTA1-1.75"	1	25.40	1.75"
CAT40-MTA2-2"	2	31.75	2"
CAT40-MTA3-3"	3	41.45	3"
CAT40-MTA4-4"	4	50.80	4"
CAT50-MTA2-2"	2	31.75	2"
CAT50-MTA3-2"	3	41.45	2"
CAT50-MTA4-3"	4	50.80	3"
CAT50-MTA5-4"	5	69.85	4"

## Tool Holder Adatper Sleeve 转换刀柄

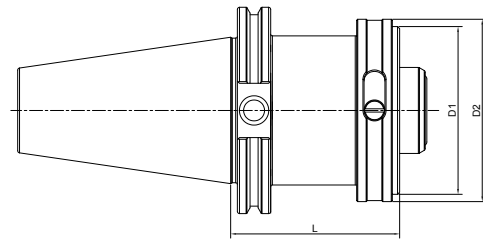
A ↗ ≤0.005	G Value G6.3	 A
---------------	-----------------	--



Size	L	D
CAT40-CAT30-50	50	51
CAT40-CAT40-100	100	63
CAT50-CAT40-70	70	63
CAT50-CAT50-120	120	97

**Tool Holder Adapter Sleeve**  
**转换刀柄**

A ↗ ≤0.005	G Value G6.3	💧 A
---------------	-----------------	--------



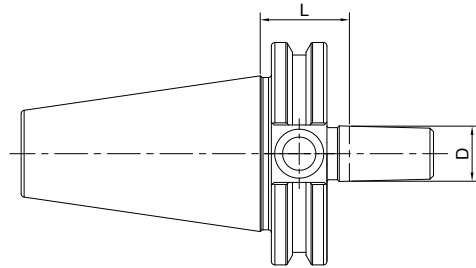
Size	D1	D2	L
CAT30-HSK32-45	32	37	45
CAT30-HSK40-60	40	45	60
CAT40-HSK32-50	32	37	50
CAT40-HSK40-50	40	45	50
CAT40-HSK50-60	50	55	60
CAT40-HSK63-75	63	70	75
CAT50-HSK32-50	32	37	50
CAT50-HSK40-50	40	45	50
CAT50-HSK50-55	50	55	55
CAT50-HSK63-55	63	70	55
CAT50-HSK80-80	80	87	80
CAT50-HSK100-95	100	110	95

SCAT  
CAT

**Drill Chuck Adapter**  
**钻接杆**



DIN238	A ↗ ≤0.005	G Value G6.3	A
--------	---------------	-----------------	---

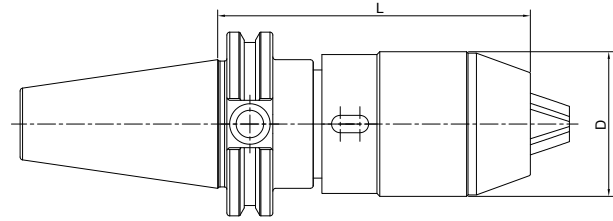


Size	D	L
CAT40-JT2-2"	14.199	2"
CAT40-JT3-2"	20.599	2"
CAT40-JT4-2"	28.55	2"
CAT40-JT6-2"	17.17	2"
CAT40-JT33-2"	15.85	2"
CAT50-JT2-2"	14.199	2"
CAT50-JT3-2"	20.599	2"
CAT50-JT4-2"	28.55	2"
CAT50-JT6-2"	17.17	2"
CAT50-JT33-2"	15.85	2"

SCAT  
CAT

## APU Drill Chuck Holder

### APU 钻夹头刀柄

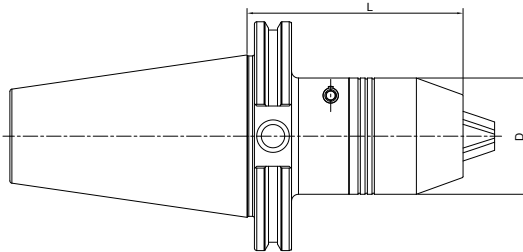


Size	D	L		Capacity
CAT30-APU08-85	38	85	90	1-8
CAT30-APU13-125	48	125	135	1-13
CAT30-APU16-135	53	135	145.6	3-16
CAT40-APU08-85	38	85	90	1-8
CAT40-APU13-100	48	100	110	1-13
CAT40-APU16-110	53	110	120.6	3-16
CAT50-APU8-75	38	75	80	1-8
CAT50-APU13-100	48	100	110	1-13
CAT50-APU16-110	53	110	120.6	3-16



**Precision Drill Chuck Holder**  
**精密钻夹头刀柄**

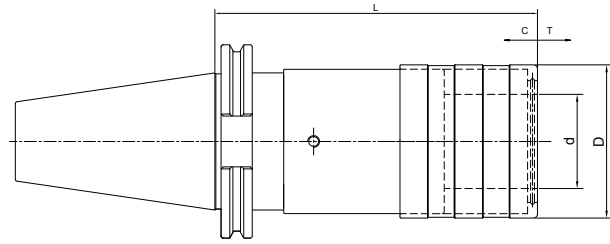
A ↗ ≤0.03	G Value G6.3	AD
--------------	-----------------	----



SCAT  
CAT

Size	D	L	Capacity
CAT30-CPU10-80	38	80	0.5-10
CAT40-CPU10-80	38	80	0.5-10
CAT40-CPU13-90	50	90	1-13
CAT40-CPU16-90	50	90	1-16
CAT50-CPU13-100	50	100	1-13
CAT50-CPU16-100	50	100	1-16

## Quick Change Tapping Chuck with Length Compensation 弹性快换攻丝刀柄

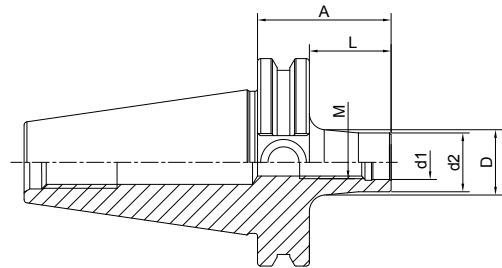


Size	Collet Size	D	d	L	T	C
CAT30-TC312-70	1	36	19	70	7.5	7.5
CAT30-TC820-99	2	54	31	99	12.5	12.5
CAT40-TC312-65	1	36	19	65	7.5	7.5
CAT40-TC820-93	2	54	31	93	12.5	12.5
CAT40-TC1433-156	3	78	48	156	22	22
CAT50-TC312-100	1	36	19	100	7.5	7.5
CAT50-TC820-100	2	54	31	100	12.5	12.5
CAT50-TC1433-142	3	78	48	142	22	22

## Screw-in Milling Cutter Holder 锁牙刀柄，锥柄型



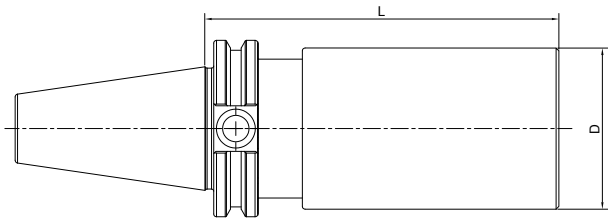
A ↗ ≤0.005	G Value G6.3	AD AD/B
---------------	-----------------	---------



SCAT  
CAT

Size	M	d1	d2	A	L	D
CAT40-SOM08-44 L=25	8	8.5	14.5	44	25	15
CAT40-SOM08-69 L=50	8	8.5	14.5	69	50	23
CAT40-SOM08-94 L=75	8	8.5	14.5	94	75	23
CAT40-SOM08-119 L=100	8	8.5	14.5	119	100	25
CAT40-SOM10-24 L=5	10	10.5	18	24	5	18
CAT40-SOM10-44 L=25	10	10.5	18	44	25	20
CAT40-SOM10-69 L=50	10	10.5	18	69	50	23
CAT40-SOM10-94 L=75	10	10.5	18	94	75	28
CAT40-SOM10-119 L=100	10	10.5	18	119	100	32
CAT40-SOM10-169 L=150	10	10.5	18	169	150	36.5
CAT40-SOM12-24 L=5	12	12.5	21	24	5	21
CAT40-SOM12-44 L=25	12	12.5	21	44	25	24
CAT40-SOM12-69 L=50	12	12.5	21	69	50	24
CAT40-SOM12-94 L=75	12	12.5	21	94	75	31
CAT40-SOM12-119 L=100	12	12.5	21	119	100	33
CAT40-SOM12-144 L=125	12	12.5	21	144	125	36
CAT40-SOM12-169 L=150	12	12.5	21	169	150	40
CAT40-SOM16-24 L=5	16	17	29	24	5	29
CAT40-SOM16-44 L=25	16	17	29	44	25	29
CAT40-SOM16-69 L=50	16	17	29	69	50	34
CAT40-SOM16-94 L=75	16	17	29	94	75	34
CAT40-SOM16-119 L=100	16	17	29	119	100	36
CAT40-SOM16-144 L=125	16	17	29	144	125	40
CAT40-SOM16-169 L=150	16	17	29	169	150	42.5

**Boring Bar Blank**  
基础柄




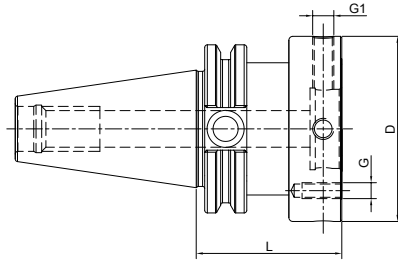
SCAT  
CAT

Size	D	L
CAT40-2"-6"	2"	6"
CAT40-2"-10"	2"	10"
CAT40-2.5"-8"	2.5"	8"
CAT40-4"-10"	4"	10"
CAT50-2"-6"	2"	6"
CAT50-4"-6"	4"	6"
CAT50-4"-10"	4"	10"
CAT50-6"-10"	6"	10"

Other sizes can be made by request.

## Runout Adjustable Flange Adapter 可调节精度法兰刀柄

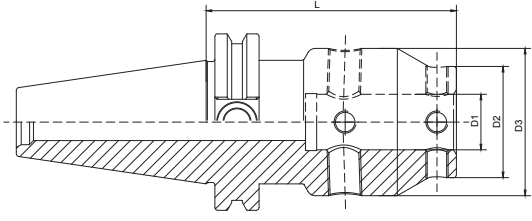
A ↗ ≤0.002	G Value G6.3 G2.5	 AD
---------------	----------------------	---



CAT	CAT	D	L	G	G1
CAT30-MOD060-050	30	60	50	M5	M8x1
CAT30-MOD070-050	30	70	50	M6	M8x1
CAT40-MOD060-050	40	60	50	M5	M8x1
CAT40-MOD070-050	40	70	50	M6	M8x1
CAT40-MOD080-055	40	80	55	M6	M8x1
CAT40-MOD100-060	40	100	60	M8	M10x1
CAT50-MOD060-050	50	60	50	M5	M8x1
CAT50-MOD070-050	50	70	50	M6	M8x1
CAT50-MOD080-050	50	80	50	M6	M8x1
CAT50-MOD100-060	50	100	60	M8	M10x1
CAT50-MOD117-060	50	117	60	M8	M10x1
CAT50-MOD140-060	50	140	60	M10	M10x1

**UM Adjustable Tool Holder**  
**UM 调零刀柄**



A ↗ ≤0.003	G Value G6.3 G2.5	AD AD/B
---------------	----------------------	---------



SCAT  
CAT

Size	D1	D2	D3	L
CAT40-UM12-65	12	28	44.5	65
CAT40-UM16-80	16	32	48	80
CAT40-UM20-90	20	40	53	90
CAT40-UM25-100	25	48	63	100
CAT40-UM32-105	32	52	63	105
CAT50-UM12-80	12	28	44.5	80
CAT50-UM16-80	16	32	48	80
CAT50-UM20-90	20	40	53	90
CAT50-UM25-100	25	48	63	100
CAT50-UM32-105	32	52	63	105

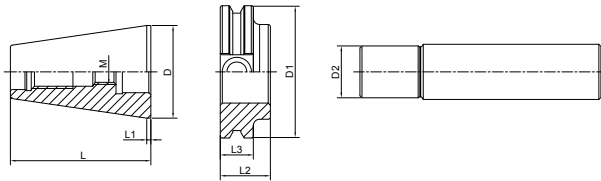
## Test Arbor 主轴检测棒



Size	D	L
CAT30-32-250	32	250
CAT40-40-300	40	300
CAT50-50-300	50	300

Other sizes can be made by request.

**Alignment Tool for ATC Arm**  
**调整机械手用组合模具**



Size	D	D1	D2	L	L1	L2	L3	M
CAT30-ATC-18D	31.75	46	18	50.8	3.175	20	15.875	M12
CAT40-ATC-20D	44.45	63.5	20	71.43	3.175	25	15.875	M12
CAT50-ATC-28D	69.85	98.43	28	104.78	3.175	35	15.875	M16

**SCAT  
CAT**

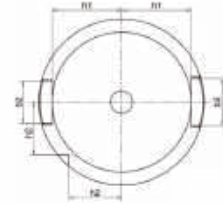
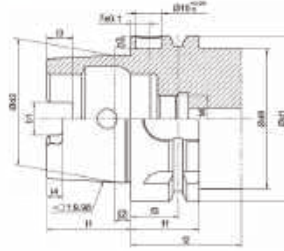


**TOOL HOLDERS**

---

**HSK-A**

## HSK-A Taper Standard HSK-A 锥柄标准



Size	d1	d2	d9	l1	l2	l3	l4	f1	f2	f3	h1	h2	h3	b1	b2	b3
HSK25A	25	19.006	20	13	2.5	4	2	10	20	4.5	10	7.5	-	6.05	6	7
HSK32A	32	24.007	26	16	3.2	5	3	20	35	16	13	9.5	5.4	7.05	7	9
HSK40A	40	30.007	34	20	4	6	3.5	20	35	16	17	12	5.2	8.05	9	11
HSK50A	50	38.009	42	25	5	7.5	4.5	26	42	18	21	15.5	5.1	10.54	12	14
HSK63A	63	48.010	53	32	6.3	10	6	26	42	18	26.5	20	5.0	12.54	16	18
HSK80A	80	60.012	68	40	8	12	8	26	42	18	34	25	4.9	16.04	18	20
HSK100A	100	75.013	88	50	10	15	10	29	45	20	44	31.5	4.9	20.02	20	22

**Taper standard:** DIN 69893; ISO 12164

**Material:** Alloyed case hardened steel

**Surface Treatment:** Blackening and Bright

**Taper tolerance:** <AT3

**Hardness:** HRC 58-62

**Carbon depth:** 0.8±0.2mm

**Surface Roughness:** Ra<0.005mm

**Balancing:** G6.3/15000; G2.5/25000

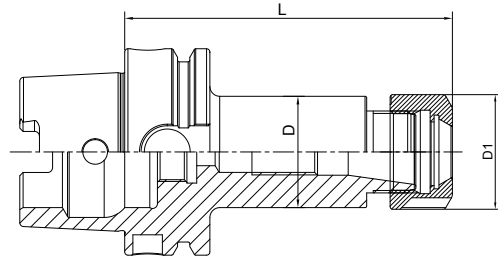
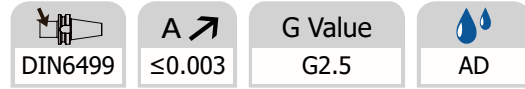
## HSK-A TOOLING SYSTEM HSK-A 工具系统目录

ER Collet Chuck.....	D.04
ER 弹簧夹头刀柄.....	D.04
Power Milling Chuck.....	D.09
强力铣刀柄 .....	D.09
OZ Collet Chuck.....	D.11
OZ 夹头刀柄.....	D.11
SKS Collet Chuck.....	D.12
SKS 高速筒夹刀柄 .....	D.12
TG Collet Chuck .....	D.13
TG 超强力刀柄.....	D.13
Precision Screw Collet Chuck .....	D.14
NDC后拉刀柄.....	D.14
Face Mill Holder.....	D.16
面铣刀柄 .....	D.16
Combi Shell Mill Holder .....	D.20
混合插入式铣刀柄.....	D.20
Side Cutter Arbor .....	D.22
侧铣刀柄.....	D.22
End Mill Holder .....	D.23
侧固刀柄.....	D.23
Morse Taper Adapter .....	D.28
带扁尾莫氏刀柄 .....	D.28
Morse Taper Adapter .....	D.29
带螺纹孔莫氏刀柄.....	D.29
Tool Holder Adatper Sleeve.....	D.30
转换刀柄.....	D.30
APU Drill Chuck Holder .....	D.31
APU 钻夹头刀柄.....	D.31
Precision Drill Chuck Holder.....	D.32
精密钻夹头刀柄 .....	D.32
Quick Change Tapping Chuck.....	D.33
弹性快换攻丝刀柄 .....	D.33
Screw-in Milling Cutter Holder .....	D.34
SOM 锁牙刀柄.....	D.34
Runout Adjustable Flange Adapter .....	D.36
可调节精度法兰刀柄 .....	D.36
UM Adjustable.....	D.37
UM调零刀柄 .....	D.37
Boring Bar Blank.....	D.38
基础柄.....	D.38
Test Arbor.....	D.39
主轴检测棒.....	D.39
Alignment Tool for ATC Arm .....	D.40
调整机械用手用组合模具 .....	D.40



## ER Collet Chuck with UM Nut

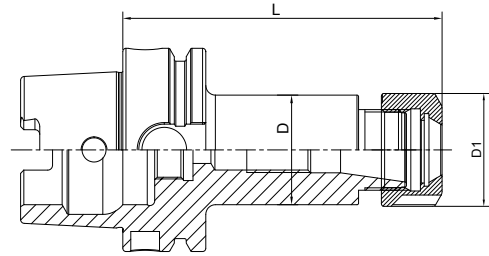
### ER 弹簧夹头刀柄



Size	D	D1	L1	Capacity
HSK32A-ER16UM-80	32	32	80	1-10
HSK32A-ER20UM-80	35	34	80	1-13
HSK32A-ER25-80	42	42	80	2-16
HSK32A-ER32-50	50	50	50	3-20
HSK40A-ER16UM-80	32	32	80	1-10
HSK40A-ER20UM-80	35	34	80	1-13
HSK40A-ER25-80	42	42	80	2-16
HSK40A-ER32-80	50	50	80	3-20
HSK50A-ER16UM-80	32	32	80	1-10
HSK50A-ER20UM-80	35	34	80	1-13
HSK50A-ER25-80	42	42	80	2-16
HSK50A-ER32-100	50	50	100	3-20
HSK63A-ER16UM-75	32	32	75	1-10
HSK63A-ER20UM-75	35	34	75	1-13
HSK63A-ER25-75	42	42	75	2-16
HSK63A-ER32-75	50	50	75	3-20
HSK63A-ER40-90	63	63	90	4-26
HSK63A-ER16UM-100	32	32	100	1-10
HSK63A-ER20UM-100	35	34	100	1-13
HSK63A-ER25-100	42	42	100	2-16
HSK63A-ER32-100	50	50	100	3-20
HSK63A-ER40-120	63	63	120	4-26
HSK63A-ER16UM-160T	32	32	160	1-10
HSK63A-ER20UM-160	35	35	160	1-13
HSK63A-ER25-160	42	42	160	2-16
HSK63A-ER32-160	50	50	160	3-20
HSK63A-ER40-160	63	63	160	4-26
HSK63A-ER16UM-200T	32	32	200	1-10
HSK63A-ER20UM-200	35	35	200	1-13
HSK63A-ER25-200	42	42	200	2-16
HSK63A-ER32-200	50	50	200	3-20
HSK63A-ER40-200	63	63	200	4-26

**ER Collet Chuck with UM Nut**  
**ER 弹簧夹头刀柄**

DIN6499	A $\nearrow$ $\leq 0.003$	G Value G2.5	AD
---------	------------------------------	-----------------	----



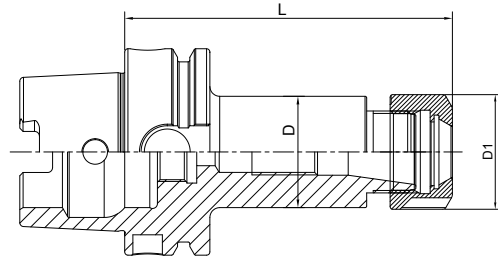
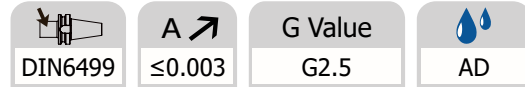
Size	D	D1	L1	Capacity
HSK80A-ER16UM-100	32	32	100	1-10
HSK80A-ER20UM-100	35	34	100	1-13
HSK80A-ER25-100	42	42	100	2-16
HSK80A-ER32-100	50	50	100	3-20
HSK80A-ER40-120	63	63	100	4-26
HSK100A-ER16UM-100	32	32	100	1-10
HSK100A-ER20UM-100	35	35	100	1-13
HSK100A-ER25-100	42	42	100	2-16
HSK100A-ER32-100	50	50	100	3-20
HSK100A-ER40-120	63	63	120	4-26
HSK100A-ER16UM-160T	32	32	160	1-10
HSK100A-ER20UM-160	35	35	160	1-13
HSK100A-ER25-160	42	42	160	2-16
HSK100A-ER32-160	50	50	160	3-20
HSK100A-ER40-160	63	63	160	4-26
HSK100A-ER16UM-200T	32	32	200	1-10
HSK100A-ER20UM-200	35	35	200	1-13
HSK100A-ER25-200	42	42	200	2-16
HSK100A-ER32-200	50	50	200	3-20
HSK100A-ER40-200	63	63	200	4-26

T refers to cutter side with taper design  
 T 代表刀具端锥柄设计

**HSK**

## ER Collet Chuck with Hex Nut

### ER 弹簧夹头刀柄



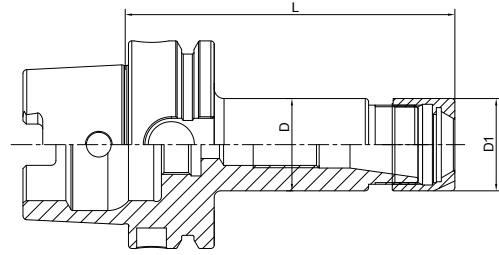
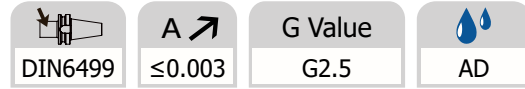
Size	D	D1	L1	Capacity
HSK32A-ER16A-80	28	32	80	1-10
HSK32A-ER20A-80	34	34	80	1-13
HSK40A-ER16A-80	28	32	80	1-10
HSK40A-ER20A-80	34	34	80	1-13
HSK50A-ER16A-80	28	32	80	1-10
HSK50A-ER20A-80	34	34	80	1-13
HSK63A-ER16A-75	28	32	75	1-10
HSK63A-ER20A-75	34	34	75	1-13
HSK63A-ER16A-100	28	32	100	1-10
HSK63A-ER20A-100	34	34	100	1-13
HSK63A-ER16A-160T	28	32	160	1-10
HSK63A-ER20A-160	34	34	160	1-13
HSK63A-ER16A-200T	28	32	200	1-10
HSK63A-ER20A-200	34	34	200	1-13
HSK80A-ER16A-100	28	32	100	1-10
HSK80A-ER20A-100	34	34	100	1-13
HSK100A-ER16A-100	28	32	100	1-10
HSK100A-ER20A-100	34	34	100	1-13
HSK100A-ER16A-160T	28	32	160	1-10
HSK100A-ER20A-160	34	34	160	1-13
HSK100A-ER16A-200T	28	32	200	1-10
HSK100A-ER20A-200	34	34	200	1-13

T refers to cutter side with taper design

T 代表刀具端锥柄设计

## ER Collet Chuck with Mini Nut

### ER 弹簧夹头刀柄

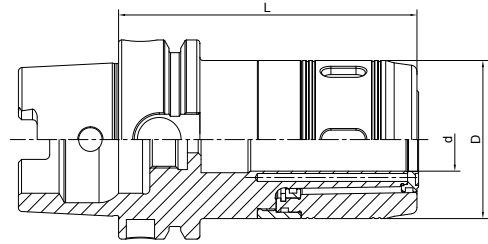


Size	D	D1	L1	Capacity
HSK32A-ER11M-50	16	16	50	1-7
HSK32A-ER16M-50	22	22	50	1-10
HSK32A-ER20M-50	28	28	50	1-13
HSK40A-ER11M-40	16	16	40	1-7
HSK40A-ER16M-60	22	22	60	1-10
HSK40A-ER20M-60	28	28	60	1-13
HSK50A-ER11M-60	16	16	60	1-7
HSK50A-ER16M-60	22	22	60	1-10
HSK50A-ER20M-60	28	28	60	1-13
HSK63A-ER11M-100	16	16	100	1-7
HSK63A-ER16M-100	22	22	100	1-10
HSK63A-ER20M-100	28	28	100	1-13
HSK63A-ER25M-100	35	35	100	2-16
HSK63A-ER11M-160T	16	16	160	1-7
HSK63A-ER16M-160T	22	28	160	1-10
HSK63A-ER20M-160	28	22	160	1-13
HSK63A-ER25M-160	35	35	160	2-16
HSK100A-ER16M-100	22	22	100	1-10
HSK100A-ER20M-100	28	28	100	1-13
HSK100A-ER25M-100	35	35	100	2-16
HSK100A-ER16M-160T	22	22	160	1-10
HSK100A-ER20M-160	28	28	160	1-13
HSK100A-ER25M-160	35	35	160	2-16

**Power Milling Chuck**  
**强力铣刀柄**



<b>A</b> ↗ ≤0.008	<b>G Value</b> G2.5	<b>AD</b>
----------------------	------------------------	-----------



Size	d	D	L	Capacity
HSK63A-HC20-100	20	50	100	3-16; 20
HSK63A-HC25-100	25	59	100	3-20; 25
HSK63A-HC32-120	32	70	120	3-25; 32
HSK100A-HC20-105	20	50	105	3-16; 20
HSK100A-HC25-105	25	59	105	3-20; 25
HSK100A-HC32-120	32	70	120	3-25; 32

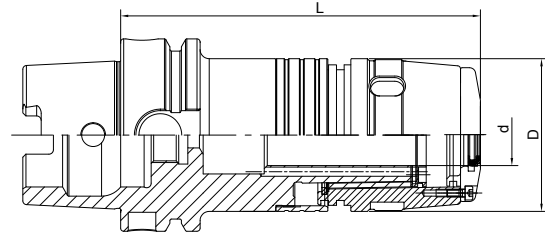
**HSK**



## Sealing Milling Chuck 止水强力铣刀柄

 A ↗  
 ≤0.008

 G Value  
 G2.5

  
 AD


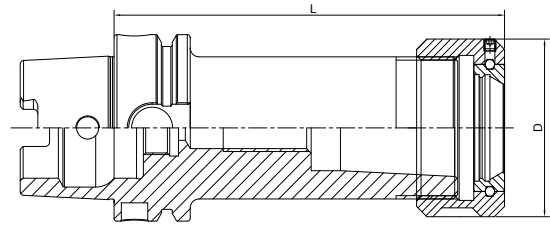
Size	d	D	L	Capacity
HSK63A-HC20Z-110	20	50	125	3-16; 20
HSK63A-HC25Z-110	25	59	125	3-20; 25
HSK63A-HC32Z-130	32	70	145	3-25; 32
HSK100A-HC20Z-115	20	50	130	3-16; 20
HSK100A-HC25Z-115	25	59	130	3-20; 25
HSK100A-HC32Z-130	32	70	145	3-25; 32

**HSK**

**OZ Collet Chuck**  
**OZ 夹头刀柄**



DIN6391	A $\leq 0.005$	G Value G2.5	AD
---------	----------------	--------------	----



Size	D	L	Capacity
HSK50A-OZ16-90	43	90	2-16
HSK50A-OZ25-110	60	110	2-25
HSK63A-OZ16-100	43	100	2-16
HSK63A-OZ25-100	60	100	2-25
HSK63A-OZ32-120	72	120	3-32
HSK100A-OZ16-110	43	110	2-16
HSK100A-OZ25-120	60	120	2-25
HSK100A-OZ32-130	72	130	3-32

**HSK**

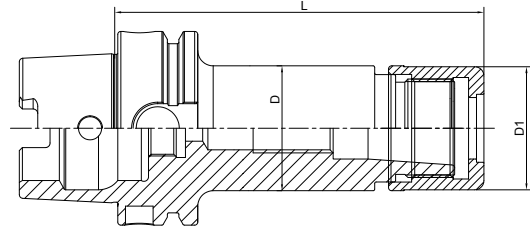
## High Speed SKS Collet Chuck

### SKS 高速筒夹刀柄

 A ↗  
 ≤0.003

 G Value  
 G2.5

AD



Size	D	D1	L	Capacity	M
HSK63A-SKS10-90	27.5	27.1	90	2-10	M21.5*1
HSK63A-SKS16-90	40.6	40	90	3-16	M32*1.5
HSK63A-SKS25-90	55.6	55	90	6-25	M45*1.5
HSK100A-SKS10-90	27.5	27.1	90	2-10	M21.5*1
HSK100A-SKS16-90	40.6	40	90	3-16	M32*1.5
HSK100A-SKS16-90	55.6	55	90	6-25	M45*1.5
HSK63A-SKS10-150	27.5	27.1	150	2-10	M21.5*1
HSK63A-SKS16-150	40.6	40	150	3-16	M32*1.5
HSK63A-SKS25-150	55.6	55	150	6-25	M45*1.5
HSK100A-SKS10-150	27.5	27.1	150	2-10	M21.5*1
HSK100A-SKS16-150	40.6	40	150	3-16	M32*1.5
HSK100A-SKS25-150	55.6	55	150	6-25	M45*1.5

**HSK**


G.56



G.41



G.20



G.45

**Pull Back Collet Chuck**  
**DC 后拉刀柄**

A ↗ ≤0.005	G Value G2.5	AD
---------------	-----------------	----



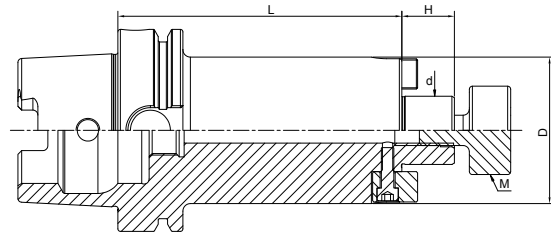
Size	D	L	Capacity
HSK63A-DC06-60	14	60	1-6
HSK63A-DC06-90	14	90	1-6
HSK63A-DC06-120	14	120	1-6
HSK63A-DC06-150	14	150	1-6
HSK63A-DC08-60	22	60	1-10
HSK63A-DC08-90	22	90	1-10
HSK63A-DC08-120	22	120	1-10
HSK63A-DC08-150	22	150	1-10
HSK63A-DC08-200	22	200	1-10
HSK63A-DC12-90	34	90	1-12
HSK63A-DC12-120	34	120	1-12
HSK63A-DC12-150	34	150	1-12
HSK63A-DC12-200	34	200	1-12
HSK100A-DC06-110	14	110	1-6
HSK100A-DC06-150	14	150	1-6
HSK100A-DC08-110	22	110	1-10
HSK100A-DC08-150	22	150	1-10
HSK100A-DC08-200	22	200	1-10
HSK100A-DC12-120	34	120	1-12
HSK100A-DC12-150	34	150	1-12
HSK100A-DC12-200	34	200	1-12

**HSK**

## Face Mill Holder Inch

### 英制面铣刀柄

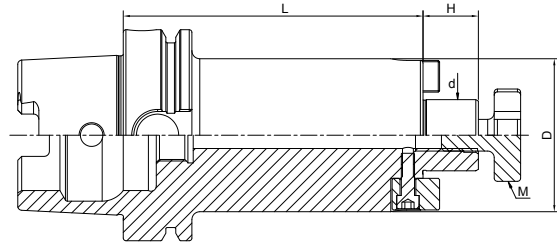
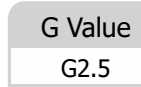
A ↗ ≤0.005	G Value G2.5	AD
---------------	-----------------	----



Size	d	D	H	L	M
HSK63A-FMA3/4"-50	3/4"	42.926	17.45	50	3/8-24
HSK63A-FMA1"-60	1"	55.626	17.45	60	1/2-20
HSK63A-FMA1-1/4"-60	1-1/4"	69.85	17.45	60	5/8-18
HSK63A-FMA1-1/2"-60	1-1/2"	78	23.83	60	3/4-16
HSK63A-FMA3/4"-100	3/4"	42.926	17.45	100	3/8-24
HSK63A-FMA1"-100	1"	55.626	17.45	100	1/2-20
HSK63A-FMA1-1/4"-100	1-1/4"	69.85	17.45	100	5/8-18
HSK63A-FMA1-1/2"-100	1-1/2"	78	23.83	100	3/4-16
HSK63A-FMA3/4"-160	3/4"	42.926	17.45	160	3/8-24
HSK63A-FMA1"-160	1"	55.626	17.45	160	1/2-20
HSK63A-FMA1-1/4"-160	1-1/4"	69.85	17.45	160	5/8-18
HSK63A-FMA1-1/2"-160	1-1/2"	78	23.83	160	3/4-16
HSK100A-FMA3/4"-50	3/4"	42.926	17.45	50	3/8-24
HSK100A-FMA1"-50	1"	55.626	17.45	50	1/2-20
HSK100A-FMA1-1/4"-60	1-1/4"	69.85	17.45	60	5/8-18
HSK100A-FMA1-1/2"-60	1-1/2"	78	23.83	60	3/4-16
HSK100A-FMA3/4"-100	3/4"	42.926	17.45	100	3/8-24
HSK100A-FMA1"-100	1"	55.626	17.45	100	1/2-20
HSK100A-FMA1-1/4"-100	1-1/4"	69.85	17.45	100	5/8-18
HSK100A-FMA1-1/2"-100	1-1/2"	78	23.83	100	3/4-16
HSK100A-FMA3/4"-160	3/4"	42.926	17.45	160	3/8-24
HSK100A-FMA1"-160	1"	55.626	17.45	160	1/2-20
HSK100A-FMA1-1/4"-160	1-1/4"	69.85	17.45	160	5/8-18
HSK100A-FMA1-1/2"-160	1-1/2"	78	23.83	160	3/4-16

**HSK**

## Face Mill Holder 面铣刀柄



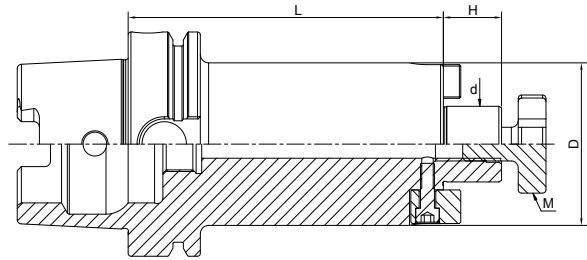
Size	d	D	H	L	M
HSK32A-FMB16-45	16	38	17	45	M8
HSK32A-FMB22-50	22	48	19	50	M10
HSK40A-FMB22-50	22	48	19	50	M10
HSK40A-FMB27-55	27	58	21	55	M12
HSK40A-FMB32-60	32	78	24	60	M16
HSK50A-FMB16-50	16	38	17	50	M8
HSK50A-FMB22-60	22	48	19	60	M10
HSK50A-FMB27-60	27	58	21	60	M12
HSK50A-FMB32-60	32	78	24	60	M16
HSK63A-FMB16-50	16	38	17	50	M8
HSK63A-FMB22-50	22	48	19	50	M10
HSK63A-FMB27-60	27	58	21	60	M12
HSK63A-FMB32-60	32	78	24	60	M16
HSK63A-FMB40-60	40	88	27	60	M20
HSK63A-FMB16-100	16	38	17	100	M8
HSK63A-FMB22-100	22	48	19	100	M10
HSK63A-FMB27-100	27	58	21	100	M12
HSK63A-FMB32-100	32	78	24	100	M16
HSK63A-FMB40-100	40	88	27	100	M20
HSK63A-FMB16-160	16	38	17	160	M8
HSK63A-FMB22-160	22	48	19	160	M10
HSK63A-FMB27-160	27	58	21	160	M12
HSK63A-FMB32-160	32	78	24	160	M16
HSK63A-FMB40-160	40	88	27	160	M20

**HSK**

**Face Mill Holder**  
面铣刀柄



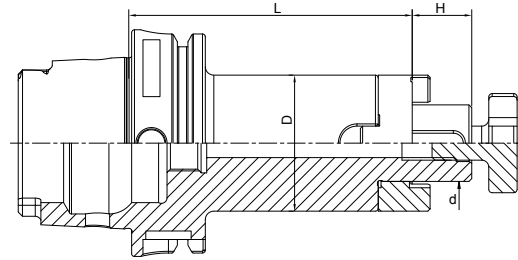
DIN6357	A $\leq 0.003$	G Value G2.5	AD
---------	----------------	--------------	----



Size	d	D	H	L	M
HSK80A-FMB22-50	22	48	19	50	M10
HSK80A-FMB27-50	27	58	21	50	M12
HSK80A-FMB32-60	32	78	24	60	M16
HSK80A-FMB40-60	40	88	27	60	M20
HSK100A-FMB22-50	22	48	19	50	M10
HSK100A-FMB27-50	27	58	21	50	M12
HSK100A-FMB32-60	32	78	24	60	M16
HSK100A-FMB40-60	40	88	27	60	M20
HSK100A-FMB60-70	60	129	25	70	M30
HSK100A-FMB22-100	22	48	19	100	M10
HSK100A-FMB27-100	27	58	21	100	M12
HSK100A-FMB32-100	32	78	24	100	M16
HSK100A-FMB40-100	40	88	27	100	M20
HSK100A-FMB60-100	60	138	25	100	M30
HSK100A-FMB22-160	22	48	19	160	M10
HSK100A-FMB27-160	27	58	21	160	M12
HSK100A-FMB32-160	32	78	24	160	M16
HSK100A-FMB40-160	40	88	27	160	M20
HSK100A-FMB60-160	60	138	25	160	M30

**HSK**

## Combi Shell Mill Holder 混合插入式铣刀柄

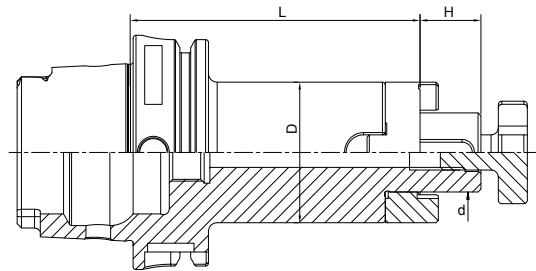


Size	d	D	L	L1
HSK32A-SEMC16-55	16	32	55	17
HSK32A-SEMC22-55	22	40	55	19
HSK32A-SEMC27-65	27	48	65	21
HSK32A-SEMC32-65	32	58	65	24
HSK40A-SEMC16-50	16	32	50	17
HSK40A-SEMC22-50	22	40	50	19
HSK40A-SEMC27-65	27	48	65	21
HSK40A-SEMC32-65	32	58	65	24
HSK50A-SEMC16-50	16	32	50	17
HSK50A-SEMC22-50	22	40	50	19
HSK50A-SEMC27-65	27	48	65	21
HSK50A-SEMC32-65	32	58	65	24
HSK63A-SEMC16-60	16	32	60	17
HSK63A-SEMC22-60	22	40	60	19
HSK63A-SEMC27-60	27	48	60	21
HSK63A-SEMC32-60	32	58	60	24
HSK63A-SEMC40-70	40	70	70	27
HSK63A-SEMC16-100	16	32	100	17
HSK63A-SEMC22-100	22	40	100	19
HSK63A-SEMC27-100	27	48	100	21
HSK63A-SEMC32-100	32	58	100	24



**Combi Shell Mill Holder**  
混合插入式铣刀柄

DIN6358	A $\leq 0.005$	G Value G2.5	AD
---------	----------------	--------------	----







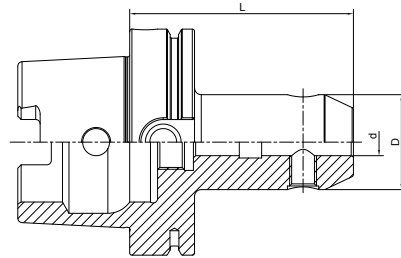
Size	d	D	L	L1
HSK80A-SEMC16-60	16	32	60	17
HSK80A-SEMC22-60	22	40	60	19
HSK80A-SEMC27-60	27	48	60	21
HSK80A-SEMC32-60	32	58	60	24
HSK80A-SEMC40-70	40	70	70	27
HSK100A-SEMC16-60	16	32	60	17
HSK100A-SEMC22-60	22	40	60	19
HSK100A-SEMC27-60	27	48	60	21
HSK100A-SEMC32-60	32	58	60	24
HSK100A-SEMC40-70	40	70	70	27

**HSK**

**End Mill Holder Weldon**  
**侧固刀柄**



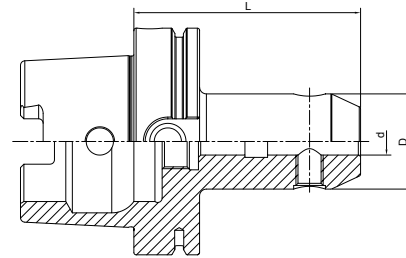
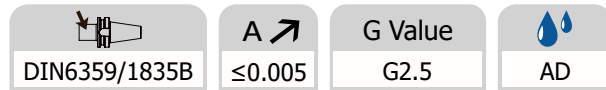
 DIN6359/1835B	 A $\nearrow$ $\leq 0.005$	 G Value G2.5	 AD
--	---	--	---



Size	d	D	L
HSK32A-SLA06-60	6	25	60
HSK32A-SLA08-60	8	28	60
HSK32A-SLA10-65	10	35	65
HSL32A-SLA12-70	12	42	70
HSK32A-SLA14-75	14	44	75
HSK32A-SLA16-75	16	48	75
HSK32A-SLA20-90	20	52	90
HSK40A-SLA06-60	6	25	60
HSK40A-SLA08-60	8	28	60
HSK40A-SLA10-60	10	35	60
HSK40A-SLA12-70	12	42	70
HSK40A-SLA14-75	14	44	75
HSK40A-SLA16-75	16	48	75
HSK40A-SLA18-85	18	50	85
HSK40A-SLA20-85	20	52	85
HSK40A-SLA25-95	25	60	95
HSK40A-SLA32-105	32	60	105
HSK50A-SLA06-65	6	25	65
HSK50A-SLA08-65	8	28	65
HSK50A-SLA10-65	10	35	65
HSK50A-SLA12-80	12	42	80
HSK50A-SLA14-80	14	44	80
HSK50A-SLA16-80	16	48	80
HSK50A-SLA18-80	18	50	80
HSK50A-SLA20-80	20	52	80
HSK50A-SLA25-110	25	60	110
HSK50A-SLA32-110	32	60	110

**HSK**

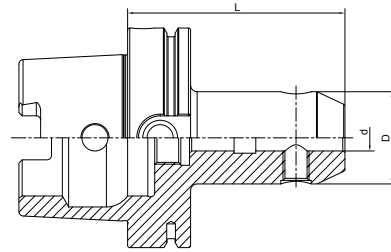
## End Mill Holder Weldon 侧固刀柄



Size	d	D	L
HSK63A-SLA06-65	6	25	65
HSK63A-SLA08-65	8	28	65
HSK63A-SLA10-65	10	35	65
HSK63A-SLA12-80	12	42	80
HSK63A-SLA14-80	14	44	80
HSK63A-SLA16-80	16	48	80
HSK63A-SLA20-80	20	52	80
HSK63A-SLA25-110	25	65	110
HSK63A-SLA32-110	32	72	110
HSK63A-SLA40-125	40	80	125
HSK63A-SLA06-100	6	25	100
HSK63A-SLA08-100	8	28	100
HSK63A-SLA10-100	10	35	100
HSK63A-SLA14-100	14	44	100
HSK63A-SLA16-100	16	48	100
HSK63A-SLA18-100	18	50	100
HSK63A-SLA20-100	20	52	100
HSK63A-SLA06-160	6	25	160
HSK63A-SLA08-160	8	28	160
HSK63A-SLA10-160	10	35	160
HSK63A-SLA12-160	12	42	160
HSK63A-SLA14-160	14	44	160
HSK63A-SLA16-160	16	48	160
HSK63A-SLA18-160	18	50	160
HSK63A-SLA20-160	20	52	160
HSK63A-SLA25-160	25	72	160
HSK63A-SLA32-160	32	80	160

**End Mill Holder Weldon**  
**侧固刀柄**

<b>DIN6359/1835B</b>	<b>A</b> ↗ <b>≤0.005</b>	<b>G Value</b> <b>G2.5</b>	<b>AD</b>
----------------------	--------------------------	-------------------------------	-----------

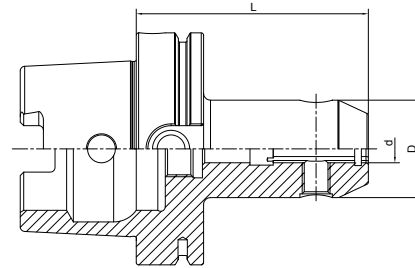


Size	d	D	L
HSK80A-SLA06-80	6	25	80
HSK80A-SLA08-80	8	28	80
HSK80A-SLA10-80	10	35	80
HSK80A-SLA12-80	12	42	80
HSK80A-SLA14-80	14	44	80
HSK80A-SLA16-100	16	48	100
HSK80A-SLA18-100	18	50	100
HSK80A-SLA20-100	20	52	100
HSK80A-SLA25-100	25	65	100
HSK80A-SLA32-110	32	72	110
HSK80A-SLA40-120	40	80	120
HSK100A-SLA08-80	8	28	80
HSK100A-SLA10-80	10	35	80
HSK100A-SLA12-80	12	42	80
HSK100A-SLA14-80	14	44	80
HSK100A-SLA16-100	16	48	100
HSK100A-SLA18-100	18	50	100
HSK100A-SLA20-100	20	52	100
HSK100A-SLA25-100	25	65	100
HSK100A-SLA32-100	32	72	100
HSK100A-SLA40-105	40	80	105
HSK100A-SLA08-160	8	28	160
HSK100A-SLA10-160	10	35	160
HSK100A-SLA12-160	12	42	160
HSK100A-SLA14-160	14	44	160
HSK100A-SLA14-160	14	44	160
HSK100A-SLA16-160	16	48	160
HSK100A-SLA20-160	20	52	160
HSK100A-SLA25-160	25	65	160
HSK100A-SLA32-160	32	72	160
HSK100A-SLA40-160	40	160	160

**HSK**

### End Mill Holder with Coolant Channels 侧固刀柄, 端面出水型

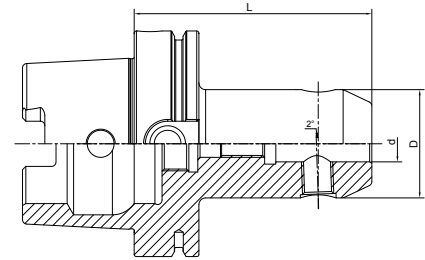
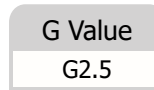
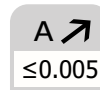
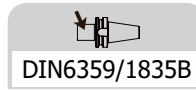
DIN6359/1835B	A ↗ ≤0.005	G Value G2.5	AD
---------------	---------------	-----------------	----



Size	d	D	L
HSK63A-SLA06-65K	6	25	65
HSK63A-SLA08-65K	8	28	65
HSK63A-SLA10-65K	10	35	65
HSK63A-SLA12-80K	12	42	80
HSK63A-SLA14-80K	14	44	80
HSK63A-SLA16-80K	16	48	80
HSK63A-SLA18-80K	18	50	80
HSK63A-SLA20-80K	20	52	80
HSK63A-SLA25-110K	25	65	110
HSK63A-SLA32-110K	32	72	110
HSK63A-SLA40-125K	40	80	125
HSK100A-SLA06-80K	6	25	80
HSK100A-SLA08-80K	8	28	80
HSK100A-SLA10-80K	10	35	80
HSK100A-SLA12-80K	12	42	80
HSK100A-SLA14-80K	14	44	80
HSK100A-SLA16-100K	16	48	100
HSK100A-SLA18-100K	18	50	100
HSK100A-SLA20-100K	20	52	100
HSK100A-SLA25-100K	25	65	100
HSK100A-SLA32-100K	32	72	100
HSK100A-SLA40-105K	40	80	105

**HSK**

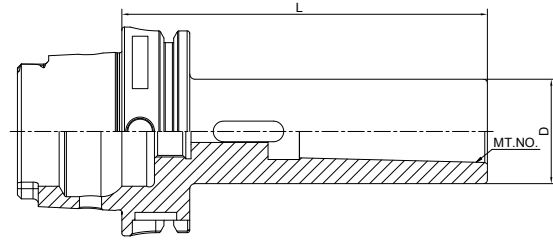

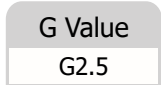
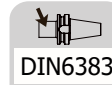
**End Mill Holder Whistle Notch**  
**侧固式铣刀柄，斜 2 度**



Size	d	D	L
HSK63A-SLB06-80	6	25	80
HSK63A-SLB08-80	8	28	80
HSK63A-SLB10-80	10	35	80
HSK63A-SLB12-90	12	42	90
HSK63A-SLB14-90	14	44	90
HSK63A-SLB16-100	16	48	100
HSK63A-SLB18-100	18	50	100
HSK63A-SLB20-100	20	52	100
HSK63A-SLB25-110	25	65	110
HSK63A-SLB32-110	32	72	110
HSK63A-SLB40-125	40	80	125
HSK100A-SLB06-90	6	25	90
HSK100A-SLB08-90	8	28	90
HSK100A-SLB10-90	10	35	90
HSK100A-SLB12-100	12	42	100
HSK100A-SLB14-100	14	44	100
HSK100A-SLB16-100	16	48	100
HSK100A-SLB18-100	18	50	100
HSK100A-SLB20-110	20	52	110
HSK100A-SLB25-120	25	65	120
HSK100A-SLB32-120	32	72	120
HSK100A-SLB40-120	40	80	120

**HSK**

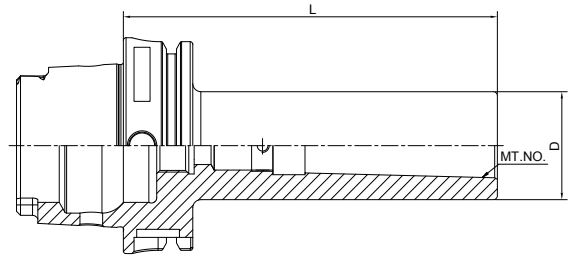
## Morse Taper Adapter with Tang 带扁尾莫氏刀柄



Size	MT. NO.	D	L
HSK50A-MTA1-100	1	25	100
HSK50A-MTA2-120	2	32	120
HSK50A-MTA3-140	3	40	140
HSK63A-MTA1-100	1	25	100
HSK63A-MTA2-120	2	32	120
HSK63A-MTA3-140	3	40	140
HSK63A-MTA4-160	4	48	160
HSK80A-MTA1-100	1	25	100
HSK80A-MTA2-120	2	32	120
HSK80A-MTA3-140	3	40	140
HSK80A-MTA4-160	4	48	160
HSK100A-MTA1-110	1	25	110
HSK100A-MTA2-120	2	32	120
HSK100A-MTA3-150	3	40	150
HSK100A-MTA4-170	4	48	170
HSK100A-MTA5-200	5	63	200

**Morse Taper Adapter with Drawbar**  
**带螺纹孔莫氏刀柄**

DIN6364	A ↗ ≤0.005	G Value G2.5	A
---------	------------	--------------	---




Size	MT. NO.	D	L
HSK50A-MTB1-100	1	25	100
HSK50A-MTB2-120	2	32	120
HSK50A-MTB3-140	3	40	140
HSK63A-MTB1-100	1	25	100
HSK63A-MTB2-120	2	32	120
HSK63A-MTB3-140	3	40	140
HSK63A-MTB4-160	4	48	160
HSK80A-MTB1-110	1	25	110
HSK80A-MTB2-120	2	32	120
HSK80A-MTB3-150	3	40	150
HSK80A-MTB4-170	4	48	170
HSK100A-MTB1-110	1	25	110
HSK100A-MTB2-120	2	32	120
HSK100A-MTB3-150	3	40	150
HSK100A-MTB4-170	4	48	170
HSK100A-MTB5-200	5	63	200

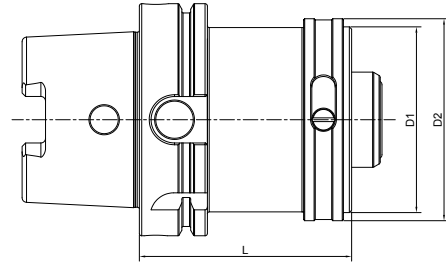
**HSK**



## Tool Holder Adatper Sleeve 转换刀柄

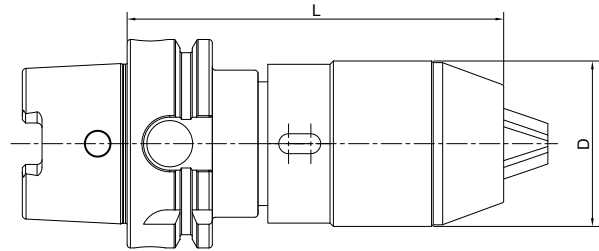
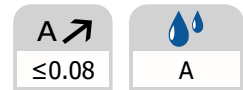


A ↗ ≤0.005	G Value G2.5	 A
---------------	-----------------	--



Size	D1	D2	L
HSK50A-HSK50-80	50	55	80
HSK50A-HSK50-100	50	55	100
HSK63A-HSK63-80	63	70	80
HSK63A-HSK63-120	63	70	120
HSK80A-HSK80-100	80	87	100
HSK80A-HSK80-160	80	87	160
HSK100A-HSK100-140	100	110	140
HSK100A-HSK100-200	100	110	200
HSK50A-HSK32-60	32	37	60
HSK50A-HSK32-70	40	45	70
HSK63A-HSK32-70	32	37	70
HSK63A-HSK40-80	40	45	80
HSK63A-HSK50-80	50	55	80
HSK80A-HSK40-80	40	45	80
HSK80A-HSK50-80	50	55	80
HSK80A-HSK63-90	63	70	90
HSK100A-HSK50-80	50	55	80
HSK100A-HSK63-100	63	70	100
HSK100A-HSK80-100	80	87	100

**APU Drill Chuck Holder**  
**APU 钻夹头刀柄**




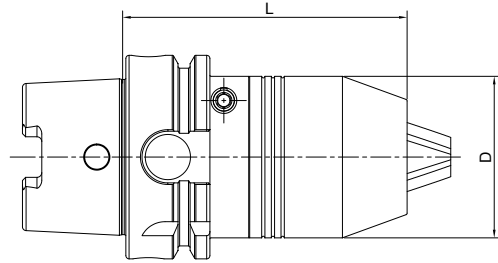
Size	D	L		Capacity
HSK50A-APU08-90	38	90	95	1-8
HSK50A-APU08-120	38	120	130	1-8
HSK50A-APU13-116	48	116	126	1-13
HSK50A-APU16-116	53	116	126	3-16
HSK63A-APU08-85	38	85	95	1-8
HSK63A-APU08-120	38	120	130	1-8
HSK63A-APU13-104	48	104	114	1-13
HSK63A-APU13-150	48	150	160	1-13
HAK63A-APU16-106	53	106	116	3-16
HSK63A-APU16-155	53	155	165	3-16
HSK80A-APU13-109	48	109	119	1-13
HSK80A-APU16-114	53	114	124	3-16
HSK100A-APU13-155	48	155	165	1-13
HSK100A-APU16-160	53	160	170	3-16
HSK100A-APU13-107	48	107	117	1-13
HAK100A-APU16-112	53	112	122	3-16

**HSK**

## Precision Drill Chuck Holder

### 精密钻夹头刀柄

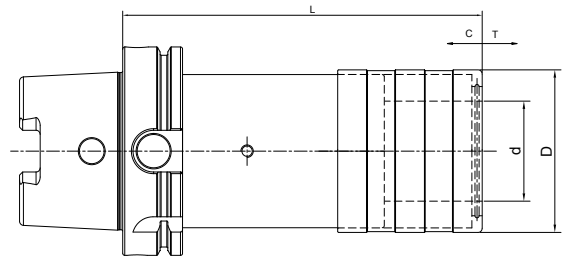
A ↗ ≤0.03	G Value G2.5	 AD
--------------	-----------------	---



Size	D	L	Capacity
HSK63A-CPU10-90	38	90	0.5-10
HSK63A-CPU13-100	50	100	1-13
HSK63A-CPU16-100	50	100	1-16
HSK100A-CPU13-105	50	105	1-13
HSK100A-CPU16-105	50	105	1-16

**HSK**

## Quick Change Tapping Chuck with Length Compensation 弹性快换攻丝刀柄



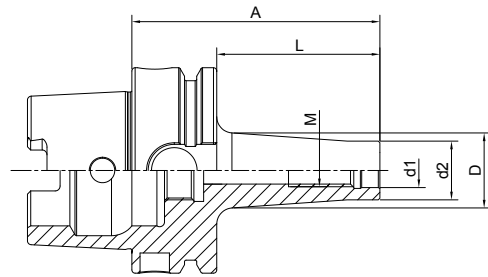
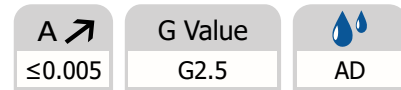
Size	Collet Size	d	D	L	T	C
HSK32A-TC312-80	1	19	36	80	7.5	7.5
HSK40A-TC312-80	1	19	36	80	7.5	7.5
HSK40A-TC820-103	2	31	53	103	12.5	12.5
HSK50A-TC312-72	1	19	36	72	7.5	7.5
HSK50A-TC820-110	2	31	53	110	12.5	12.5
HSK63A-TC312-102	1	19	36	102	7.5	7.5
HSK63A-TC820-140	2	31	53	140	12.5	12.5
HSK63A-TC1433-141	3	48	78	141	22	22
HSK80A-TC312-72	1	19	36	72	7.5	7.5
HSK80A-TC820-95	2	31	53	95	12.5	12.5
HSK80A-TC1433-141	3	48	78	141	22	22
HSK100A-TC312-112	1	19	36	112	7.5	7.5
HSK100A-TC820-148	2	31	53	148	12.5	12.5
HSK100A-TC1433-144	3	48	78	144	22	22

**HSK**



## Screw-in Milling Cutter Holder

### 锁牙刀柄, 锥柄型

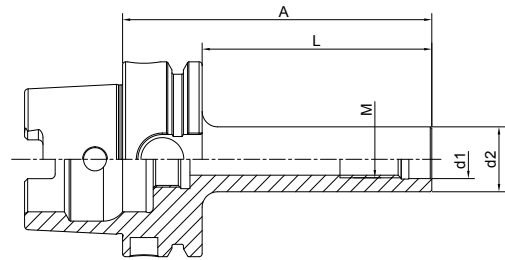


Size	M	d1	d2	A	L	D
HAK63A-SOM08-51 L=25	8	8.5	14.5	51	25	15
HSK63A-SOM08-76 L=50	8	8.5	14.5	76	50	23
HSK63A-SOM08-101 L=75	8	8.5	14.5	101	75	23
HSK63A-SOM10-51 L=25	10	10.5	18	51	25	20
HSK63A-SOM10-76 L=50	10	10.5	18	76	50	23
HSK63A-SOM10-126 L=100	10	10.5	18	126	100	32
HSK63A-SOM10-176 L=150	10	10.5	18	176	150	36.5
HSK63A-SOM12-51 L=25	12	12.5	21	51	25	24
HSK63A-SOM12-76 L=50	12	12.5	21	76	50	34
HSK63A-SOM12-101 L=75	12	12.5	21	101	75	31
HSK63A-SOM12-126 L=100	12	12.5	21	126	100	33
HSK63A-SOM12-176 L=150	12	12.5	21	176	150	40
HSK63A-SOM16-51 L=25	16	17	29	51	25	29
HSK63A-SOM16-76 L=50	16	17	29	76	50	34
HSK63A-SOM16-101 L=75	16	17	29	101	75	34
HSK63A-SOM16-126 L=100	16	17	29	126	100	36
HSK63A-SOM16-176 L=150	16	17	29	176	150	42.5
HSK100A-SOM08-79 L=50	8	8.5	14.5	79	50	23
HSK100A-SOM10-79 L=50	10	10.5	18	79	50	23
HSK100A-SOM10-129 L=100	10	10.5	18	129	100	32
HSK100A-SOM10-179 L=150	10	10.5	18	179	150	36.5
HSK100A-SOM12-79 L=50	12	12.5	21	79	50	24
HSK100A-SOM12-129 L=100	12	12.5	21	129	100	33
HSK100A-SOM12-179 L=150	12	12.5	21	179	150	40
HSK100A-SOM16-79 L=50	16	17	29	79	50	34
HSK100A-SOM16-129 L=100	16	17	29	129	100	36
HSK100A-SOM16-179 L=150	16	17	29	179	150	42.5

## Screw-in Milling Cutter Holder 锁牙刀柄，直柄型



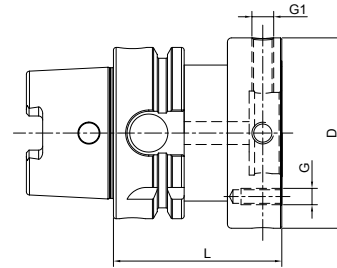
A ↗ ≤0.005	G Value G2.5	AD
---------------	-----------------	----



Size	M	d1	d2	A	L
HSK63A-M10-126 L=100	10	10.5	18	126	100
HSK63A-M10-176 L=150	10	10.5	18	176	150
HSK63A-M12-101 L=75	12	12.5	21	101	75
HSK63A-M12-126 L=100	12	12.5	21	126	100
HSK63A-M12-176 L=150	12	12.5	21	176	150
HSK63A-M16-101 L=75	16	17	29	101	75
HSK63A-M16-126 L=100	16	17	29	126	100
HSK63A-M16-176 L=150	16	17	29	176	150
HSK100A-M10-129 L=100	10	10.5	18	129	100
HSK100A-M10-179 L=150	10	10.5	18	179	150
HSK100A-M12-126 L=100	12	12.5	21	126	100
HSK100A-M12-179 L=150	12	12.5	21	179	150
HSK100A-M16-129 L=100	16	17	29	129	100
HSK100A-M16-179 L=150	16	17	29	179	150

## Runout Adjustable Flange Adapter 可调节精度法兰刀柄

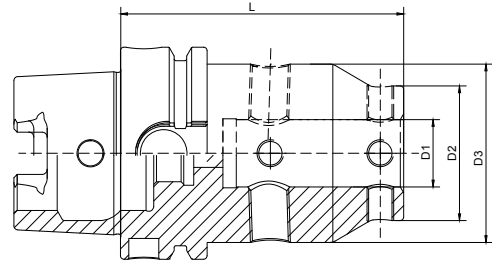
A ↗ ≤0.002	G Value G2.5	AD
---------------	-----------------	----



Size	HSK-A	D	L	G	G1
HSK40A-MOD060-060	40	60	60	M5	M8x1
HSK50A-MOD060-060	50	60	60	M5	M8x1
HSK50A-MOD070-060	50	70	60	M6	M8x1
HSK50A-MOD080-060	50	80	60	M6	M8x1
HSK63A-MOD060-060	63	60	60	M5	M8x1
HSK63A-MOD070-060	63	70	60	M6	M8x1
HSK63A-MOD080-060	63	80	60	M6	M8x1
HSK63A-MOD100-065	63	100	65	M8	M10x1
HSK63A-MOD117-065	63	117	65	M8	M10x1
HSK80A-MOD060-050	80	60	50	M5	M8x1
HSK80A-MOD070-060	80	70	60	M6	M8x1
HSK80A-MOD080-060	80	80	60	M6	M8x1
HSK80A-MOD100-065	80	100	65	M8	M10x1
HSK80A-MOD117-065	80	117	65	M8	M10x1
HSK80A-MOD140-075	80	140	75	M10	M10x1
HSK100A-MOD060-055	100	60	55	M5	M8x1
HSK100A-MOD070-055	100	70	55	M6	M8x1
HSK100A-MOD080-055	100	80	55	M6	M8x1
HSK100A-MOD100-065	100	100	65	M8	M10x1
HSK100A-MOD117-065	100	117	65	M8	M10x1
HSK100A-MOD140-075	100	140	75	M10	M10x1

**UM Adjustable Tool Holder**  
**UM 调零刀柄**

A ↗ ≤0.003	G Value G2.5	AD
---------------	-----------------	----



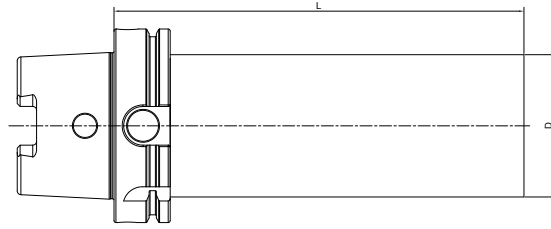
Size	D1	D2	D3	L
HSK50A-UM12-85	12	28	44.5	85
HSK50A-UM16-85	16	32	48	85
HSK50A-UM20-95	20	40	53	95
HSK50A-UM25-105	25	48	63	105
HSK50A-UM32-110	32	52	63	110
HSK63A-UM12-75	12	28	44.5	75
HSK63A-UM16-75	16	32	48	75
HSK63A-UM20-85	20	40	53	85
HSK63A-UM25-105	25	48	63	105
HSK63A-UM32-110	32	52	63	110
HSK100A-UM12-80	12	28	44.5	80
HSK100A-UM16-80	16	32	48	80
HSK100A-UM20-95	20	40	53	95
HSK100A-UM25-110	25	48	63	110
HSK100A-UM32-115	32	52	63	115

**HSK**



## Boring Bar Blank

### 基础柄




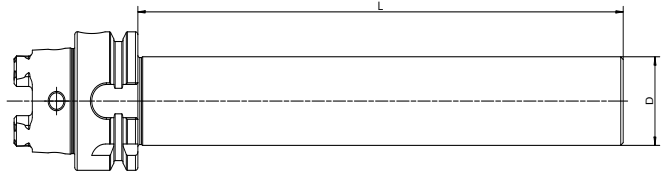
Size	D	L
HSK32A-34-100	34	100
HSK32A-34-200	34	200
HSK40A-40-100	40	100
HSK40A-40-200	40	200
HSK40A-63-150	63	150
HSK50A-53-100	53	100
HSK50A-53-200	53	200
HSK50A-83-175	83	175
HSK63A-63-100	63	100
HSK63A-63-200	63	200
HSK63A-102-200	102	200
HSK80A-83-100	83	100
HSK80A-83-200	83	200
HSK80A-127-200	127	200
HSK100A-102-100	102	100
HSK100A-102-200	102	200
HSK100A-127-200	127	200

Other sizes can be made by request.

**Usage:** used for special tools; taper and flange are hardened and grinded, soft blank side for later processing.

**Test Arbor**  
**主轴检测棒**

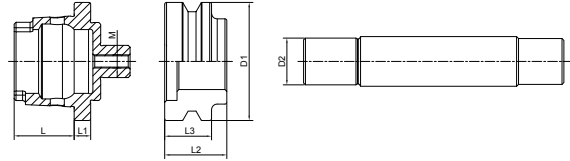
  $\leq 0.002$



Size	D	L
HSK32A-25-180	25	180
HSK40A-25-180	25	180
HSK50A-32-200	32	200
HSK63A-40-300	40	300
HSK80A-50-300	50	300
HSK100A-50-300	50	300

**HSK**

## Alignment Tool for ATC Arm 调整机械手用组合模具



Size	D1	D2	L	L1	L2	L3	M
HSK50A-ATC-25D	50	25	25	8	22	18	M6
HSK63A-ATC-30D	63	30	32	8	30	18	M8
HSK80A-ATC-35D	80	35	40	8	36	18	M10
HSK100A-ATC-40D	100	40	50	10	45	19	M10

### Usage:

- 1) Put the Taper to the machine Spindle
- 2) Install flange to the ATC arm
- 3) Insert Pin into the flange
- 4) Adjust ATC arm and make sure the pin front part into the flange completely

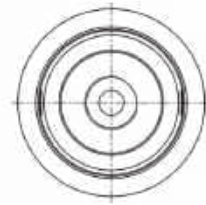
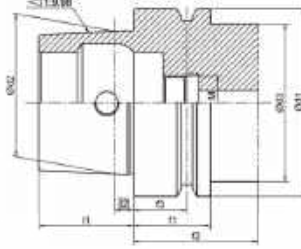
**TOOL HOLDERS**

---

**HSK-E**

## HSK-E Taper Standard

### HSK-E 锥柄标准



Size	d1	d2	d3	l1	l2	f1	f2	f3
HSK20E	20	15.203	16	10	2	8	16	3.5
HSK25E	25	19.006	20	13	2.5	10	20	4.5
HSK32E	32	24.007	26	16	3.2	20	35	16
HSK40E	40	30.007	34	20	4	20	35	16
HSK50E	50	38.009	42	25	5	26	42	18
HSK63E	63	48.010	53	32	6.3	26	42	18

**Taper standard:** DIN 69893; ISO 12164

**Material:** Alloyed case hardened steel

**Surface Treatment:** Blackening and Bright

**Taper tolerance:** <AT3

**Hardness:** HRC 58-62

**Carbon depth:** 0.8±0.2mm

**Surface Roughness:** Ra<0.005mm

**Balancing:** G6.3/15000; G2.5/25000

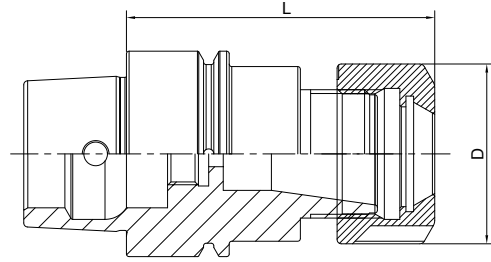
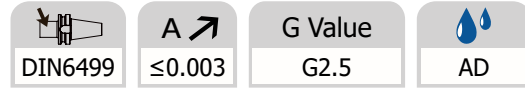
## HSK-E TOOLING SYSTEM HSK-E 工具系统目录

---

ER Collet Chuck.....	D.44
ER 弹簧夹头刀柄.....	D.44
ER Collet Chuck.....	D.45
ER 弹簧夹头刀柄.....	D.45
Face Mill Holder.....	D.46
面铣刀柄.....	D.46
End Mill Holder.....	D.48
侧固刀柄.....	D.48
Precision Drill Chuck Holder.....	D.49
精密钻夹头刀柄.....	D.49



## ER Collet Chuck ER 弹簧夹头刀柄

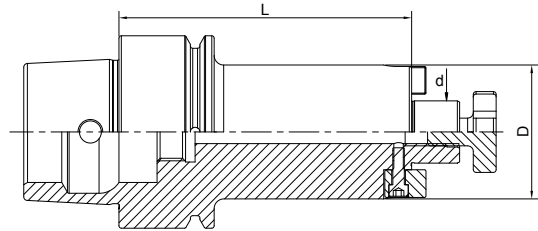


Size	D	L	Capacity
HSK25E-ER16M-52	22	52	1-10
HSK25E-ER16A-65	28	65	1-10
HSK25E-ER25-70	42	70	2-16
HSK32E-ER11M-60	16	60	1-7
HSK32E-ER16M-60	22	60	1-10
HSK32E-ER20M-60	28	60	1-13
HSK32E-ER16A-60	28	60	1-10
HSK32E-ER20A-60	34	60	1-13
HSK32E-ER25-85	42	85	2-16
HSK32E-ER32-95	50	95	2-20
HSK40E-ER16A-60	28	60	1-10
HSK40E-ER20A-60	34	60	1-13
HSK40E-ER25-75	42	75	2-16
HSK40E-ER32-100	50	100	2-20
HSK50E-ER16A-80	28	80	1-10
HSK50E-ER25-80	42	80	2-16
HSK50E-ER32-85	50	85	2-20
HSK50E-ER40-100	63	100	3-26
HSK63E-ER16A-75	28	75	1-10
HSK63E-ER25-80	42	80	2-16
HSK63E-ER32-90	50	90	2-20
HSK63E-ER40-120	63	120	3-26

**Face Mill Holder**  
**面铣刀柄**



DIN6499	A $\leq 0.005$	G Value G2.5	AD
---------	----------------	--------------	----

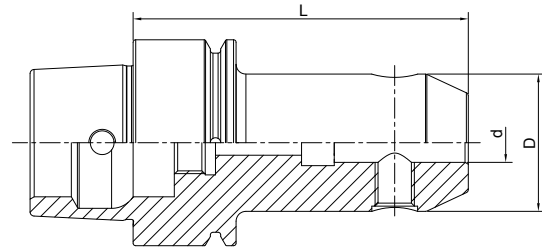
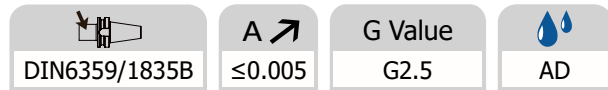


Size	d	D	L1
HSK32E-FMB16-50	16	38	50
HSK40E-FMB16-50	16	38	50
HSK40E-FMB22-50	22	48	50
HSK40E-FMB27-55	27	58	55
HSK50E-FMB16-50	16	38	50
HSK50E-FMB22-60	22	48	60
HSK50E-FMB27-60	27	58	60
HSK50E-FMB32-60	32	78	60
HSK63E-FMB16-50	16	38	50
HSK63E-FMB22-60	22	48	60
HSK63E-FMB27-60	27	58	60
HSK63E-FMB32-60	32	78	60
HSK63E-FMB40-60	40	88	60

**HSK**



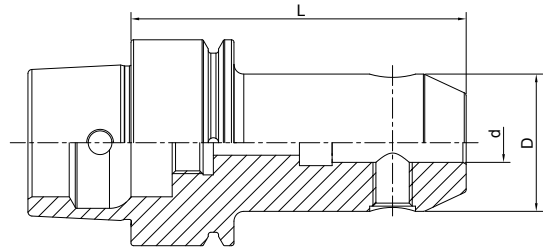
## End Mill Holder Weldon 侧固刀柄



Size	d	D	L1
HSK32E-SLA06-60	6	25	60
HSK32E-SLA08-60	8	28	60
HSK32E-SLA10-65	10	35	65
HSK40E-SLA06-60	6	25	60
HSK40E-SLA08-60	8	28	60
HSK40E-SLA10-60	10	35	60
HSK40E-SLA12-70	12	42	70
HSK40E-SLA14-75	14	44	75
HSK40E-SLA16-75	16	48	75
HSK40E-SLA20-75	20	52	75
HSK50E-SLA06-65	6	25	65
HSK50E-SLA08-65	8	28	65
HSK50E-SLA10-65	10	35	65
HSK50E-SLA12-80	12	42	80
HSK50E-SLA14-80	14	44	80
HSK50E-SLA16-80	16	48	80
HSK50E-SLA18-80	18	50	80
HSK50E-SLA20-80	20	52	80
HSK50E-SLA20-100	20	52	100
HSK50E-SLA25-102	25	65	102

**End Mill Holder Weldon**  
**侧固刀柄**

<b>DIN6359/1835B</b>	<b>A</b> ↗ <b>≤0.005</b>	<b>G Value</b> G2.5	<b>AD</b>
----------------------	--------------------------	------------------------	-----------



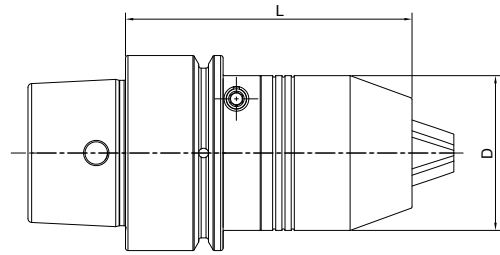
Size	d	D	L
HSK63E-SLA06-65	6	25	65
HSK63E-SLA08-65	8	28	65
HSK63E-SLA10-65	10	35	65
HSK63E-SLA12-80	12	42	80
HSK63E-SLA14-80	14	44	80
HSK63E-SLA16-80	16	48	80
HSK63E-SLA18-80	18	50	80
HSK63E-SLA20-80	20	52	80
HSK63E-SLA25-110	25	65	110
HSK63E-SLA32-110	32	72	110
HSK63E-SLA40-120	40	80	120

**HSK**

## Precision Drill Chuck Holder

### 精密钻夹头刀柄

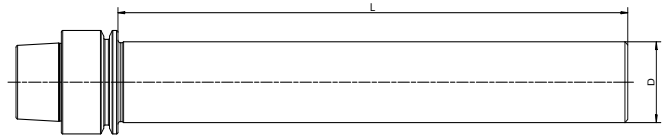

A ↗ ≤0.03	G Value G2.5	AD
--------------	-----------------	----



Size	D	L	Capacity
HSK25E-CPU1.5-42	20	42	0.2-1.5
HSK32E-CPU1.5-50	20	50	0.2-1.5
HSK40E-CPU1.5-50	20	50	0.2-1.5
HSK25E-CPU3-42	20	42	1.5-3
HSK32E-CPU3-50	20	50	1.5-3
HSK40E-CPU3-50	20	50	1.5-3

**HSK**

**Test Arbor**  
**主轴检测棒**



Size	D	L
HSK25E-20-150	20	150
HSK32E-25-180	25	180
HSK40E-25-180	25	180
HSK50E-32-200	32	200

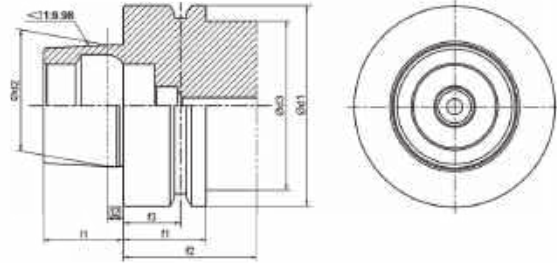
**TOOL HOLDERS**

---

**HSK-F**

## HSK-F Taper Standard

### HSK-F 锥柄标准



Size	d1	d2	d3	l1	l2	f1	f2	f3
HSK50F	50	30.007	42	20	4	26	42	18
HSK63F	63	38.009	53	25	5	26	42	18
HSK80F	80	48.010	68	32	6.3	26	42	18

**Taper standard:** DIN 69893; ISO 12164

**Material:** Alloyed case hardened steel

**Surface Treatment:** Blackening and Bright

**Taper tolerance:** <AT3

**Hardness:** HRC 58-62

**Carbon depth:** 0.8±0.2mm

**Surface Roughness:** Ra<0.005mm

**Balancing:** G6.3/15000; G2.5/25000

## HSK-F TOOLING SYSTEM

### HSK-F 工具系统目录

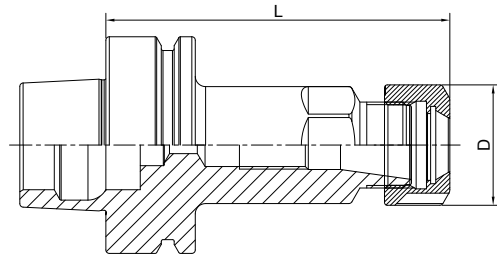
---

ER Collet Chuck.....	D.54
ER 弹簧夹头刀柄.....	D.54
OZ Collet Chuck.....	D.55
OZ 夹头刀柄.....	D.55
Face Mill Holder.....	D.56
面铣刀柄.....	D.56
End Mill Holder.....	D.57
侧固刀柄.....	D.57
Morse Taper Adapter.....	D.58
带扁尾莫氏刀柄.....	D.58
Boring Bar Blank.....	D.59
基础柄.....	D.59
Precision Drill Chuck Holder.....	D.60
精密钻夹头刀柄.....	D.60
Test Arbor.....	D.61
主轴检测棒.....	D.61

**HSK**

**ER Collet Chuck**  
**ER 弹簧夹头刀柄**

DIN6499	A $\leq 0.003$	G Value G2.5	AD
---------	----------------	-----------------	----



Size	D	L	Capacity
HSK40F-ER16A-60	28	60	1-10
HSK40F-ER25-60	42	60	2-16
HSK50F-ER25-70	42	70	2-16
HSK50F-ER32-80	50	80	2-20
HSK50F-ER40-80	63	80	3-26
HSK63F-ER16A-60	28	60	1-10
HSK63F-ER25-70	42	70	2-16
HSK63F-ER32-75	50	75	2-20
HSK63F-ER40-80	63	80	3-26
HSK63F-ER16A-100	28	100	1-10
HSK63F-ER25-100	42	100	2-16
HSK63F-ER32-100	50	100	2-20
HSK63F-ER40-100	63	100	3-26

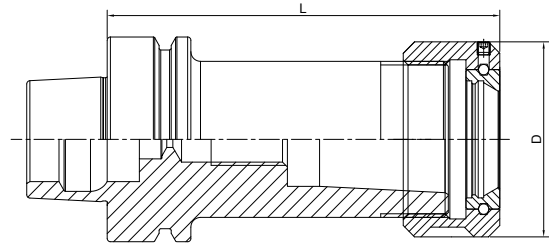
**HSK**



**OZ Collet Chuck**  
**OZ 夹头刀柄**



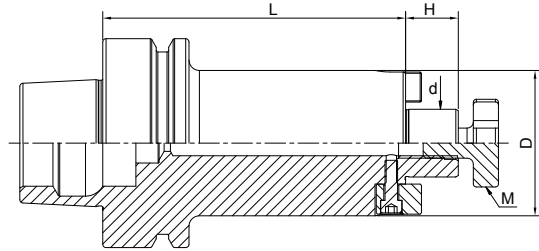
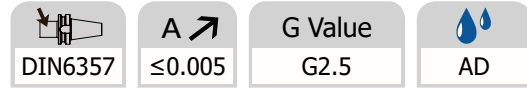
DIN6391	A $\leq 0.005$	G Value G2.5	AD
---------	----------------	--------------	----



Size	D	L	Capacity
HSK63F-OZ25-90	60	90	3-25

**HSK**

## Face Mill Holder 面铣刀柄


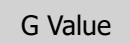



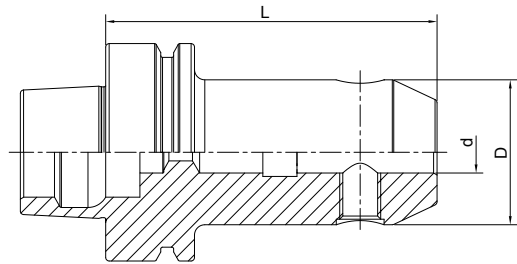
Size	d	D	L	H	M
HSK63F-FMB16-50	16	38	50	17	M8
HSK63F-FMB22-50	22	48	50	19	M10
HSK63F-FMB27-60	27	58	60	21	M12
HSK63F-FMB32-60	32	78	60	24	M16

**HSK**

**End Mill Holder Weldon**  
**侧固刀柄**



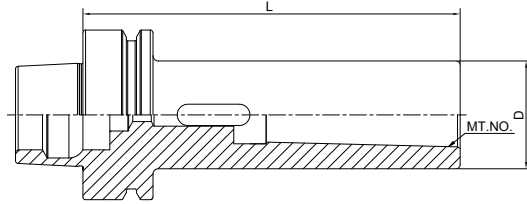
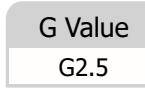
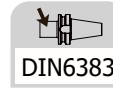
 DIN6359/1835B	 A $\nearrow$ $\leq 0.005$	 G Value G2.5	 AD
--	---	--	---



Size	d	D	L
HSK63F-SLA06-65	6	25	65
HSK63F-SLA08-65	8	28	65
HSK63F-SLA10-65	10	35	65
HSK63F-SLA12-80	12	42	80
HSK63F-SLA14-80	14	44	80
HSK63F-SLA16-80	16	48	80
HSK63F-SLA18-80	18	50	80
HSK63F-SLA20-80	20	52	80
HSK63F-SLA25-110	25	65	110
HSK63F-SLA32-110	32	72	110

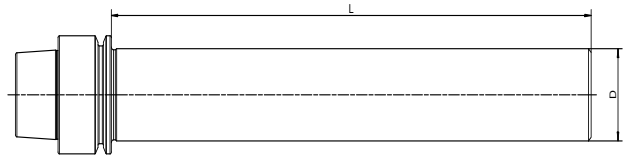
**HSK**

## Morse Taper Adapter with Tang 带扁尾莫氏刀柄



Size	MT.NO.	D	L
HSK63F-MTA1-100	1	25	100
HSK63F-MTA2-120	2	32	120
HAK63F-MTA3-140	3	40	140
HAK63F-MTA4-160	4	48	160

**Boring Bar Blank**  
基础柄



Size	D	L
HSK63F-40-300	40	300

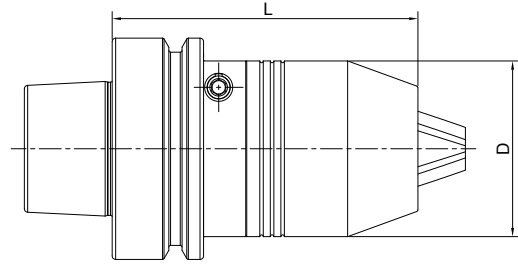
**HSK**

Other sizes can be made by request.

## Precision Drill Chuck Holder

### 精密钻夹头刀柄


 A ↗ ≤0.03	 G Value G2.5	 AD
------------------	---------------------	--------

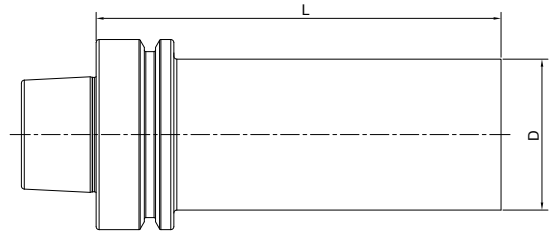


Size	D	L	Capacity
HSK63F-CPU13-100	50	100	1-13
HSK63F-CPU16-100	50	100	1-16

**HSK**

**Test Arbor**  
**主轴检测棒**

  $\leq 0.002$



Size	D	L
HSK63F-40-350	40	350

**HSK**

# NT

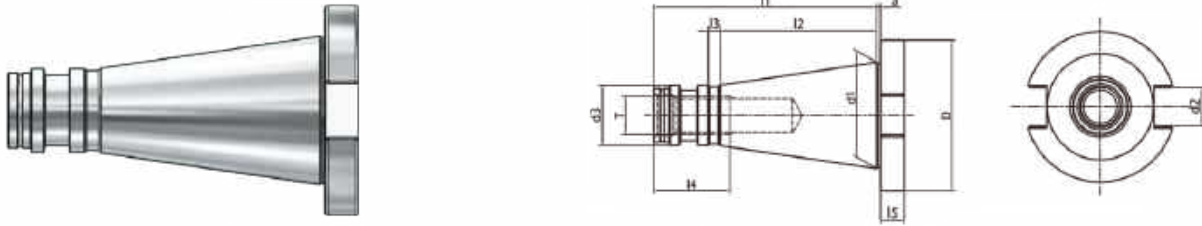
---

## TOOL HOLDERS



## NT Taper Standard

### NT 锥柄标准



Size	D	d1	d2	d3	a	l1	l2	l3	l4	l5	T
NT30	50	31.75	16.1	17.04	1.6	68.4	48.4	3	24	8	M12
NT40	63	44.45	16.1	24.92	1.6	93.4	65.4	5	32	10	M16
NT50	97.5	69.85	25.7	39.19	3.2	126.8	101.8	8	47	12	M24

**Taper standard:** DIN 2080

**Material:** Alloyed case hardened steel

**Surface Treatment:** Blackening and Bright

**Taper tolerance:** <AT3

**Hardness:** HRC 58-62

**Carbon depth:** 0.8±0.2mm

**Surface Roughness:** Ra<0.005mm

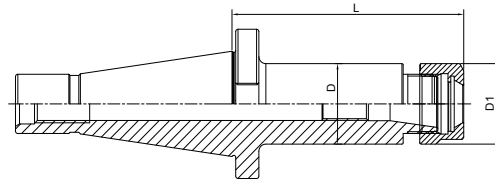
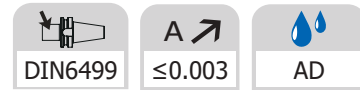
# NT TOOLING SYSTEM

## NT 工具系统

ER Collet Chuck.....	E.04
ER弹簧夹头刀柄 .....	E.04
Power Milling Chuck.....	E.06
强力铣刀柄 .....	E.06
OZ Collet Chuck.....	E.07
OZ夹头刀柄 .....	E.07
Face Mill Holder .....	E.08
面铣刀柄 .....	E.08
Combi Shell Mill Holder.....	E.09
混合插入式铣刀柄 .....	E.09
End Mill Holder.....	E.10
侧固刀柄 .....	E.10
Morse Taper Adapter.....	E.11
带扁尾莫氏刀柄 .....	E.11
Morse Taper Adapter .....	E.12
带螺纹孔莫氏刀柄 .....	E.12
Tool Holder Adatper Sleeve .....	E.13
转换刀柄.....	E.13
Drill Chuck Adapter.....	E.14
钻接杆 .....	E.14
APU Drill Chuck Holder .....	E.15
APU钻夹头刀柄.....	E.15
Quick Change Tapping Chuck .....	E.16
弹性快换攻丝刀柄 .....	E.15

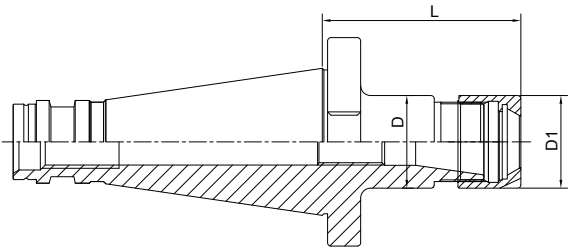
**NT**

## ER Collet Chuck ER 弹簧夹头刀柄



Size	D	D1	L	Capacity
NT30-ER16A-50	28	28	50	1-10
NT30-ER20A-50	34	34	50	1-13
NT30-ER25-50	42	42	50	2-16
NT30-ER32-50	40	50	50	2-20
NT30-ER40-80	50	63	80	4-26
NT40-ER16A-50 OTT	28	28	50	1-10
NT40-ER25-50 OTT	42	42	50	1-13
NT40-ER32-60 OTT	50	50	60	3-20
NT40-ER40-80 OTT	50	63	80	4-26
NT40-ER16A-100 OTT	28	28	100	1-10
NT40-ER20A-100 OTT	34	34	100	1-13
NT40-ER25-100 OTT	42	42	100	2-16
NT40-ER32-100 OTT	50	50	100	3-20
NT50-ER32-70 OTT	50	50	70	1-20
NT50-ER40-70 OTT	63	63	70	2-26
NT50-ER50-90 OTT	70	78	90	6-34
NT50-ER16A-100 OTT	28	28	100	1-10
NT50-ER20A-100 OTT	34	34	100	1-13
NT50-ER32-100 OTT	50	50	100	3-20
NT50-ER40-100 OTT	63	63	100	4-26

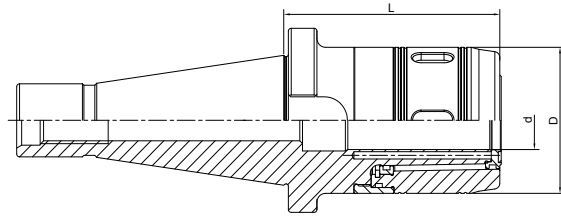
**ER Collet Chuck with Mini Nut**  
**ER 弹簧夹头刀柄**



Size	D	D1	L	Capacity
NT30-ER16M-70	22	22	70	1-10
NT30-ER20M-70	28	28	70	1-13
NT30-ER25M-70	35	35	70	2-16
NT40-ER16M-60 OTT	22	22	60	1-10
NT40-ER20M-60 OTT	28	28	60	1-13
NT40-ER25M-60 OTT	35	35	60	2-16

NT

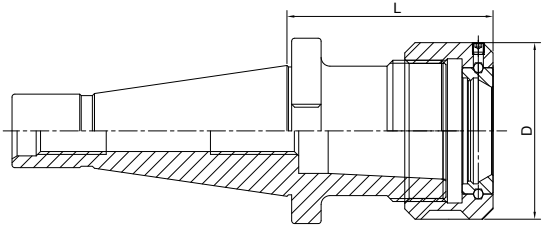
## Power Milling Chuck 强力铣刀柄



Size	d	D	L	Capacity	M
NT40-HC25-90	25	59	90	3-20; 25	M16
NT40-HC32-90	32	70	90	3-25; 32	M16
NT40-HC32-105	32	70	105	3-25; 32	M16
NT50-HC25-85	25	59	85	3-20; 25	M24
NT50-HC32-90	32	70	90	3-25; 32	M24
NT50-HC42-95	42	99	95	3-32; 42	M24
NT50-HC25-150	25	59	150	3-20; 25	M24
NT50-HC32-150	32	70	150	3-25; 32	M24
NT50-HC42-150	42	99	150	3-32; 42	M24



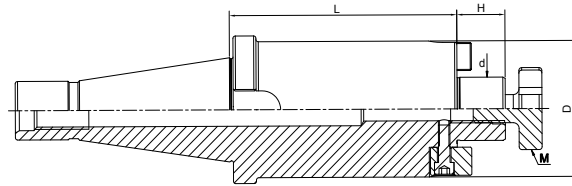
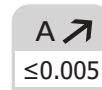
**OZ Collet Chuck**  
**OZ 夹头刀柄**



Size	D	L	Capacity
NT30-OZ16-50	43	50	2-16
NT30-OZ25-70	60	70	3-25
NT40-OZ16-70	43	70	2-16
NT40-OZ25-70	60	70	3-25
NT40-OZ32-80	72	80	6-32
NT50-OZ25-70	60	70	3-25
NT50-OZ32-80	72	80	6-32

NT

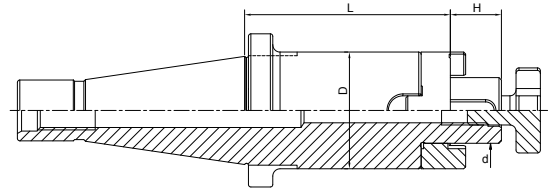
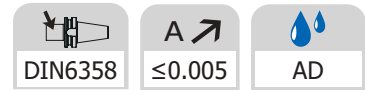
## Face Mill Holder 面铣刀柄



Size	d	D	L	H	M
NT30-FMB16-30	16	38	30	17	M8
NT30-FMB22-30	22	48	30	19	M10
NT30-FMB27-45	27	58	45	21	M12
NT30-FMB32-50	32	78	50	24	M16
NT40-FMB16-30	16	38	30	17	M8
NT40-FMB22-30	22	48	30	19	M10
NT40-FMB27-30	27	58	30	21	M12
NT40-FMB32-30	32	78	30	24	M16
NT40-FMB40-30	40	88	30	27	M16
NT50-FMB16-30	16	38	30	17	M8
NT50-FMB22-35	22	48	35	19	M10
NT50-FMB27-35	27	58	35	21	M12
NT50-FMB32-40	32	78	40	24	M16
NT50-FMB40-40	40	88	40	27	M16

**NT**


**Combi Shell Mill Holder**  
混合插入式铣刀柄

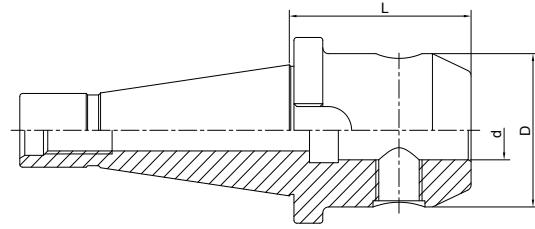
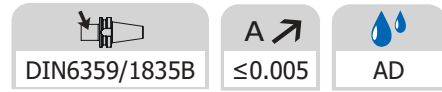


Size	d	D	L	L1
NT30-SEMC16-35	16	32	35	17
NT30-SEMC22-35	22	40	35	19
NT30-SEMC27-35	27	48	35	21
NT30-SEMC32-50	32	58	50	24
NT40-SEMC16-52	16	32	52	17
NT40-SEMC22-52	22	40	52	19
NT40-SEMC27-52	27	48	52	21
NT40-SEMC32-52	32	58	52	24
NT40-SEMC40-52	40	70	52	27
NT50-SEMC16-55	16	32	55	17
NT50-SEMC22-55	22	40	55	19
NT50-SEMC27-55	27	48	55	21
NT50-SEMC32-55	32	58	55	24
NT50-SEMC40-55	40	70	55	27

NT



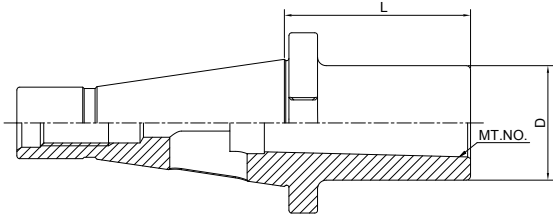
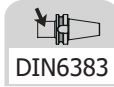
## End Mill Holder Weldon 侧固刀柄



Size	d	D	L
NT30-SLA6-40	6	25	40
NT30-SLA8-40	8	28	40
NT30-SLA10-40	10	35	40
NT30-SLA12-40	12	42	40
NT30-SLA16-50	16	48	50
NT30-SLA18-50	18	50	50
NT30-SLA20-63	20	52	63
NT40-SLA6-50	6	25	50
NT40-SLA8-50	8	28	50
NT40-SLA10-50	10	35	50
NT40-SLA12-50	12	42	50
NT40-SLA14-50	14	44	50
NT40-SLA16-63	16	48	63
NT40-SLA18-63	18	50	63
NT40-SLA20-63	20	52	63
NT40-SLA25-80	25	65	80
NT40-SLA32-80	32	72	80
NT40-SLA40-90	42	80	90
NT50-SLA6-63	6	25	63
NT50-SLA8-63	8	28	63
NT50-SLA10-63	10	35	63
NT50-SLA12-63	12	42	63
NT50-SLA14-63	14	44	63
NT50-SLA16-63	16	48	63
NT50-SLA18-63	18	50	63
NT50-SLA20-63	20	52	63
NT50-SLA25-80	25	65	80
NT50-SLA32-80	32	72	80
NT50-SLA40-90	40	80	90



**Morse Taper Adapter with Tang**  
**带扁尾莫氏刀柄**

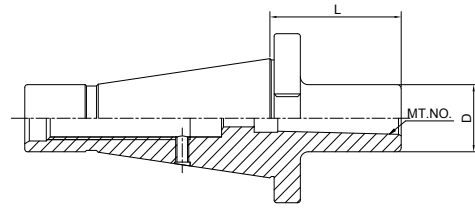
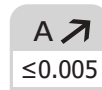


Size	MT.No.	L	D
NT30-MTA1-50	1	50	25
NT30-MTA2-50	2	50	32
NT30-MTA3-75	3	75	40
NT40-MTA1-50	1	50	25
NT40-MTA2-50	2	50	32
NT40-MTA3-65	3	65	40
NT40-MTA4-95	4	95	48
NT50-MTA1-45	2	45	25
NT50-MTA2-60	2	60	32
NT50-MTA3-65	3	65	40
NT50-MTA4-70	4	70	48
NT50-MTA5-105	5	105	63

NT



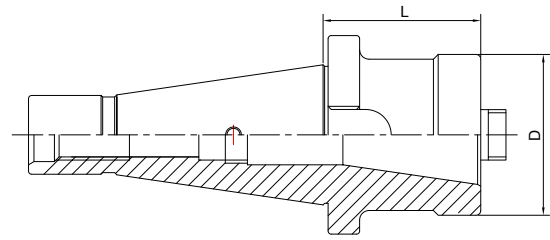
## Morse Taper Adapter with Drawbar 带螺纹孔莫氏刀柄



Size	MT.No.	L	D
NT30-MTB1-45	1	45	25
NT30-MTB2-60	2	60	32
NT30-MTB3-70	3	70	40
NT40-MTB1-50	1	50	25
NT40-MTB2-50	2	50	32
NT40-MTB3-65	3	65	40
NT40-MTB4-95	4	95	48
NT50-MTB1-60	2	60	25
NT50-MTB2-60	2	60	32
NT50-MTB3-65	3	65	40
NT50-MTB4-65	4	65	48
NT50-MTB5-120	5	120	63

**NT**


**Tool Holder Adatper Sleeve**  
**转换刀柄**

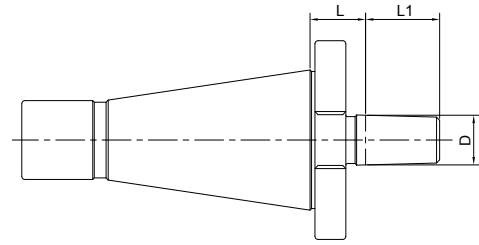

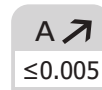
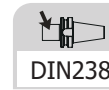


Size	D	L
NT40-NT30-50	51	50
NT40-NT40-100	63	100
NT50-NT40-50	70	50
NT50-NT50-125	97	125

NT



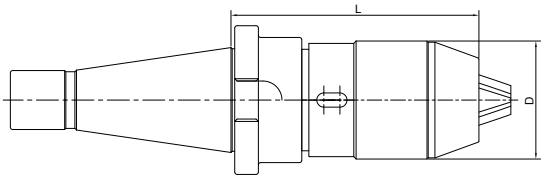
## Drill Chuck Adapter 钻接杆



Size	D	L	L1
NT30-B12	B12	15	18.5
NT30-B16	B16	17	24
NT40-B12	B12	18	18.5
NT40-B16	B16	18	24
NT40-B18	B18	18	32
NT50-B16	B16	20	24
NT50-B18	B18	20	32



**APU Drill Chuck Holder**  
**APU 钻夹头刀柄**

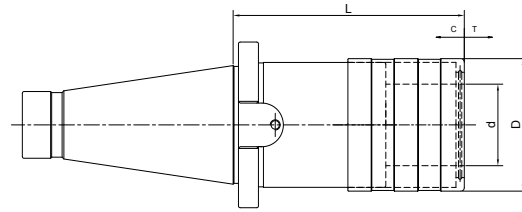


Size	D	L		Capacity
NT30-APU08-80	38	80	90	1-8
NT30-APU13-100	48	100	110	1-13
NT40-APU08-85	38	85	95	1-8
NT40-APU13-110	48	110	120	1-13
NT40-APU16-130	53	130	141	3-16
NT50-APU08-95	38	90	105	1-8
NT50-APU13-120	48	120	130	1-13
NT50-APU16-130	53	130	141	3-16

NT

## Quick Change Tapping Chuck with Length Compensation

### 弹性快换攻丝刀柄



Size	Collet Size	d	D	L	T	C
NT30-TC312-55	1	19	36	55	7.5	7.5
NT30-TC820-86	2	31	53	86	12.5	12.5
NT40-TC312-55	1	19	36	55	7.5	7.5
NT40-TC820-86	2	31	53	86	12.5	12.5
NT40-TC1433-132	3	48	78	132	22	22
NT50-TC312-62	1	19	36	62	7.5	7.5
NT50-TC820-90	2	31	53	90	12.5	12.5
NT50-TC1433-117	3	48	78	117	22	22

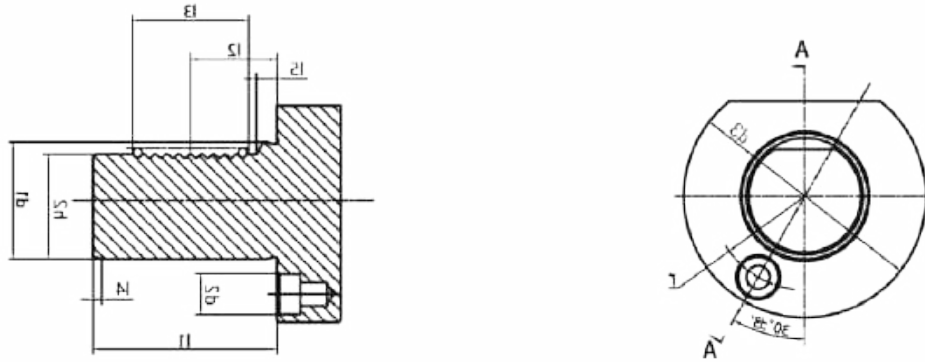
# **VDI**

## **TOOL HOLDERS**



**VDI Taper Standard**  
**VDI 锥柄标准**

DIN 69880



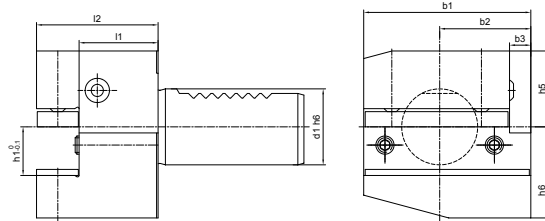
d1 H6	h1 max	d2	d3	h2 ±0.1	r ±0.02	l1 max	l2 ±0.05	l3 min	l4 max	l5
16	12	8	40	15.0	14.5	32	12.7	16	2	3.5
20	16	10	50	18.0	18.0	40	21.7	24	2	7.0
25	16	10	58	23.5	21.0	48	21.7	24	2	7.0
30	20	14	68	27.0	25.0	55	29.7	40	2	7.0
40	25	14	83	36.0	32.0	63	29.7	40	3	7.0
50	32	16	98	45.0	37.0	78	35.7	48	3	8.0
60	32	16	123	55	48	94	43.7	56	4	10
80	40	20	158	72	65	124	49.7	80	4	10

## VDI TOOLING SYSTEM VDI 工具系统

Radial Holder Form B1 .....	004
短型横向右刀夹.....	004
Radial Holder Form B2 .....	005
短型横向左刀夹.....	005
Radial Holder Form B3.....	006
短型横向反切右刀夹.....	006
Radial Holder Form B4.....	007
短型横向反切左刀夹 .....	007
Radial Holder Form B5.....	008
长型横向右刀夹.....	008
Radial Holder Form B6.....	009
长型横向左刀夹.....	009
Radial Holder Form B7.....	010
长型横向反切右刀夹 .....	010
Radial Holder Form B8.....	011
长型横向反切左刀夹.....	011
Axial Holder Form C1.....	012
纵向右刀夹 .....	012
Axial Holder Form C2 .....	013
纵向左刀夹 .....	013
Axial Holder Form C3 .....	014
纵向反切右刀夹.....	014
Axial Holder Form C4.....	015
纵向反切左刀夹.....	015
Rectangular Holder Form D1 .....	016
多座刀夹.....	016
Rectangular Holder Form D2 .....	017
多座反切刀夹 .....	017
Boring Holder Form E1.....	018
可转位浅孔钻刀夹 .....	018
Boring Holder Form E2 .....	021
镗孔刀夹 .....	021
OZ Collet Chuck Form E3 .....	026
OZ 刀柄 .....	026
ER Collet Chuck Form E4 .....	027
ER 刀柄 .....	027
Morse Taper Adapter Form F .....	028
带扁尾莫氏刀柄 .....	028
Rectangular Blank Form A1 .....	029
方形基础柄 .....	029
Round Blank Form .....	030
圆形基础柄 .....	030
Cuting Off Tool Holder Right Height Adjustable .....	031
短型横向切刀右刀夹 .....	031
Cuting Off Tool Holder Left Height Adjustable .....	032
短型横向切刀左刀夹 .....	032
Cuting Off Tool Holder Inverted Right Height Adjustable .....	033
短型横向切刀反切右刀夹 .....	033
Cuting Off Tool Holder Inverted Left Height Adjustable .....	034
短型横向切刀反切左刀夹 .....	034
Quick Change Tapping Chuck with Length Compensation .....	035
弹性快换攻丝刀柄 .....	035
Protection Plug Form Z2.....	036
保护塞 .....	036



## Radial Holder Form B1 Right, Short 短型横向右刀夹



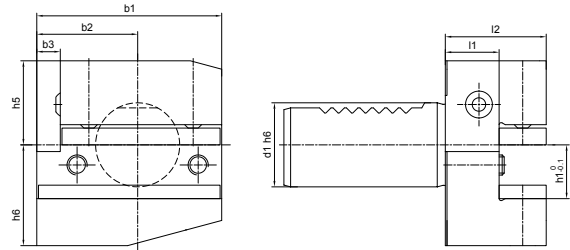
### Metric

Size	d1	b1	b2	b3	h1	h5	h6	l1	l2
B1-16x12x24	16	42	23	5	12	20	22	13	24
B1-16x12x34	16	42	23	5	12	20	22	23	34
B1-20x16x30	20	55	30	7	16/12	25	30	16	30
B1-20x16x40	20	55	30	7	16/12	25	30	26	40
B1-25x16x30	25	55	30	7	16/12	25	30	16	30
B1-25x16x40	25	55	30	7	16/12	25	30	26	40
B1-30x20x40	30	70	35	10	20/16	28	38	22	40
B1-30x20x60	30	70	35	10	20/16	28	38	42	60
B1-40x25x44	40	85	42.5	12.5	25/20	32.5	48	22	44
B1-50x32x55	50	100	50	16	32/25	35	60	30	55
B1-60x32x60	60	125	62.5	16	32/25	42.5	62.5	30	60
B1-80x40x75	80	160	80	20	40/32	55	80	40	75

### Inch

Size	d1	b1	b2	b3	h1	h5	h6	l1	l2
B1-20x5/8"x30	20	55	30	7	5/8"	25	30	16	30
B1-30x3/4"x40	30	70	35	10	3/4"	28	38	22	40
B1-40x1"x44	40	85	42.5	12.5	1"	32.5	48	22	44
B1-50x1-1/4"x55	50	100	50	16	1-1/4"	35	60	30	55
B1-60x1-1/4"x60	60	125	62.5	16	1-1/4"	42.5	62.5	30	60

## Radial Holder Form B2 Left, Short 短型横向左刀夹



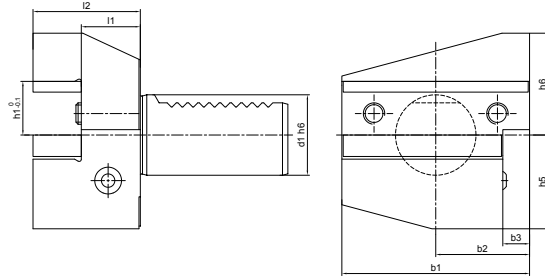
### Metric

Size	d1	b1	b2	b3	h1	h5	h6	l1	l2
B2-16x12x24	16	42	23	5	12	20	22	13	24
B2-16x12x34	16	42	23	5	12	20	22	23	34
B2-20x16x30	20	55	30	7	16/12	25	30	16	30
B2-20x16x40	20	55	30	7	16/12	25	30	26	40
B2-25x16x30	25	55	30	7	16/12	25	30	16	30
B2-25x16x40	25	55	30	7	16/12	25	30	26	40
B2-30x20x40	30	70	35	10	20/16	28	38	22	40
B2-30x20x60	30	70	35	10	20/16	28	38	42	60
B2-40x25x44	40	85	42.5	12.5	25/20	32.5	48	22	44
B2-50x32x55	50	100	50	16	32/25	35	60	30	55
B2-60x32x60	60	125	62.5	16	32/25	42.5	62.5	30	60
B2-80x40x75	80	160	80	20	40/32	55	80	40	75

### Inch

Size	d1	b1	b2	b3	h1	h5	h6	l1	l2
B2-20x5/8"x30	20	55	30	7	5/8"	25	30	16	30
B2-30x3/4"x40	30	70	35	10	3/4"	28	38	22	40
B2-30x3/4"x100	30	70	35	10	3/4"	28	38	42	100
B2-40x1"x44	40	85	42.5	12.5	1"	32.5	48	22	44
B2-50x1-1/4"x55	50	100	50	16	1-1/4"	35	60	30	55
B2-60x1-1/4"x60	60	125	62.5	16	1-1/4"	42.5	62.5	30	60

## Radial Holder Form B3 Inverted Right, Short 短型横向反切右刀夹



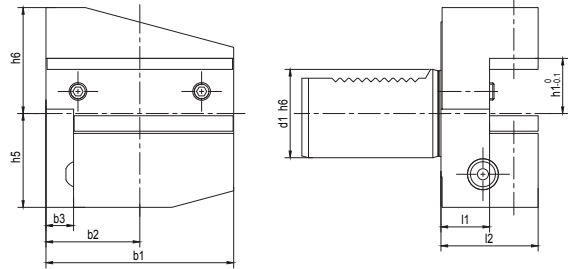
### Metric

Size	d1	b1	b2	b3	h1	h5	h6	l1	l2
B3-16x12x24	16	42	23	5	12	20	22	13	24
B3-16x12x34	16	42	23	5	12	20	22	23	34
B3-20x16x30	20	55	30	7	16/12	25	30	16	30
B3-20x16x40	20	55	30	7	16/12	25	30	26	40
B3-25x16x30	25	55	30	7	16/12	25	30	16	30
B3-25x16x40	25	55	30	7	16/12	25	30	26	40
B3-30x20x40	30	70	35	10	20/16	35	38	22	40
B3-30x20x60	30	70	35	10	20/16	35	38	42	60
B3-40x25x44	40	85	42.5	12.5	25/20	42.5	48	22	44
B3-50x32x55	50	100	50	16	32/25	50	60	30	55
B3-60x32x60	60	125	62.5	16	32/25	62.5	62.5	30	60
B3-80x40x75	80	160	80	20	40/32	80	80	40	75

### Inch

Size	d1	b1	b2	b3	h1	h5	h6	l1	l2
B3-20x5/8"x30	20	55	30	7	5/8"	25	30	16	30
B3-30x3/4"x40	30	70	35	10	3/4"	35	38	22	40
B3-40x1"x44	40	85	42.5	12.5	1"	42.5	48	22	44
B3-50x1-1/4"x55	50	100	50	16	1-1/4"	50	60	30	55
B3-60x1-1/4"x60	60	125	62.5	16	1-1/4"	62.5	62.5	30	60

## Radial Holder Form B4 Inverted Left, Short 短型横向反切左刀夹



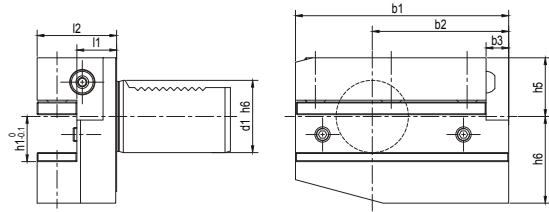
### Metric

Size	d1	b1	b2	b3	h1	h5	h6	l1	l2
B4-16x12x24	16	42	23	5	12	20	22	13	24
B4-16x12x34	16	42	23	5	12	20	22	23	34
B4-20x16x30	20	55	30	7	16/12	25	30	16	30
B4-20x16x40	20	55	30	7	16/12	25	30	26	40
B4-25x16x30	25	55	30	7	16/12	25	30	16	30
B4-25x16x40	25	55	30	7	16/12	25	30	26	40
B4-30x20x40	30	70	35	10	20/16	35	38	22	40
B4-30x20x60	30	70	35	10	20/16	35	38	42	60
B4-40x25x44	40	85	42.5	12.5	25/20	42.5	48	22	44
B4-50x32x55	50	100	50	16	32/25	50	60	30	55
B4-60x32x60	60	125	62.5	16	32/25	62.5	62.5	30	60
B4-80x40x75	80	160	80	20	40/32	80	80	40	75

### Inch

Size	d1	b1	b2	b3	h1	h5	h6	l1	l2
B4-20x5/8"x30	20	55	30	7	5/8"	25	30	16	30
B4-30x3/4"x40	30	70	35	10	3/4"	35	38	22	40
B4-40x1"x44	40	85	42.5	12.5	1"	42.5	48	22	44
B4-50x1-1/4"x55	50	100	50	16	1-1/4"	50	60	30	55
B4-60x1-1/4"x60	60	125	62.5	16	1-1/4"	62.5	62.5	30	60

## Radial Holder Form B5 Right, Long 长型横向右刀夹



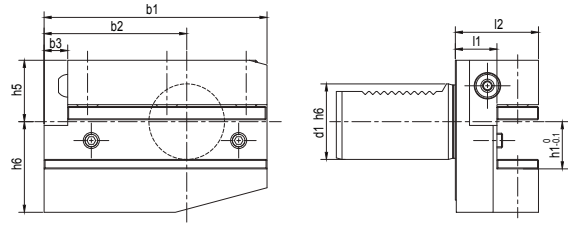
### Metric

Size	d1	b1	b2	b3	h1	h5	h6	l1	l2
B5-16x12x24	16	58	39	5	12	20	22	13	24
B5-16x12x34	16	58	39	5	12	20	22	23	34
B5-20x16x30	20	75	50	7	16/12	25	30	16	30
B5-20x16x40	20	75	50	7	16/12	25	30	26	40
B5-25x16x30	25	75	50	7	16/12	25	30	16	30
B5-25x16x40	25	75	50	7	16/12	25	30	26	40
B5-30x20x40	30	100	65	10	20/16	28	38	22	40
B5-30x20x60	30	100	65	10	20/16	28	38	42	60
B5-40x25x44	40	118	75.5	12.5	25/20	32.5	48	22	44
B5-50x32x55	50	130	80	16	32/25	35	60	30	55
B5-60x32x60	60	145	82.5	16	32/25	42.5	62.5	30	60
B5-80x40x75	80	190	110	20	40/32	55	80	40	75

### Inch

Size	d1	b1	b2	b3	h1	h5	h6	l1	l2
B5-20x5/8"x30	20	75	50	7	5/8"	25	30	16	30
B5-30x3/4"x40	30	100	65	10	3/4"	28	38	22	40
B5-40x1"x44	40	118	75.5	12.5	1"	32.5	48	22	44
B5-50x1-1/4"x55	50	130	80	16	1-1/4"	35	60	30	55
B5-60x1-1/4"x60	60	145	82.5	16	1-1/4"	42.5	62.5	30	60

## Radial Holder Form B6 Left, Long 长型横向左刀夹



### Metric

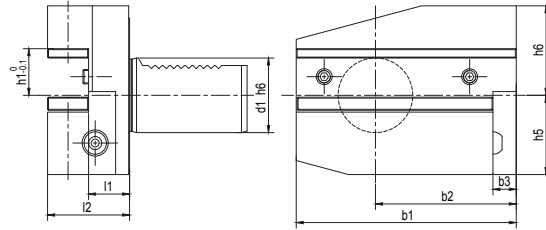
Size	d1	b1	b2	b3	h1	h5	h6	l1	l2
B6-16x12x24	16	58	39	5	12	20	22	13	24
B6-16x12x34	16	58	39	5	12	20	22	23	34
B6-20x16x30	20	75	50	7	16/12	25	30	16	30
B6-20x16x40	20	75	50	7	16/12	25	30	26	40
B6-25x16x30	25	75	50	7	16/12	25	30	16	30
B6-25x16x40	25	75	50	7	16/12	25	30	26	40
B6-30x20x40	30	100	65	10	20/16	28	38	22	40
B6-30x20x60	30	100	65	10	20/16	28	38	42	60
B6-40x25x44	40	118	75.5	12.5	25/20	32.5	48	22	44
B6-50x32x55	50	130	80	16	32/25	35	60	30	55
B6-60x32x60	60	145	82.5	16	32/25	42.5	62.5	30	60
B6-80x40x75	80	190	110	20	40/32	55	80	40	75

### Inch

Size	d1	b1	b2	b3	h1	h5	h6	l1	l2
B6-20x5/8"x30	20	75	50	7	5/8"	25	30	16	30
B6-30x3/4"x40	30	100	65	10	3/4"	28	38	22	40
B6-40x1"x44	40	118	75.5	12.5	1"	32.5	48	22	44
B6-50x1-1/4"x55	50	130	80	16	1-1/4"	35	60	30	55
B6-60x1-1/4"x60	60	145	82.5	16	1-1/4"	42.5	62.5	30	60



## Radial Holder Form B7 Inverted Right, Long 长型横向反切右刀夹



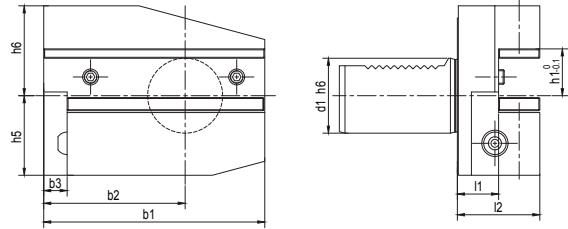
### Metric

Size	d1	b1	b2	b3	h1	h5	h6	l1	l2
B7-16x12x24	16	58	39	5	12	20	22	13	24
B7-16x12x34	16	58	39	5	12	20	22	23	34
B7-20x16x30	20	75	50	7	16/12	25	30	16	30
B7-20x16x40	20	75	50	7	16/12	25	30	26	40
B7-25x16x30	25	75	50	7	16/12	25	30	16	30
B7-25x16x40	25	75	50	7	16/12	25	30	26	40
B7-30x20x40	30	100	65	10	20/16	35	38	22	40
B7-30x20x60	30	100	65	10	20/16	35	38	42	60
B7-40x25x44	40	118	75.5	12.5	25/20	42.5	48	22	44
B7-50x32x55	50	130	80	16	32/25	50	60	30	55
B7-60x32x60	60	145	82.5	16	32/25	62.5	62.5	30	60
B7-80x40x75	80	190	110	20	40/32	80	80	40	75

### Inch

Size	d1	b1	b2	b3	h1	h5	h6	l1	l2
B7-20x5/8"x30	20	75	50	7	5/8"	25	30	16	30
B7-30x3/4"x40	30	100	65	10	3/4"	35	38	22	40
B7-40x1"x44	40	118	75.5	12.5	1"	42.5	48	22	44
B7-50x1-1/4" x55	50	130	80	16	1-1/4"	50	60	30	55
B7-60x1-1/4" x60	60	145	82.5	16	1-1/4"	62.5	62.5	30	60

## Radial Holder Form B8 Inverted Left, Long 长型横向反切左刀夹



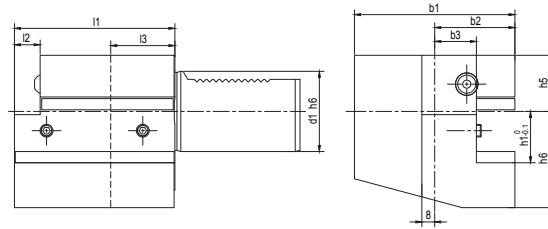
### Metric

Size	d1	b1	b2	b3	h1	h5	h6	l1	l2
B8-16x12x24	16	58	39	5	12	20	22	13	24
B8-16x12x34	16	58	39	5	12	20	22	23	34
B8-20x16x30	20	75	50	7	16/12	25	30	16	30
B8-20x16x40	20	75	50	7	16/12	25	30	26	40
B8-25x16x30	25	75	50	7	16/12	25	30	16	30
B8-25x16x40	25	75	50	7	16/12	25	30	26	40
B8-30x20x40	30	100	65	10	20/16	35	38	22	40
B8-30x20x60	30	100	65	10	20/16	35	38	42	60
B8-40x25x44	40	118	75.5	12.5	25/20	42.5	48	22	44
B8-50x32x55	50	130	80	16	32/25	50	60	30	55
B8-60x32x60	60	145	82.5	16	32/25	62.5	62.5	30	60
B8-80x40x75	80	190	110	20	40/32	80	80	40	75

### Inch

Size	d1	b1	b2	b3	h1	h5	h6	l1	l2
B8-20x5/8"x30	20	75	50	7	5/8"	25	30	16	30
B8-30x3/4"x40	30	100	65	10	3/4"	35	38	22	40
B8-40x1"x44	40	118	75.5	12.5	1"	42.5	48	22	44
B8-50x1-1/4" x55	50	130	80	16	1-1/4"	50	60	30	55
B8-60x1-1/4" x60	60	145	82.5	16	1-1/4"	62.5	62.5	30	60

## Axial Holder Form C1 Right 纵向右刀夹



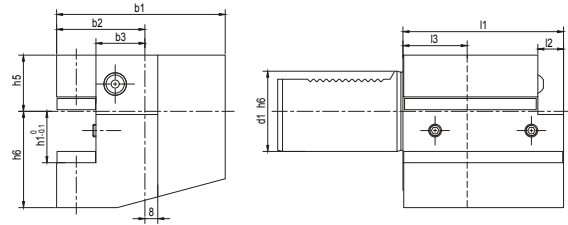
### Metric

Size	d1	b1	b2	b3	h1	h5	h6	l1	l2	l3
C1-16x12x44	16	43	24	13	12	20	22	44	5	20
C1-20x16x50	20	65	40	26	16/12	25	30	50	-	30
C1-20x16x55	20	52	27	13	16/12	25	30	55	7	30
C1-25x16x55	25	58	33	19	16/12	25	30	55	7	20
C1-30x20x70	30	70	35	17	20/16	28	38	70	10	30
C1-40x25x85	40	85	42.5	21	25/20	32.5	48	85	12.5	30
C1-50x32x100	50	100	50	26	32/25	35	60	100	16	40
C1-60x32x125	60	125	62.5	33	32/25	42.5	62.5	125	16	40
C1-80x40x160	80	160	80	42	40/32	55	80	160	20	40

### Inch

Size	d1	b1	b2	b3	h1	h5	h6	l1	l2	l3
C1-20x5/8"x50	20	65	40	26	5/8"	25	30	50	-	30
C1-30x3/4"x70	30	70	35	17	3/4"	28	38	70	10	30
C1-40x1"x85	40	85	42.5	21	1"	32.5	48	85	12.5	30
C1-50x1-1/4" x100	50	100	50	26	1-1/4"	35	60	100	16	40
C1-60x1-1/4" x125	60	125	62.5	33	1-1/4"	42.5	62.5	125	16	40

## Axial Holder Form C2 Left 纵向左刀夹



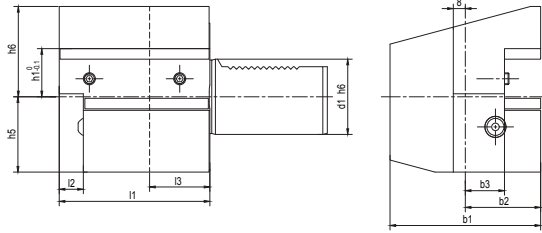
### Metric

Size	d1	b1	b2	b3	h1	h5	h6	l1	l2	l3
C2-16x12x44	16	43	24	13	12	20	22	44	5	20
C2-20x16x50	20	65	40	26	16/12	25	30	50	-	30
C2-25x16x55	25	58	33	19	16/12	25	30	55	7	20
C2-30x20x70	30	76	41	23	20/16	28	38	70	10	30
C2-40x25x85	40	90	47.5	25.5	25/20	32.5	48	85	12.5	30
C2-50x32x100	50	105	55	30.5	32/25	35	60	100	16	40
C2-60x32x125	60	125	62.5	33	32/25	42.5	62.5	125	16	40
C2-80x40x160	80	160	78	42	40/32	55	80	160	20	40

### Inch

Size	d1	b1	b2	b3	h1	h5	h6	l1	l2	l3
C2-20x5/8"x50	20	65	40	26	5/8"	25	30	50	-	30
C2-30x3/4"x70	30	76	41	23	3/4"	28	38	70	10	30
C2-40x1"x85	40	90	47.5	25.5	1"	32.5	48	85	12.5	30
C2-50x1-1/4" x100	50	105	55	30.5	1-1/4"	35	60	100	16	40
C2-60x1-1/4" x125	60	125	62.5	33	1-1/4"	42.5	62.5	125	16	40

## Axial Holder Form C3 Inverted Right 纵向反切右刀夹



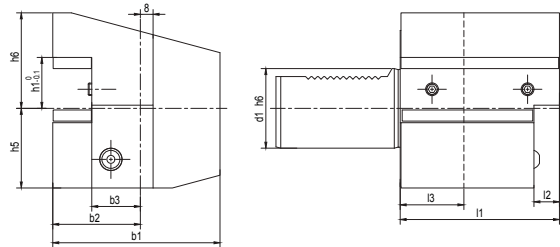
### Metric

Size	d1	b1	b2	b3	h1	h5	h6	l1	l2	l3
C3-16x12x44	16	43	24	13	12	20	22	44	5	20
C3-20x16x50	20	65	40	26	16/12	25	30	50	-	30
C3-20x16x55	20	52	27	13	16/12	25	30	55	7	30
C3-25x16x55	25	58	33	19	16/12	25	30	55	7	20
C3-30x20x70	30	70	35	17	20/16	35	38	70	10	30
C3-40x25x85	40	85	42.5	21	25/20	42.5	48	85	12.5	30
C3-50x32x100	50	100	50	26	32/25	50	60	100	16	40
C3-60x32x125	60	125	62.5	33	32/25	62.5	62.5	125	16	40
C3-80x40x160	80	160	80	42	40/32	80	80	160	20	40

### Inch

Size	d1	b1	b2	b3	h1	h5	h6	l1	l2	l3
C3-20x5/8"x50	20	65	40	26	5/8"	25	30	50	-	30
C3-30x3/4"x70	30	70	35	17	3/4"	35	38	70	10	30
C3-40x1"x85	40	85	42.5	21	1"	42.5	48	85	12.5	30
C3-50x1-1/4"x100	50	100	50	26	1-1/4"	50	60	100	16	40
C3-60x1-1/4"x125	60	125	62.5	33	1-1/4"	62.5	62.5	125	16	40

## Axial Holder Form C4 Inverted Left 纵向反切左刀夹



### Metric

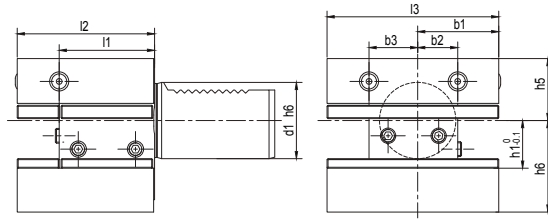
Size	d1	b1	b2	b3	h1	h5	h6	l1	l2	l3
C4-16x12x44	16	43	24	13	12	20	22	44	5	20
C4-20x16x50	20	65	40	26	16/12	25	30	50	-	30
C4-25x16x55	25	58	33	19	16/12	25	30	55	7	20
C4-30x20x70	30	76	41	23	20/16	35	38	70	10	30
C4-40x25x85	40	90	47.5	25.5	25/20	42.5	48	85	12.5	30
C4-50x32x100	50	105	55	30.5	32/25	50	60	100	16	40
C4-60x32x125	60	125	62.5	33	32/25	62.5	62.5	125	16	40
C4-80x40x160	80	160	78	42	40/32	80	80	160	20	40

### Inch

Size	d1	b1	b2	b3	h1	h5	h6	l1	l2	l3
C4-20x5/8"x50	20	65	40	26	5/8"	25	30	50	-	30
C4-30x3/4"x70	30	76	41	23	3/4"	35	38	70	10	30
C4-40x1"x85	40	90	47.5	25.5	1"	42.5	48	85	12.5	30
C4-50x1-1/4"x100	50	105	55	30.5	1-1/4"	50	60	100	16	40
C4-60x1-1/4"x125	60	125	62.5	33	1-1/4"	62.5	62.5	125	16	40

## Rectangular Holder with Multiple Seats Form D1

### 多座刀夹



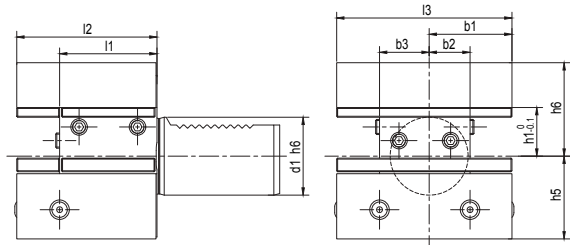
#### Metric

Size	d1	b1	b2	b3	h1	h5	h6	l1	l2	l3
D1-25x16x48	25	33	19	19	16/12	25	30	34	48	66
D1-30x20x60	30	35	17	23	20/16	28	38	42	60	76
D1-40x25x72	40	42.5	21	25.5	25/20	32.5	48	50	72	90
D1-50x32x85	50	50	26	30.5	32/25	35	60	60	85	105
D1-60x32x110	60	57.5	33	33	32/25	42.5	62.5	85	110	115
D1-80x40x140	80	76	42	42	40/32	55	80	105	140	152

#### Inch

Size	d1	b1	b2	b3	h1	h5	h6	l1	l2	l3
D1-30x3/4"x60	30	35	17	23	3/4"	28	38	42	60	76
D1-40x1"x72	40	42.5	21	25.5	1"	32.5	48	50	72	90
D1-50x1-1/4" x85	50	50	26	30.5	1-1/4"	35	60	60	85	105
D1-60x1-1/4" x110	60	57.5	33	33	1-1/4"	42.5	62.5	85	110	115

## Rectangular Holder with Multiple Seats Form D2 Inverted 多座反切刀夹



### Metric

Size	d1	b1	b2	b3	h1	h5	h6	l1	l2	l3
D2-25x16x48	25	33	19	19	16/12	25	30	34	48	66
D2-30x20x60	30	35	17	23	20/16	35	38	42	60	76
D2-40x25x72	40	42.5	21	25.5	25/20	42.5	48	50	72	90
D2-50x32x85	50	50	26	30.5	32/25	50	60	60	85	105
D2-60x32x110	60	57.5	33	33	32/25	62.5	62.5	85	110	115
D2-80x40x140	80	76	42	42	40/32	80	80	105	140	152

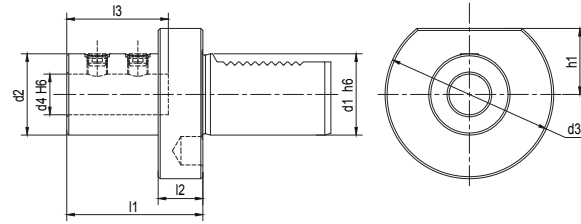
### Inch

Size	d1	b1	b2	b3	h1	h5	h6	l1	l2	l3
D2-30x3/4"x60	30	35	17	23	3/4"	35	38	42	60	76
D2-40x1"x72	40	42.5	21	25.5	1"	42.5	48	50	72	90
D2-50x1-1/4" x85	50	50	26	30.5	1-1/4"	50	60	60	85	105
D2-60x1-1/4" x110	60	57.5	33	33	1-1/4"	62.5	62.5	85	110	115



## Boring Holder for Indexable Insert Drill Form E1

### 可转位浅孔钻刀夹

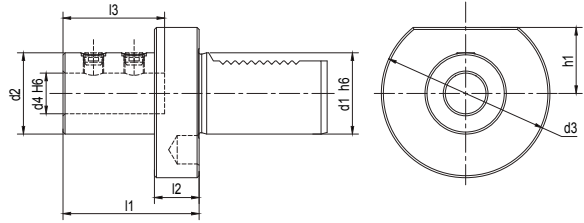


#### Metric

Size	d1	d2	d3	d4	h1	l1	l2	l3
E1-20x16	20	36	50	16	-	67	18	54
E1-20x20	20	40	50	20	-	67	18	54
E1-20x25	20	45	50	25	-	71	18	59
E1-25x16	25	36	58	16	28	67	18	54
E1-25x20	25	40	58	20	28	67	18	54
E1-25x25	25	45	58	25	28	71	18	59
E1-25x32	25	52	58	32	28	75	18	63
E1-30x16	30	36	68	16	28	67		54
E1-30x20	30	40	68	20	28	67	22	54
E1-30x25	30	45	68	25	28	71	22	59
E1-30x32	30	52	68	32	28	75	22	63
E1-30x40	30	65	68	40	28	90	22	73
							22	
E1-40x16	40	36	83	16	32.5	67		54
E1-40x20	40	40	83	20	32.5	67	22	54
E1-40x25	40	45	83	25	32.5	75	22	59
E1-40x32	40	52	83	32	32.5	75	22	63
E1-40x40	40	65	83	40	32.5	90	22	73
E1-40x50	40	75	83	50	32.5	100	22	83

22

## Boring Holder for Indexable Insert Drill Form E1 可转位浅孔钻刀夹

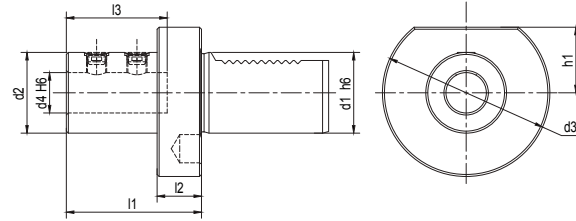


### Metric

Size	d1	d2	d3	d4	h1	l1	l2	l3
E1-50x16	50	36	98	16	35	80	30	54
E1-50x20	50	40	98	20	35	67	30	54
E1-50x25	50	45	98	25	35	80	30	59
E1-50x32	50	52	98	32	35	80	30	63
E1-50x40	50	65	98	40	35	90	30	73
E1-50x50	50	75	98	50	35	100	30	83
E1-60x16	60	36	123	16	42.5	80	30	54
E1-60x20	60	40	123	20	42.5	80	30	54
E1-60x25	60	45	123	25	42.5	80	30	59
E1-60x32	60	52	123	32	42.5	80	30	63
E1-60x40	60	65	123	40	42.5	90	30	73
E1-60x50	60	75	123	50	42.5	100	30	83
E1-80x20	80	40	158	20	55	80	30	54
E1-80x25	80	45	158	25	55	80	30	59
E1-80x32	80	52	158	32	55	80	30	63
E1-80x40	80	65	158	40	55	90	30	73
E1-80x50	80	75	158	50	55	100	30	83

## Boring Holder for Indexable Insert Drill Form E1

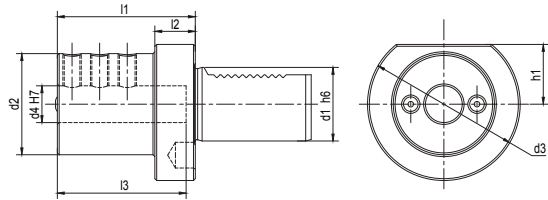
### 可转位浅孔钻刀夹



Inch

Size	d1	d2	d3	d4	h1	l1	l2	l3
E1-20x3/4"	20	40	50	3/4"	23	67	18	54
E1-20x1"	20	45	50	1"	23	71	18	59
E1-30x3/4"	30	40	68	3/4"	28	67	22	54
E1-30x1"	30	45	68	1"	28	71	22	59
E1-30x1-1/4"	30	52	68	1-1/4"	28	75	22	63
E1-40x5/8"	40	36	83	5/8"	32.5	67	22	54
E1-40x3/4"	40	40	83	3/4"	32.5	67	22	54
E1-40x1"	40	45	83	1"	32.5	75	22	59
E1-40x1-1/4"	40	52	83	1-1/4"	32.5	75	22	63
E1-40x1-1/2"	40	65	83	1-1/2"	32.5	90	22	73
E1-50x3/4"	50	40	98	3/4"	35	67	30	54
E1-50x1"	50	45	98	1"	35	80	30	59
E1-50x1-1/4"	50	52	98	1-1/4"	35	80	30	63
E1-50x1-1/2"	50	65	98	1-1/2"	35	90	30	73
E1-50x2"	50	75	98	2"	35	100	30	83

## Boring Holder Form E2 镗孔刀夹

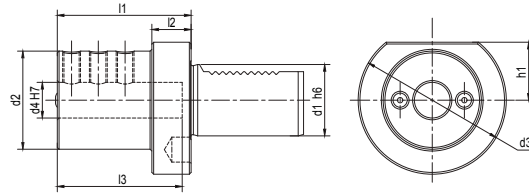


### Metric

Size	d1	d2	d3	d4	h1	l1	l2	l3
E2-16x6	16	32	40	6	18	44	13	34
E2-16x8	16	32	40	8	18	44	13	34
E2-16x10	16	32	40	10	18	44	13	34
E2-16x12	16	40	40	12	18	44	13	34
E2-16x16	16	40	40	16	18	44	13	34
E2-20x6	20	40	50	6	23	50	18	42
E2-20x8	20	40	50	8	23	50	18	42
E2-20x10	20	40	50	10	23	50	18	42
E2-20x12	20	40	50	12	23	50	18	42
E2-20x16	20	40	50	16	23	50	18	42
E2-20x20	20	45	50	20	23	50	18	41
E2-20x25	20	50	50	25	23	60	18	51
E2-25x8	25	40	58	8	25	50	18	41
E2-25x10	25	40	58	10	25	50	18	41
E2-25x12	25	40	58	12	25	50	18	41
E2-25x16	25	40	58	16	25	50	18	41
E2-25x20	25	58	58	20	25	50	18	41
E2-25x25	25	58	58	25	25	60	18	51
E2-25x32	25	58	58	32	25	75	18	62

## Boring Holder Form E2

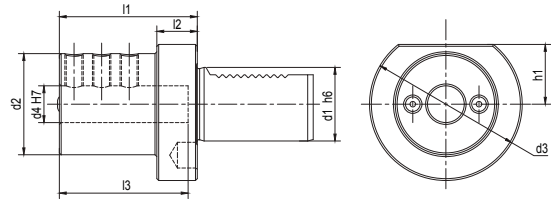
### 镗孔刀夹



### Metric

Size	d1	d2	d3	d4	h1	l1	l2	l3
E2-30x6	30	55	68	6	28	60	22	43
E2-30x8	30	55	68	8	28	60	22	43
E2-30x10	30	55	68	10	28	60	22	43
E2-30x12	30	55	68	12	28	60	22	43
E2-30x16	30	55	68	16	28	60	22	54
E2-30x20	30	55	68	20	28	60	22	54
E2-30x25	30	55	68	25	28	60	22	54
E2-30x30	30	66	68	30	28	75	22	61
E2-30x32	30	68	68	32	28	75	22	61
E2-40x8	40	55	83	8	32.5	75	22	43
E2-40x10	40	55	83	10	32.5	75	22	43
E2-40x12	40	55	83	12	32.5	75	22	58
E2-40x16	40	55	83	16	32.5	75	22	61
E2-40x20	40	55	83	20	32.5	75	22	61
E2-40x25	40	55	83	25	32.5	75	22	61
E2-40x30	40	83	83	30	32.5	75	22	61
E2-40x32	40	83	83	32	32.5	75	22	61
E2-40x40	40	83	83	40	32.5	90	22	76
E2-50x12	50	62	98	12	35	90	30	71
E2-50x16	50	62	98	16	35	90	30	76
E2-50x20	50	68	98	20	35	90	30	76
E2-50x25	50	68	98	25	35	90	30	76
E2-50x30	50	68	98	30	35	90	30	76
E2-50x32	50	68	98	32	35	90	30	76
E2-50x40	50	80	98	40	35	90	30	76
E2-50x50	50	98	98	50	35	100	30	86

## Boring Holder Form E2 镗孔刀夹

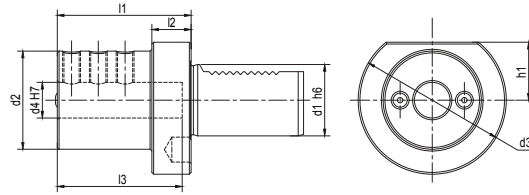


### Metric

Size	d1	d2	d3	d4	h1	l1	l2	l3
E2-60x16	60	68	123	16	42.5	90	30	76
E2-60x20	60	68	123	20	42.5	90	30	76
E2-60x25	60	68	123	25	42.5	90	30	76
E2-60x30	60	68	123	30	42.5	90	30	76
E2-60x32	60	68	123	32	42.5	90	30	76
E2-60x40	60	98	123	40	42.5	90	30	76
E2-60x50	60	98	123	50	42.5	100	30	86
E2-80x20	80	68	158	20	55	100	30	86
E2-80x25	80	68	158	25	55	100	30	86
E2-80x32	80	68	158	32	55	100	30	86
E2-80x40	80	98	158	40	55	100	30	86
E2-80x50	80	98	158	50	55	100	30	86
E2-80x60	80	98	158	60	55	100	30	92

## Boring Holder Form E2

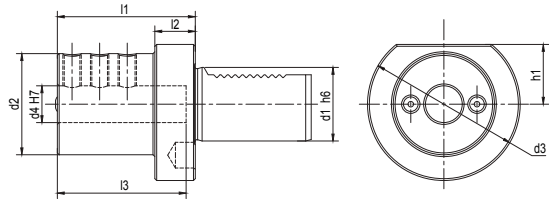
### 镗孔刀夹



Inch

Size	d1	d2	d3	d4	h1	l1	l2	l3
E2-20x5/16"	20	40	50	5/16"	23	50	18	42
E2-20x3/8"	20	40	50	3/8"	23	50	18	42
E2-20x1/2"	20	40	50	1/2"	23	50	18	42
E2-20x5/8"	20	40	50	5/8"	23	50	18	42
E2-20x3/4"	20	45	50	3/4"	23	50	18	41
E2-20x1"	20	50	50	1"	23	60	18	51
E2-30x5/16"	30	55	68	5/16"	28	60	22	43
E2-30x3/8"	30	55	68	3/8"	28	60	22	43
E2-30x1/2"	30	55	68	1/2"	28	60	22	43
E2-30x5/8"	30	55	68	5/8"	28	60	22	54
E2-30x3/4"	30	55	68	3/4"	28	60	22	54
E2-30x1"	30	55	68	1"	28	60	22	54
E2-30x1-1/4"	30	68	68	1-1/4"	28	75	22	61
E2-40x3/8"	40	55	83	3/8"	32.5	75	22	43
E2-40x1/2"	40	55	83	1/2"	32.5	75	22	58
E2-40x5/8"	40	55	83	5/8"	32.5	75	22	61
E2-40x3/4"	40	55	83	3/4"	32.5	75	22	61
E2-40x1"	40	55	83	1"	32.5	75	22	61
E2-40x1-1/4"	40	83	83	1-1/4"	32.5	75	22	61
E2-40x1-1/2"	40	83	83	1-1/2"	32.5	90	22	76

## Boring Holder Form E2 镗孔刀夹



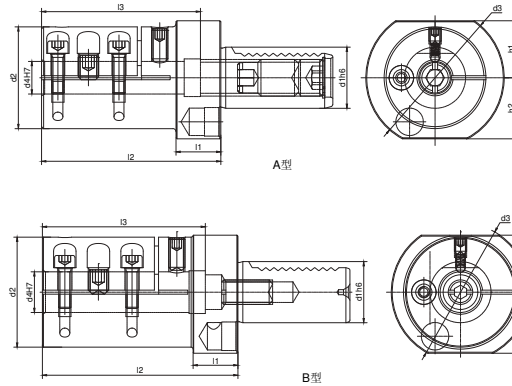
Inch

Size	d1	d2	d3	d4	h1	l1	l2	l3
E2-50x1/2"	50	62	98	1/2"	35	90	30	71
E2-50x5/8"	50	62	98	5/8"	35	90	30	76
E2-50x3/4"	50	68	98	3/4"	35	90	30	76
E2-50x1"	50	68	98	1"	35	90	30	76
E2-50x1-1/4"	50	68	98	1-1/4"	35	90	30	76
E2-50x1-1/2"	50	80	98	1-1/2"	35	90	30	76
E2-50x2"	50	98	98	2"	35	100	30	86
E2-60x5/8"	60	68	123	5/8"	42.5	90	30	76
E2-60x3/4"	60	68	123	3/4"	42.5	90	30	76
E2-60x1"	60	68	123	1"	42.5	90	30	76
E2-60x1-1/4"	60	68	123	1-1/4"	42.5	90	30	76
E2-60x1-1/2"	60	98	123	1-1/2"	42.5	90	30	76
E2-60x2"	60	98	123	2"	42.5	100	30	86



## Boring Bar Holder Form E2S

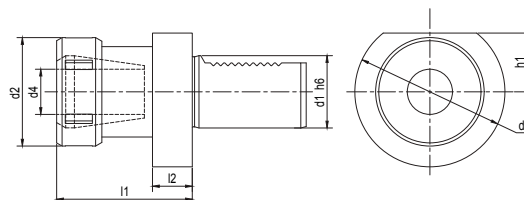
### 镗孔刀夹，开槽型



Inch

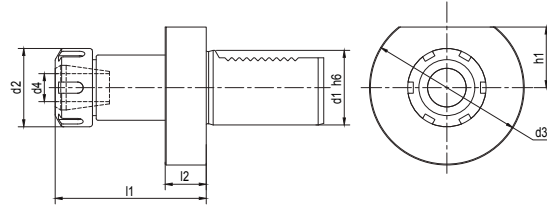
Size	d1	d2	d3	d4	h1	h2	l1	l2	l3	T
E2S-30x6	30	32	68	6	28		75	22	65	A
E2S-30x8	30	34	68	8	28		75	22	65	A
E2S-30x10	30	38	68	10	28		75	22	65	A
E2S-30x12	30	38	68	12	28		75	22	65	A
E2S-30x16	30	50	68	16	28	30	22	88	78	A
E2S-30x20	30	54	68	20	28	30	22	96	80	B
E2S-30x25	30	57	68	25	28	30	22	112	100	B
E2S-30x32	30	65	68	32	28	30	22	142	128	B
E2S-30x40	30	65	68	40	28		75	22	67	B
E2S-40x6	40	32	83	6	32.5		75	22	65	A
E2S-40x8	40	34	83	8	32.5		75	22	65	A
E2S-40x10	40	38	83	10	32.5		75	22	65	A
E2S-40x12	40	38	83	12	32.5		75	22	65	A
E2S-40x16	40	50	83	16	32.5	-	22	88	78	A
E2S-40x20	40	54	83	20	32.5	-	22	96	80	A
E2S-40x25	40	58	83	25	32.5	-	22	112	100	B
E2S-40x32	40	63	83	32	32.5	-	22	142	128	B
E2S-40x40	40	73	83	40	32.5	-	22	174	150	B
E2S-50x16	50	50	98	16	35	-	30	103	93	A
E2S-50x20	50	54	98	20	35	-	30	103	93	A
E2S-50x25	50	59	98	25	35	-	30	120	108	A
E2S-50x32	50	65	98	32	35	-	30	150	128	B
E2S-50x40	50	73	98	40	35	-	30	182	160	B
E2S-50x50	50	83	98	50	35	-	30	182	160	B
E2S-60x25	60	59	123	25	42.5	-	30	120	108	A
E2S-60x32	60	56	123	32	42.5	-	30	150	138	A
E2S-60x40	60	73	123	40	42.5	-	30	182	160	B
E2S-60x50	60	83	123	50	42.5	-	30	202	180	B
E2S-60x60	60	96	123	60	42.5	-	30	202	180	B

## OZ Collet Chuck Form E3 OZ 夹头刀柄



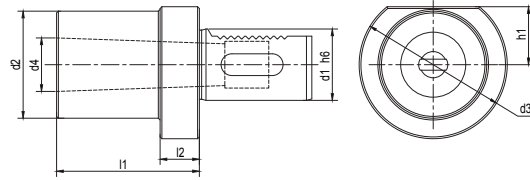
Size	Description	d1	d2	d3	d4	h1	l1	l2
E3-16x16	VDI16-OZ16-57	16	43	40	2-16	18	65	13
E3-20x16	VDI20-OZ16-57	20	43	50	2-16	23	57	18
E3-20x20	VDI20-OZ20-62	20	52	50	2-20	23	62	18
E3-25x16	VDI25-OZ16-57	25	43	58	2-16	25	57	18
E3-25x20	VDI25-OZ20-62	25	52	58	2-20	25	62	18
E3-30x16	VDI30-OZ16-57	30	43	68	2-16	28	57	22
E3-30x20	VDI30-OZ20-62	30	52	68	2-20	28	62	22
E3-30x25	VDI30-OZ25-75	30	60	68	2-25	28	75	22
E3-30x32	VDI30-OZ32-90	30	72	68	4-32	28	90	22
E3-40x16	VDI40-OZ16-57	40	43	83	2-16	32.5	57	22
E3-40x20	VDI40-OZ20-62	40	52	83	2-20	32.5	62	22
E3-40x25	VDI40-OZ25-75	40	60	83	2-25	32.5	75	22
E3-40x32	VDI40-OZ32-90	40	72	83	4-32	32.5	90	22
E3-50x20	VDI50-OZ20-70	50	52	98	2-20	35	70	30
E3-50x25	VDI50-OZ25-75	50	60	98	2-25	35	75	30
E3-50x32	VDI50-OZ32-90	50	72	98	4-32	35	90	30
E3-60x25	VDI60-OZ25-75	60	60	123	2-25	42.5	75	30
E3-60x32	VDI60-OZ32-90	60	72	123	4-32	42.5	90	30
E3-80x25	VDI80-OZ25-85	80	60	158	2-25	55	85	40
E3-80x32	VDI80-OZ32-95	80	72	158	4-32	55	95	40

## ER Collet Chuck Form E4 ER 夹头刀柄



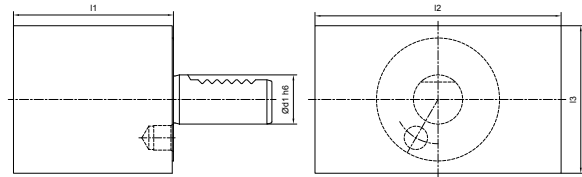
Size	Description	d1	d2	d3	d4	h1	l1	l2
E4-16x16	VDI16-ER16-44	16	32	40	1-10	18	44	13
E4-16x20	VDI16-ER20-44	16	35	40	1-13	18	44	13
E4-20x16	VDI20-ER16-44	20	32	50	1-10	23	44	18
E4-20x20	VDI20-ER20-50	20	35	50	1-13	23	50	18
E4-20x25	VDI20-ER25-50	20	42	50	2-16	23	50	18
E4-20x32	VDI20-ER32-62	20	50	50	2-20	23	62	18
E4-25x16	VDI25-ER16-44	25	32	58	1-10	25	44	18
E4-25x25	VDI25-ER25-57	25	42	58	2-16	25	57	18
E4-25x32	VDI25-ER32-62	25	50	58	2-20	25	62	18
E4-30x16	VDI30-ER16-48	30	32	68	1-10	28	48	22
E4-30x20	VDI30-ER20-59	30	35	68	1-13	28	59	22
E4-30x25	VDI30-ER25-57	30	42	68	2-16	28	57	22
E4-30x32	VDI30-ER32-75	30	50	68	2-20	28	75	22
E4-30x40	VDI30-ER40-80	30	63	68	3-26	28	80	22
E4-40x20	VDI40-ER20-59	40	35	83	1-13	32.5	59	22
E4-40x25	VDI40-ER25-57	40	42	83	2-16	32.5	57	22
E4-40x32	VDI40-ER32-75	40	50	83	2-20	32.5	75	22
E4-40x40	VDI40-ER40-75	40	63	83	3-26	32.5	75	22
E4-50x25	VDI50-ER25-67	50	42	98	2-16	35	67	30
E4-50x32	VDI50-ER32-75	50	50	98	2-20	35	75	30
E4-50x40	VDI50-ER40-75	50	63	98	3-26	35	75	30
E4-60x32	VDI60-ER32-75	60	50	123	2-20	42.5	75	30
E4-60x40	VDI60-ER40-75	60	63	123	3-26	42.5	75	30
E4-80x40	VDI80-ER40-75	80	63	158	3-26	55	75	40

## Morse Taper Adapter Form F 带扁尾莫氏刀柄



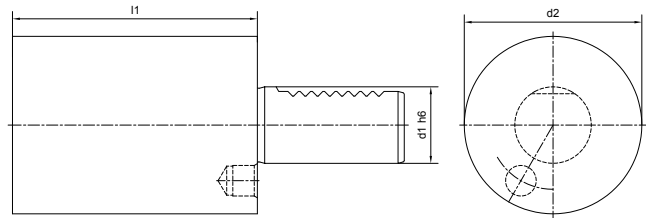
Size	d1	d2	d3	MK	d4	h1	l1	l2
F30-MKD1	30	-	68	1	12.065	28	27	-
F30-MKD2	30	53	68	2	17.78	28	36	27
F30-MKD3	30	53	68	3	23.825	28	66	41
F40-MKD1	40	55	83	1	12.065	32.5	36	22
F40-MKD2	40	55	83	2	17.78	32.5	36	22
F40-MKD3	40	58	83	3	23.825	32.5	36	22
F40-MKD4	40	68	83	4	31.267	32.5	80	22
F50-MKD2	50	55	98	2	17.78	35	36	30
F50-MKD3	50	58	98	3	23.825	35	45	30
F50-MKD4	50	68	98	4	31.267	35	55	30
F50-MKD5	50	-	98	5	44.399	35	168	-
F60-MKD2	60	55	123	2	17.78	42.5	35	30
F60-MKD3	60	58	123	3	23.825	42.5	45	30
F60-MKD4	60	68	123	4	31.267	42.5	55	30
F60-MKD5	60	98	123	5	44.399	42.5	64	30

## Rectangular Soft Blank Form A1 方形基础柄



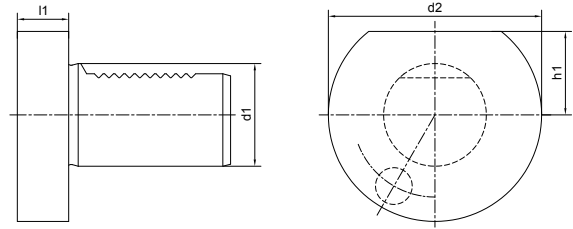
Size	d1	l1	l2	l3
A1-16x44	16	44	78	44
A1-20x65	20	65	100	60
A1-25x75	25	75	100	60
A1-30x85	30	85	130	76
A1-40x100	40	100	151	96
A1-50x125	50	125	160	120
A1-60x160	60	160	165	125
A1-80x200	80	200	220	160

## Round Soft Blank Form A2 圆形基础柄



Size	d1	d2	l1
A2-16x60	16	40	60
A2-20x70	20	50	70
A2-25x80	25	58	80
A2-25x200	25	58	200
A2-30x100	30	68	100
A2-30x240	30	68	240
A2-40x120	40	83	120
A2-40x320	40	83	320
A2-50x135	50	98	135
A2-50x400	50	98	400
A2-60x150	60	123	150
A2-60x480	60	123	480
A2-80x500	80	158	500

## Protection Plug Form Z2 保护塞



### Steel Plug

Size	d1	d2	h1	l1
Z2-16x13S	16	40	18	13
Z2-20x16S	20	50	23	16
Z2-25x16S	25	58	25	16
Z2-30x16S	30	68	28	16
Z2-40x20S	40	83	32.5	20
Z2-50x20S	50	98	35	20
Z2-60x20S	60	123	42.5	20

### Plastic Plug

Size	d1	d2	h1	l1
Z2-16x13P	16	40	18	13
Z2-20x16P	20	50	23	16
Z2-25x16P	25	58	25	16
Z2-30x16P	30	68	28	16
Z2-40x20P	40	83	32.5	20
Z2-50x20P	50	98	35	20
Z2-60x20P	60	123	42.5	20

# SHRINK

## TOOL HOLDERS



# SHRINK TOOLING SYSTEM

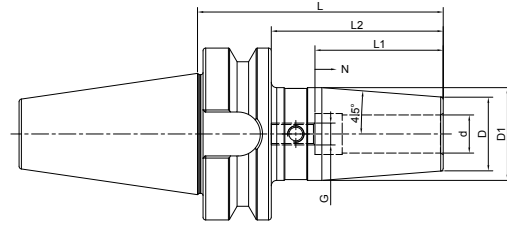
## 热缩工具系统

Shrink Fit Chuck 4.5° .....	004
热缩刀柄, 标准型 .....	004
Shrink Chuck, 3° .....	044
热缩刀柄 3 度, 细长型 .....	044
Shrink Fit Extension.....	054
3° 直柄热缩延长杆 .....	054
Module Shrink Chuck.....	057
法兰热缩刀柄 .....	057
Shrink Fit ER Collet.....	058
ER 热缩夹头 .....	058
Shrink Fit ER Collet Extension.....	060
ER 热缩延长杆 .....	060
Shrink Chuck Set .....	062
热缩刀柄套装 .....	062
Shrink Chuck Taper .....	064
分体热缩本体, 标准型 .....	064
Shrink Chuck Taper, Coolant.....	065
分体热缩本体, 端面出水型 .....	065
Shrink Chuck Extension .....	072
分体热缩延长杆 .....	072
Shrink Chuck, 3°, Slim, Form A.....	078
热缩刀柄 3 度, 薄壁 A 型 .....	078
Shrink Chuck, 3°, Slim, Form B.....	096
热缩刀柄 3 度, 薄壁 B 型 .....	096
Shrink Chuck, 3°, Regular, Form A .....	114
热缩刀柄 3 度, 标准 A 型 .....	114
Shrink Chuck, 3°, Regular, Form B .....	126
热缩刀柄 3 度, 标准 B 型 .....	126
Shrink Chuck, 3°, Regular, Coolant.....	140
热缩刀柄 3 度, 端面出水型 .....	140
Shrink Chuck, Curved .....	155
热缩刀柄, 曲线型 .....	155



**Shrink Fit Chuck 4.5°**
**热缩刀柄, 标准型**

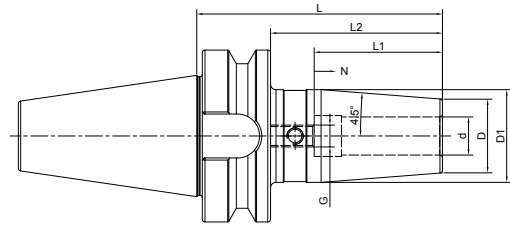
A ↗ ≤0.003	G Value G2.5	AD AD/B
---------------	-----------------	---------



Size	d	D	D1	L	L2	L1	N	G
BT30-SF03-80	3	15	20	80	58	-	-	-
BT30-SF04-80	4	15	20	80	58	-	-	-
BT30-SF05-80	5	15	20	80	58	-	-	-
BT30-SF06-80	6	21	27	80	58	36	10	M5
BT30-SF08-80	8	21	27	80	58	36	10	M6
BT30-SF10-80	10	24	32	80	58	42	10	M8x1
BT30-SF12-80	12	24	32	80	58	47	10	M10x1
BT30-SF14-80	14	27	34	80	58	47	10	M10x1
BT30-SF16-80	16	27	34	80	58	50	10	M12x1
BT30-SF18-80	18	33	42	80	58	50	10	M12x1
BT30-SF20-80	20	33	42	80	58	52	10	M16x1
BT40-SF03-80	3	15	20	80	53	-	-	-
BT40-SF04-80	4	15	20	80	53	-	-	-
BT40-SF05-80	5	15	20	80	53	-	-	-
BT40-SF06-90	6	21	27	90	63	36	10	M5
BT40-SF08-90	8	21	27	90	63	36	10	M6
BT40-SF10-90	10	24	32	90	63	42	10	M8x1
BT40-SF12-90	12	24	32	90	63	47	10	M10x1
BT40-SF14-90	14	27	34	90	63	47	10	M10x1
BT40-SF16-90	16	27	34	90	63	50	10	M12x1
BT40-SF18-90	18	33	42	90	63	50	10	M12x1
BT40-SF20-90	20	33	42	90	63	52	10	M16x1
BT40-SF25-100	25	44	53	100	73	58	10	M16x1
BT40-SF32-100	32	44	53	100	73	62	10	M16x1

**Shrink Fit Chuck 4.5°**  
**热缩刀柄, 标准型**

A ↗ ≤0.003	G Value G2.5	AD AD/B
---------------	-----------------	---------




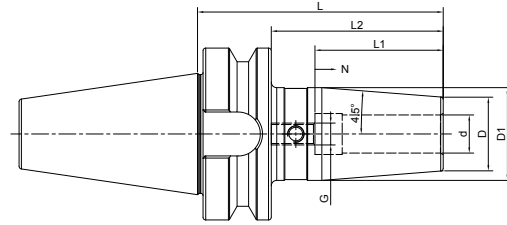
Size	d	D	D1	L	L2	L1	N	G
BT40-SF06-120	6	21	27	120	93	36	10	M5
BT40-SF08-120	8	21	27	120	93	36	10	M6
BT40-SF10-120	10	24	32	120	93	42	10	M8x1
BT40-SF12-120	12	24	32	120	93	47	10	M10x1
BT40-SF14-120	14	27	34	120	93	47	10	M10x1
BT40-SF16-120	16	27	34	120	93	50	10	M12x1
BT40-SF18-120	18	33	42	120	93	50	10	M12x1
BT40-SF20-120	20	33	42	120	93	52	10	M16x1
BT40-SF25-120	25	44	53	120	93	58	10	M16x1
BT40-SF32-120	32	44	53	120	93	62	10	M16x1
BT40-SF06-160	6	21	32	160	133	36	10	M5
BT40-SF08-160	8	21	32	160	133	36	10	M6
BT40-SF10-160	10	24	34	160	133	42	10	M8x1
BT40-SF12-160	12	24	34	160	133	47	10	M10x1
BT40-SF14-160	14	27	42	160	133	47	10	M10x1
BT40-SF16-160	16	27	42	160	133	50	10	M12x1
BT40-SF18-160	18	33	50	160	133	50	10	M12x1
BT40-SF20-160	20	33	50	160	133	52	10	M16x1
BT40-SF25-160	25	44	53	160	133	58	10	M16x1
BT40-SF32-160	32	44	53	160	133	62	10	M16x1
BT40-SF06-200	6	21	32	200	173	36	10	M5
BT40-SF08-200	8	21	32	200	173	36	10	M6
BT40-SF10-200	10	24	34	200	173	42	10	M8x1
BT40-SF12-200	12	24	34	200	173	47	10	M10x1
BT40-SF14-200	14	27	42	200	173	47	10	M10x1
BT40-SF16-200	16	27	42	200	173	50	10	M12x1
BT40-SF18-200	18	33	50	200	173	50	10	M12x1
BT40-SF20-200	20	33	50	200	173	52	10	M16x1
BT40-SF25-200	25	44	53	200	173	58	10	M16x1
BT40-SF32-200	32	44	53	200	173	62	10	M16x1

SHRINK

**Shrink Fit Chuck 4.5°**

热缩刀柄, 标准型

A ↗ ≤0.003	G Value G2.5	 AD AD/B
---------------	-----------------	--

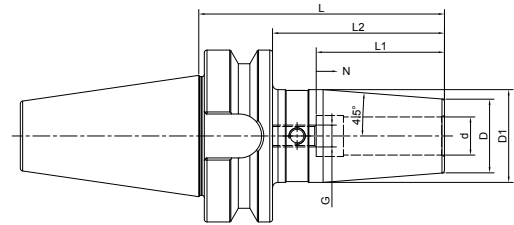


Size	d	D	D1	L	L2	L1	N	G
BT50-SF04-100	4	15	20	100	62	-	-	-
BT50-SF05-100	5	15	20	100	62	-	-	-
BT50-SF06-100	6	21	27	100	62	36	10	M5
BT50-SF08-100	8	21	27	100	62	36	10	M6
BT50-SF10-100	10	24	32	100	62	42	10	M8x1
BT50-SF12-100	12	24	32	100	62	47	10	M10x1
BT50-SF14-100	14	27	34	100	62	47	10	M10x1
BT50-SF16-100	16	27	34	100	62	50	10	M12x1
BT50-SF18-100	18	33	42	100	62	50	10	M12x1
BT50-SF20-100	20	33	42	100	62	52	10	M16x1
BT50-SF25-110	25	44	53	110	72	58	10	M16x1
BT50-SF32-110	32	44	53	110	72	62	10	M16x1
BT50-SF06-120	6	21	27	120	82	36	10	M5
BT50-SF08-120	8	21	27	120	82	36	10	M6
BT50-SF10-120	10	24	32	120	82	42	10	M8x1
BT50-SF12-120	12	24	32	120	82	47	10	M10x1
BT50-SF14-120	14	27	34	120	82	47	10	M10x1
BT50-SF16-120	16	27	34	120	82	50	10	M12x1
BT50-SF18-120	18	33	42	120	82	50	10	M12x1
BT50-SF20-120	20	33	42	120	82	52	10	M16x1
BT50-SF25-120	25	44	53	120	82	58	10	M16x1
BT50-SF32-120	32	44	53	120	82	62	10	M16x1

**Shrink Fit Chuck 4.5°**

热缩刀柄, 标准型


A ↗ ≤0.003	G Value G2.5	AD AD/B
---------------	-----------------	---------

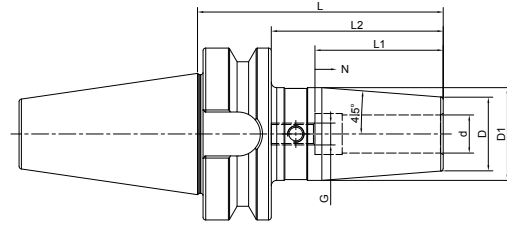


Size	d	D	D1	L	L2	L1	N	G
BT50-SF06-160	6	21	32	160	122	36	10	M5
BT50-SF08-160	8	21	32	160	122	36	10	M6
BT50-SF10-160	10	24	34	160	122	42	10	M8x1
BT50-SF12-160	12	24	34	160	122	47	10	M10x1
BT50-SF14-160	14	27	42	160	122	47	10	M10x1
BT50-SF16-160	16	27	42	160	122	50	10	M12x1
BT50-SF18-160	18	33	50	160	122	50	10	M12x1
BT50-SF20-160	20	33	50	160	122	52	10	M16x1
BT50-SF25-160	25	44	60	160	122	58	10	M16x1
BT50-SF32-160	32	44	60	160	122	62	10	M16x1
BT50-SF06-200	6	21	32	200	162	36	10	M5
BT50-SF08-200	8	21	32	200	162	36	10	M6
BT50-SF10-200	10	24	34	200	162	42	10	M8x1
BT50-SF12-200	12	24	34	200	162	47	10	M10x1
BT50-SF14-200	14	27	42	200	162	47	10	M10x1
BT50-SF16-200	16	27	42	200	162	50	10	M12x1
BT50-SF18-200	18	33	50	200	162	50	10	M12x1
BT50-SF20-200	20	33	50	200	162	52	10	M16x1
BT50-SF25-200	25	44	60	200	162	58	10	M16x1

SHRINK

**Shrink Fit Chuck 4.5°**
**热缩刀柄, 标准型**

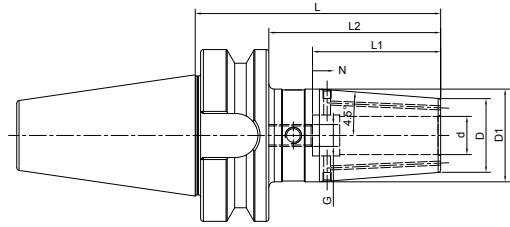
A ↗ ≤0.003	G Value G2.5	 AD AD/B
---------------	-----------------	--



Size	d	D	D1	L	L2	L1	N	G
BT30-SF1/4"-3.15"	1/4"	0.82"	1.06"	3.15"		1.42"		M5 x 0.8P
BT30-SF3/8"-3.15"	3/8"	0.94"	1.25"	3.15"		1.42"		M8 x 1.25P
BT30-SF1/2"-3.15"	1/2"	0.94"	1.25"	3.15"		1.85"		M10 x 1.5P
BT30-SF5/8"-3.15"	5/8"	1.06"	1.33"	3.15"		1.97"		M12 x 1.75P
BT30-SF3/4"-3.15"	3/4"	1.29"	1.62"	3.15"		2.04"		M16 x 2.0P
BT40-SF3/16"-3.54	3/16"	.43"	.75"	3.54"		.79"		M6 x 1.0P
BT40-SF1/4"-3.54	1/4"	.82"	1.06"	3.54"		1.42"		M5 x 0.8P
BT40-SF3/8"-3.54	3/8"	.94"	1.25"	3.54"		1.65"		-
BT40-SF1/2"-3.54	1/2"	1.10"	1.34"	3.54"		1.85"		M10 x 1.5P
BT40-SF5/8"-3.54	5/8"	1.06"	1.34"	3.54"		1.96"		M12 x 1.75P
BT40-SF3/4"-3.54	3/4"	1.29"	1.65"	3.54"		2.04"		M16 x 2.0P
BT40-SF1.0"-3.54	1.0"	1.73"	2.08"	3.54"		2.28"		M20 x 2.0P
BT40-SF1-1/4"-4.13	1-1/4"	1.81"	2.08"	4.13"		2.28"		M20 x 2.0P
BT40-SF1/8"-6"	1/8"	.36"	.63"	6"		0.70"		M6 x 1.0P
BT40-SF3/16"-6"	3/16"	.43"	.70"	6"		0.79"		M6 x 1.0P
BT40-SF1/4"-6"	1/4"	.49"	.83"	6"		1.42"		M5 x 0.8P
BT40-SF3/8"-6"	3/8"	.61"	.94"	6"		1.65"		M8 x 1.25P
BT40-SF1/2"-6"	1/2"	.74"	1.06"	6"		1.85"		M10 x 1.5P
BT40-SF5/8"-6"	5/8"	1.06"	1.34"	6"		1.96"		M12 x 1.75P
BT40-SF3/4"-6"	3/4"	1.29"	1.65"	6"		1.65"		M16 x 2.0P
BT40-SF1"-6"	1"	1.73"	2.09"	6"		2.28"		M20 x 2.0P

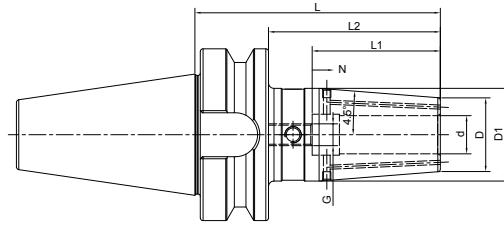
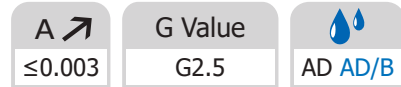
**Shrink Fit Chuck 4.5° , Coolant**  
**热缩刀柄, 端面出水型**

A ↗ ≤0.003	G Value G2.5	AD AD/B
---------------	-----------------	---------



Size	d	D	D1	L	L2	L1	N	G
BT40-SF03-80K	3	15	20	80	53	-	-	-
BT40-SF04-80K	4	15	20	80	53	-	-	-
BT40-SF05-80K	5	15	20	80	53	-	-	-
BT40-SF06-90K	6	21	27	90	63	36	10	M5
BT40-SF08-90K	8	21	27	90	63	36	10	M6
BT40-SF10-90K	10	24	32	90	63	42	10	M8x1
BT40-SF12-90K	12	24	32	90	63	47	10	M10x1
BT40-SF14-90K	14	27	34	90	63	47	10	M10x1
BT40-SF16-90K	16	27	34	90	63	50	10	M12x1
BT40-SF18-90K	18	33	42	90	63	50	10	M12x1
BT40-SF20-90K	20	33	42	90	63	52	10	M16x1
BT40-SF25-100K	25	44	53	100	73	58	10	M16x1
BT40-SF32-100K	32	44	53	100	73	62	10	M16x1
BT40-SF06-120K	6	21	27	120	93	36	10	M5
BT40-SF08-120K	8	21	27	120	93	36	10	M6
BT40-SF10-120K	10	24	32	120	93	42	10	M8x1
BT40-SF12-120K	12	24	32	120	93	47	10	M10x1
BT40-SF14-120K	14	27	34	120	93	47	10	M10x1
BT40-SF16-120K	16	27	34	120	93	50	10	M12x1
BT40-SF18-120K	18	33	42	120	93	50	10	M12x1
BT40-SF20-120K	20	33	42	120	93	52	10	M16x1
BT40-SF25-120K	25	44	53	120	93	58	10	M16x1
BT40-SF32-120K	32	44	53	120	93	62	10	M16x1
BT40-SF06-160K	6	21	32	160	133	36	10	M5
BT40-SF08-160K	8	21	32	160	133	36	10	M6
BT40-SF10-160K	10	24	34	160	133	42	10	M8x1
BT40-SF12-160K	12	24	34	160	133	47	10	M10x1
BT40-SF14-160K	14	27	42	160	133	47	10	M10x1
BT40-SF16-160K	16	27	42	160	133	50	10	M12x1
BT40-SF18-160K	18	33	50	160	133	50	10	M12x1
BT40-SF20-160K	20	33	50	160	133	52	10	M16x1
BT40-SF25-160K	25	44	53	160	133	58	10	M16x1
BT40-SF32-160K	32	44	53	160	133	62	10	M16x1

SHRINK

**Shrink Fit Chuck 4.5° , Coolant**
**热缩刀柄，端面出水型**


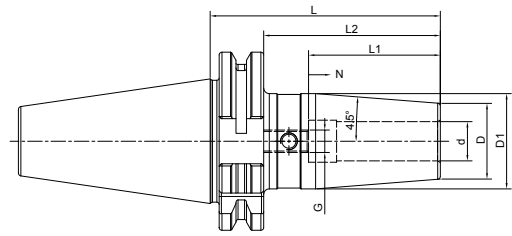
Size	d	D	D1	L	L2	L1	N	G
BT50-SF06-100K	6	21	27	100	62	36	10	M5
BT50-SF08-100K	8	21	27	100	62	36	10	M6
BT50-SF10-100K	10	24	32	100	62	42	10	M8x1
BT50-SF12-100K	12	24	32	100	62	47	10	M10x1
BT50-SF14-100K	14	27	34	100	62	47	10	M10x1
BT50-SF16-100K	16	27	34	100	62	50	10	M12x1
BT50-SF18-100K	18	33	42	100	62	50	10	M12x1
BT50-SF20-100K	20	33	42	100	62	52	10	M16x1
BT50-SF25-110K	25	44	53	110	72	58	10	M16x1
BT50-SF32-110K	32	44	53	110	72	62	10	M16x1
BT50-SF06-120K	6	21	27	120	82	36	10	M5
BT50-SF08-120K	8	21	27	120	82	36	10	M6
BT50-SF10-120K	10	24	32	120	82	42	10	M8x1
BT50-SF12-120K	12	24	32	120	82	47	10	M10x1
BT50-SF14-120K	14	27	34	120	82	47	10	M10x1
BT50-SF16-120K	16	27	34	120	82	50	10	M12x1
BT50-SF18-120K	18	33	42	120	82	50	10	M12x1
BT50-SF20-120K	20	33	42	120	82	52	10	M16x1
BT50-SF25-120K	25	44	53	120	82	58	10	M16x1
BT50-SF32-120K	32	44	53	120	82	62	10	M16x1
BT50-SF06-160K	6	21	32	160	122	36	10	M5
BT50-SF08-160K	8	21	32	160	122	36	10	M6
BT50-SF10-160K	10	24	34	160	122	42	10	M8x1
BT50-SF12-160K	12	24	34	160	122	47	10	M10x1
BT50-SF14-160K	14	27	42	160	122	47	10	M10x1
BT50-SF16-160K	16	27	42	160	122	50	10	M12x1
BT50-SF18-160K	18	33	50	160	122	50	10	M12x1
BT50-SF20-160K	20	33	50	160	122	52	10	M16x1
BT50-SF25-160K	25	44	60	160	122	58	10	M16x1
BT50-SF32-160K	32	44	60	160	122	62	10	M16x1



**Shrink Fit Chuck 4.5°**

热缩刀柄, 标准型

A ↗ ≤0.003	G Value G2.5	AD AD/B
---------------	-----------------	---------



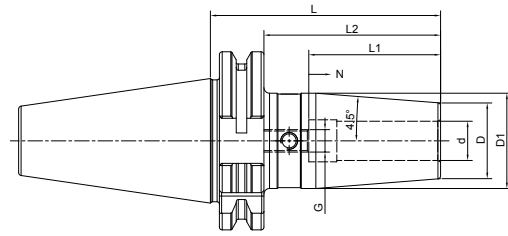
Size	d	D	D1	L	L2	L1	N	G
SK30-SF03-80	3	15	20	80	60.9	-	-	-
SK30-SF04-80	4	15	20	80	60.9	-	-	-
SK30-SF05-80	5	15	20	80	60.9	-	-	-
SK30-SF06-80	6	21	27	80	60.9	36	10	M5
SK30-SF08-80	8	21	27	80	60.9	36	10	M6
SK30-SF10-80	10	24	32	80	60.9	42	10	M8x1
SK30-SF12-80	12	24	32	80	60.9	47	10	M10x1
SK30-SF14-80	14	27	34	80	60.9	47	10	M10x1
SK30-SF16-80	16	27	34	80	60.9	50	10	M12x1
SK30-SF18-80	18	33	42	80	60.9	50	10	M12x1
SK30-SF20-80	20	33	42	80	60.9	52	10	M16x1
SK30-SF03-120	3	15	20	120	100.9	-	-	-
SK30-SF04-120	4	15	20	120	100.9	-	-	-
SK30-SF05-120	5	15	20	120	100.9	-	-	-
SK30-SF06-120	6	21	27	120	100.9	36	10	M5
SK30-SF08-120	8	21	27	120	100.9	36	10	M6
SK30-SF10-120	10	24	32	120	100.9	42	10	M8x1
SK30-SF12-120	12	24	32	120	100.9	47	10	M10x1
SK30-SF16-120	16	27	34	120	100.9	50	10	M12x1
SK40-SF03-80	3	15	20	80	60.9	-	-	-
SK40-SF04-80	4	15	20	80	60.9	-	-	-
SK40-SF05-80	5	15	20	80	60.9	-	-	-
SK40-SF06-80	6	21	27	80	60.9	36	10	M5
SK40-SF08-80	8	21	27	80	60.9	36	10	M6
SK40-SF10-80	10	24	32	80	60.9	42	10	M8x1
SK40-SF12-80	12	24	32	80	60.9	47	10	M10x1
SK40-SF14-80	14	27	34	80	60.9	47	10	M10x1
SK40-SF16-80	16	27	34	80	60.9	50	10	M12x1
SK40-SF18-80	18	33	42	80	60.9	50	10	M12x1
SK40-SF20-80	20	33	42	80	60.9	52	10	M16x1
SK40-SF25-100	25	44	50	100	80.9	58	10	M16x1
SK40-SF32-100	32	44	50	100	80.9	62	10	M16x1

SHRINK

**Shrink Fit Chuck 4.5°**

热缩刀柄, 标准型

A ↗ ≤0.003	G Value G2.5	 AD AD/B
---------------	-----------------	-------------

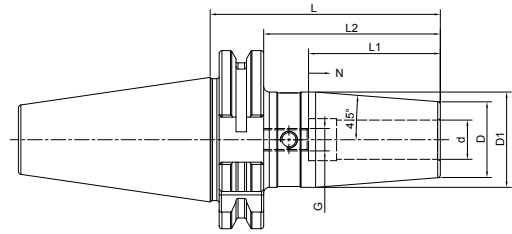


Size	d	D	D1	L	L2	L1	N	G
SK40-SF06-120	6	21	27	120	100.9	36	10	M5
SK40-SF08-120	8	21	27	120	100.9	36	10	M6
SK40-SF10-120	10	24	32	120	100.9	42	10	M8x1
SK40-SF12-120	12	24	32	120	100.9	47	10	M10x1
SK40-SF14-120	14	27	34	120	100.9	47	10	M10x1
SK40-SF16-120	16	27	34	120	100.9	50	10	M12x1
SK40-SF18-120	18	33	42	120	100.9	50	10	M12x1
SK40-SF20-120	20	33	42	120	100.9	52	10	M16x1
SK40-SF25-120	25	44	50	120	100.9	58	10	M16x1
SK40-SF06-160	6	21	32	160	140.9	36	10	M5
SK40-SF08-160	8	21	32	160	140.9	36	10	M6
SK40-SF10-160	10	24	34	160	140.9	42	10	M8x1
SK40-SF12-160	12	24	34	160	140.9	47	10	M10x1
SK40-SF14-160	14	27	42	160	140.9	47	10	M10x1
SK40-SF16-160	16	27	42	160	140.9	50	10	M12x1
SK40-SF18-160	18	33	50	160	140.9	50	10	M12x1
SK40-SF20-160	20	33	50	160	140.9	52	10	M16x1
SK40-SF25-160	25	44	50	160	140.9	58	10	M16x1
SK40-SF32-160	32	44	50	160	140.9	62	10	M16x1
SK40-SF06-200	6	21	32	200	180.9	36	10	M5
SK40-SF08-200	8	21	32	200	180.9	36	10	M6
SK40-SF10-200	10	24	34	200	180.9	42	10	M8x1
SK40-SF12-200	12	24	34	200	180.9	47	10	M10x1
SK40-SF14-200	14	27	42	200	180.9	47	10	M10x1
SK40-SF16-200	16	27	42	200	180.9	50	10	M12x1
SK40-SF18-200	18	33	50	200	180.9	50	10	M12x1
SK40-SF20-200	20	33	50	200	180.9	52	10	M16x1
SK40-SF25-200	25	44	50	200	180.9	58	10	M16x1
SK40-SF32-200	32	44	50	200	180.9	62	10	M16x1

**Shrink Fit Chuck 4.5°**

热缩刀柄, 标准型

A ↗ ≤0.003	G Value G2.5	AD AD/B
---------------	-----------------	---------




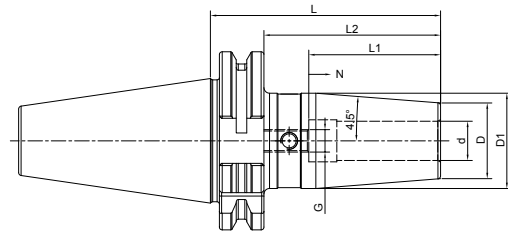
Size	d	D	D1	L	L2	L1	N	G
SK50-SF06-80	6	21	27	80	60.9	36	10	M5
SK50-SF08-80	8	21	27	80	60.9	36	10	M6
SK50-SF10-80	10	24	32	80	60.9	42	10	M8x1
SK50-SF12-80	12	24	32	80	60.9	47	10	M10x1
SK50-SF14-80	14	27	34	80	60.9	47	10	M10x1
SK50-SF16-80	16	27	34	80	60.9	50	10	M12x1
SK50-SF18-80	18	33	42	80	60.9	50	10	M12x1
SK50-SF20-80	20	33	42	80	60.9	52	10	M16x1
SK50-SF25-100	25	44	53	100	80.9	58	10	M16x1
SK50-SF32-100	32	44	53	100	80.9	62	10	M16x1
SK50-SF06-120	6	21	27	120	100.9	36	10	M5
SK50-SF08-120	8	21	27	120	100.9	36	10	M6
SK50-SF10-120	10	24	32	120	100.9	42	10	M8x1
SK50-SF12-120	12	24	32	120	100.9	47	10	M10x1
SK50-SF14-120	14	27	34	120	100.9	47	10	M10x1
SK50-SF16-120	16	27	34	120	100.9	50	10	M12x1
SK50-SF18-120	18	33	42	120	100.9	50	10	M12x1
SK50-SF20-120	20	33	42	120	100.9	52	10	M16x1
SK50-SF25-120	25	44	53	120	100.9	58	10	M16x1
SK50-SF32-120	32	44	53	120	100.9	62	10	M16x1

SHRINK

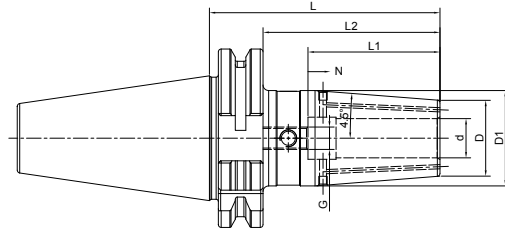
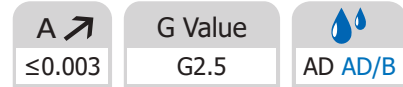
**Shrink Fit Chuck 4.5°**

热缩刀柄, 标准型

A ↗ ≤0.003	G Value G2.5	 AD AD/B
---------------	-----------------	--



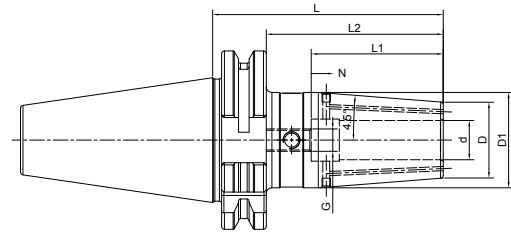
Size	d	D	D1	L	L2	L1	N	G
SK50-SF06-160	6	21	32	160	140.9	36	10	M5
SK50-SF08-160	8	21	32	160	140.9	36	10	M6
SK50-SF10-160	10	24	34	160	140.9	42	10	M8x1
SK50-SF12-160	12	24	34	160	140.9	47	10	M10x1
SK50-SF14-160	14	27	42	160	140.9	47	10	M10x1
SK50-SF16-160	16	27	42	160	140.9	50	10	M12x1
SK50-SF18-160	18	33	50	160	140.9	50	10	M12x1
SK50-SF20-160	20	33	50	160	140.9	52	10	M16x1
SK50-SF25-160	25	44	60	160	140.9	58	10	M16x1
SK50-SF32-160	32	44	60	160	140.9	62	10	M16x1
SK50-SF06-200	6	21	32	200	180.9	36	10	M5
SK50-SF08-200	8	21	32	200	180.9	36	10	M6
SK50-SF10-200	10	24	34	200	180.9	42	10	M8x1
SK50-SF12-200	12	24	34	200	180.9	47	10	M10x1
SK50-SF14-200	14	27	42	200	180.9	47	10	M10x1
SK50-SF16-200	16	27	42	200	180.9	50	10	M12x1
SK50-SF18-200	18	33	50	200	180.9	50	10	M12x1
SK50-SF20-200	20	33	50	200	180.9	52	10	M16x1
SK50-SF25-200	25	44	60	200	180.9	58	10	M16x1
SK50-SF32-200	32	44	60	200	180.9	62	10	M16x1

**Shrink Fit Chuck 4.5° , Coolant**
**热缩刀柄，端面出水型**


Size	d	D	D1	L	L2	L1	N	G
SK40-SF03-80K	3	15	20	80	60.9	-	-	-
SK40-SF04-80K	4	15	20	80	60.9	-	-	-
SK40-SF05-80K	5	15	20	80	60.9	-	-	-
SK40-SF06-80K	6	21	27	80	60.9	36	10	M5
SK40-SF08-80K	8	21	27	80	60.9	36	10	M6
SK40-SF10-80K	10	24	32	80	60.9	42	10	M8x1
SK40-SF12-80K	12	24	32	80	60.9	47	10	M10x1
SK40-SF14-80K	14	27	34	80	60.9	47	10	M10x1
SK40-SF16-80K	16	27	34	80	60.9	50	10	M12x1
SK40-SF18-80K	18	33	42	80	60.9	50	10	M12x1
SK40-SF20-80K	20	33	42	80	60.9	52	10	M16x1
SK40-SF25-100K	25	44	50	100	80.9	58	10	M16x1
SK40-SF32-100K	32	44	50	100	80.9	62	10	M16x1
SK40-SF06-120K	6	21	27	120	100.9	36	10	M5
SK40-SF08-120K	8	21	27	120	100.9	36	10	M6
SK40-SF10-120K	10	24	32	120	100.9	42	10	M8x1
SK40-SF12-120K	12	24	32	120	100.9	47	10	M10x1
SK40-SF14-120K	14	27	34	120	100.9	47	10	M10x1
SK40-SF16-120K	16	27	34	120	100.9	50	10	M12x1
SK40-SF18-120K	18	33	42	120	100.9	50	10	M12x1
SK40-SF20-120K	20	33	42	120	100.9	52	10	M16x1
SK40-SF06-160K	6	21	32	160	140.9	36	10	M5
SK40-SF08-160K	8	21	32	160	140.9	36	10	M6
SK40-SF10-160K	10	24	34	160	140.9	42	10	M8x1
SK40-SF12-160K	12	24	34	160	140.9	47	10	M10x1
SK40-SF14-160K	14	27	42	160	140.9	47	10	M10x1
SK40-SF16-160K	16	27	42	160	140.9	50	10	M12x1
SK40-SF18-160K	18	33	50	160	140.9	50	10	M12x1
SK40-SF20-160K	20	33	50	160	140.9	52	10	M12x1

**Shrink Fit Chuck 4.5° , Coolant**  
**热缩刀柄, 端面出水型**


A ↗ ≤0.003	G Value G2.5	AD AD/B
---------------	-----------------	---------

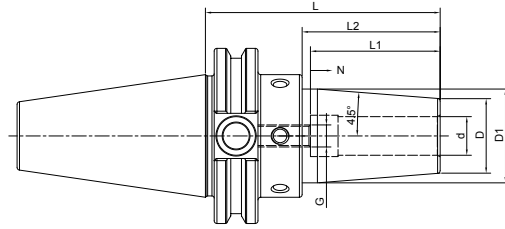


Size	d	D	D1	L	L2	L1	N	G
SK50-SF06-80K	6	21	27	80	60.9	36	10	M5
SK50-SF08-80K	8	21	27	80	60.9	36	10	M6
SK50-SF10-80K	10	24	32	80	60.9	42	10	M8x1
SK50-SF12-80K	12	24	32	80	60.9	47	10	M10x1
SK50-SF14-80K	14	27	34	80	60.9	47	10	M10x1
SK50-SF16-80K	16	27	34	80	60.9	50	10	M12x1
SK50-SF18-80K	18	33	42	80	60.9	50	10	M12x1
SK50-SF20-80K	20	33	42	80	60.9	52	10	M16x1
SK50-SF25-100K	25	44	53	100	80.9	58	10	M16x1
SK50-SF32-100K	32	44	53	100	80.9	62	10	M16x1
SK50-SF06-120K	6	21	27	120	100.9	36	10	M5
SK50-SF08-120K	8	21	27	120	100.9	36	10	M6
SK50-SF10-120K	10	24	32	120	100.9	42	10	M8x1
SK50-SF12-120K	12	24	32	120	100.9	47	10	M10x1
SK50-SF14-120K	14	27	34	120	100.9	47	10	M10x1
SK50-SF16-120K	16	27	34	120	100.9	50	10	M12x1
SK50-SF18-120K	18	33	42	120	100.9	50	10	M12x1
SK50-SF20-120K	20	33	42	120	100.9	52	10	M16x1
SK50-SF25-120K	25	44	53	120	100.9	58	10	M16x1
SK50-SF32-120K	32	44	53	120	100.9	62	10	M16x1
SK50-SF06-160K	6	21	32	160	140.9	36	10	M5
SK50-SF08-160K	8	21	32	160	140.9	36	10	M6
SK50-SF10-160K	10	24	34	160	140.9	42	10	M8x1
SK50-SF12-160K	12	24	34	160	140.9	47	10	M10x1
SK50-SF14-160K	14	27	42	160	140.9	47	10	M10x1
SK50-SF16-160K	16	27	42	160	140.9	50	10	M12x1
SK50-SF18-160K	18	33	50	160	140.9	50	10	M12x1
SK50-SF20-160K	20	33	50	160	140.9	52	10	M16x1
SK50-SF25-160K	25	44	60	160	140.9	58	10	M16x1
SK50-SF32-160K	32	44	60	160	140.9	62	10	M16x1

SHRINK

**Shrink Fit Chuck 4.5°**
**热缩刀柄, 标准型**

A ↗ ≤0.003	G Value G2.5	 AD AD/B
---------------	-----------------	--

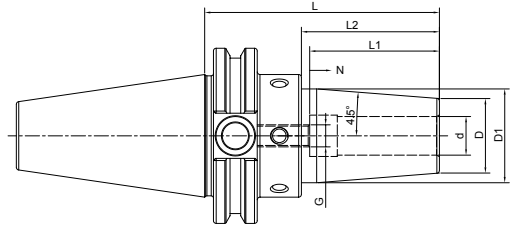


Size	d	D	D1	L	L2	L1	N	G
CAT40-SF03-80	3	15	20	80	60.9	-	-	-
CAT40-SF04-80	4	15	20	80	60.9	-	-	-
CAT40-SF05-80	5	15	20	80	60.9	-	-	-
CAT40-SF06-80	6	21	27	80	60.9	36	10	M5
CAT40-SF08-80	8	21	27	80	60.9	36	10	M6
CAT40-SF10-80	10	24	32	80	60.9	42	10	M8x1
CAT40-SF12-80	12	24	32	80	60.9	47	10	M10x1
CAT40-SF14-80	14	27	34	80	60.9	47	10	M10x1
CAT40-SF16-80	16	27	34	80	60.9	50	10	M12x1
CAT40-SF18-80	18	33	42	80	60.9	50	10	M12x1
CAT40-SF20-80	20	33	42	80	60.9	52	10	M16x1
CAT40-SF25-100	25	44	50	100	80.9	58	10	M16x1
CAT40-SF32-100	32	44	50	100	80.9	62	10	M16x1
CAT40-SF06-120	6	21	27	120	100.9	36	10	M5
CAT40-SF08-120	8	21	27	120	100.9	36	10	M6
CAT40-SF10-120	10	24	32	120	100.9	42	10	M8x1
CAT40-SF12-120	12	24	32	120	100.9	47	10	M10x1
CAT40-SF14-120	14	27	34	120	100.9	47	10	M10x1
CAT40-SF16-120	16	27	34	120	100.9	50	10	M12x1
CAT40-SF18-120	18	33	42	120	100.9	50	10	M12x1
CAT40-SF20-120	20	33	42	120	100.9	52	10	M16x1
CAT40-SF25-120	25	44	50	120	100.9	58	10	M16x1
CAT40-SF06-160	6	21	32	160	140.9	36	10	M5
CAT40-SF08-160	8	21	32	160	140.9	36	10	M6
CAT40-SF10-160	10	24	34	160	140.9	42	10	M8x1
CAT40-SF12-160	12	24	34	160	140.9	47	10	M10x1
CAT40-SF14-160	14	27	42	160	140.9	47	10	M10x1
CAT40-SF16-160	16	27	42	160	140.9	50	10	M12x1
CAT40-SF18-160	18	33	50	160	140.9	50	10	M12x1
CAT40-SF20-160	20	33	50	160	140.9	52	10	M16x1
CAT40-SF25-160	25	44	50	160	140.9	58	10	M16x1
CAT40-SF32-160	32	44	50	160	140.9	62	10	M16x1

**Shrink Fit Chuck 4.5°**

热缩刀柄, 标准型

A ↗ ≤0.003	G Value G2.5	AD AD/B
---------------	-----------------	---------




Size	d	D	D1	L	L2	L1	N	G
CAT40-SF06-200	6	21	32	200	180.9	36	10	M5
CAT40-SF08-200	8	21	32	200	180.9	36	10	M6
CAT40-SF10-200	10	24	34	200	180.9	42	10	M8x1
CAT40-SF12-200	12	24	34	200	180.9	47	10	M10x1
CAT40-SF14-200	14	27	42	200	180.9	47	10	M10x1
CAT40-SF16-200	16	27	42	200	180.9	50	10	M12x1
CAT40-SF18-200	18	33	50	200	180.9	50	10	M12x1
CAT40-SF20-200	20	33	50	200	180.9	52	10	M16x1
CAT40-SF25-200	25	44	50	200	180.9	58	10	M16x1
CAT40-SF32-200	32	44	50	200	180.9	62	10	M16x1
CAT50-SF06-80	6	21	27	80	60.9	36	10	M5
CAT50-SF08-80	8	21	27	80	60.9	36	10	M6
CAT50-SF10-80	10	24	32	80	60.9	42	10	M8x1
CAT50-SF12-80	12	24	32	80	60.9	47	10	M10x1
CAT50-SF14-80	14	27	34	80	60.9	47	10	M10x1
CAT50-SF16-80	16	27	34	80	60.9	50	10	M12x1
CAT50-SF18-80	18	33	42	80	60.9	50	10	M12x1
CAT50-SF20-80	20	33	42	80	60.9	52	10	M16x1
CAT50-SF25-100	25	44	53	100	80.9	58	10	M16x1
CAT50-SF32-100	32	44	53	100	80.9	62	10	M16x1
CAT50-SF06-120	6	21	27	120	100.9	36	10	M5
CAT50-SF08-120	8	21	27	120	100.9	36	10	M6
CAT50-SF10-120	10	24	32	120	100.9	42	10	M8x1
CAT50-SF12-120	12	24	32	120	100.9	47	10	M10x1
CAT50-SF14-120	14	27	34	120	100.9	47	10	M10x1
CAT50-SF16-120	16	27	34	120	100.9	50	10	M12x1
CAT50-SF18-120	18	33	42	120	100.9	50	10	M12x1
CAT50-SF20-120	20	33	42	120	100.9	52	10	M16x1
CAT50-SF25-120	25	44	53	120	100.9	58	10	M16x1
CAT50-SF32-120	32	44	53	120	100.9	62	10	M16x1

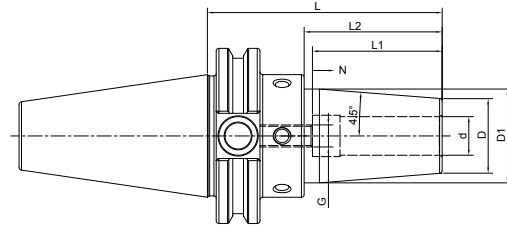
SHRINK



**Shrink Fit Chuck 4.5°**

热缩刀柄, 标准型

A ↗ ≤0.003	G Value G2.5	 AD AD/B
---------------	-----------------	--

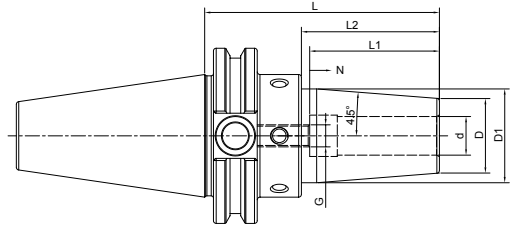


Size	d	D	D1	L	L2	L1	N	G
CAT50-SF06-160	6	21	32	160	140.9	36	10	M5
CAT50-SF08-160	8	21	32	160	140.9	36	10	M6
CAT50-SF10-160	10	24	34	160	140.9	42	10	M8x1
CAT50-SF12-160	12	24	34	160	140.9	47	10	M10x1
CAT50-SF14-160	14	27	42	160	140.9	47	10	M10x1
CAT50-SF16-160	16	27	42	160	140.9	50	10	M12x1
CAT50-SF18-160	18	33	50	160	140.9	50	10	M12x1
CAT50-SF20-160	20	33	50	160	140.9	52	10	M16x1
CAT50-SF25-160	25	44	60	160	140.9	58	10	M16x1
CAT50-SF32-160	32	44	60	160	140.9	62	10	M16x1
CAT50-SF06-200	6	21	32	200	180.9	36	10	M5
CAT50-SF08-200	8	21	32	200	180.9	36	10	M6
CAT50-SF10-200	10	24	34	200	180.9	42	10	M8x1
CAT50-SF12-200	12	24	34	200	180.9	47	10	M10x1
CAT50-SF14-200	14	27	42	200	180.9	47	10	M10x1
CAT50-SF16-200	16	27	42	200	180.9	50	10	M12x1
CAT50-SF18-200	18	33	50	200	180.9	50	10	M12x1
CAT50-SF20-200	20	33	50	200	180.9	52	10	M16x1
CAT50-SF25-200	25	44	60	200	180.9	58	10	M16x1
CAT50-SF32-200	32	44	60	200	180.9	62	10	M16x1

**Shrink Fit Chuck 4.5°**

热缩刀柄, 标准型

A ↗ ≤0.003	G Value G2.5	AD AD/B
---------------	-----------------	---------



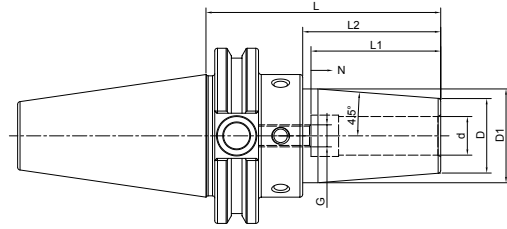
Size	d	D	D1	L	L2	L1	N	G
CAT40-SF1/8-3.15"	0.125"	0.59"	0.79"	3.15"	2.40"	-	-	-
CAT40-SF3/16-3.15"	0.187"	0.59"	0.79"	3.15"	2.40"	-	-	-
CAT40-SF1/4-3.15"	0.250"	0.83"	1.06"	3.15"	2.40"	1.42"	0.39"	M5
CAT40-SF5/16-3.15"	0.312"	0.83"	1.06"	3.15"	2.40"	1.42"	0.39"	M6
CAT40-SF3/8-3.15"	0.375"	0.94"	1.26"	3.15"	2.40"	1.65"	0.39"	M8x1
CAT40-SF1/2-3.15"	0.500"	1.06"	1.34"	3.15"	2.40"	1.85"	0.39"	M10x1
CAT40-SF5/8-3.15"	0.625"	1.06"	1.34"	3.15"	2.40"	1.97"	0.39"	M12x1
CAT40-SF3/4-3.15"	0.750"	1.30"	1.65"	3.15"	2.40"	2.05"	0.39"	M16x1
CAT40-SF1-3.94"	1.000"	1.73"	2.09"	3.94"	3.19"	2.44"	0.39"	M16x1
CAT40-SF1-1/4-3.94"	1.250"	1.73"	2.09"	3.94"	3.19"	2.44"	0.39"	M16x1
CAT40-SF1/8-4.72"	0.125"	0.59"	0.79"	4.72"	3.97"	-	-	-
CAT40-SF3/16-4.72"	0.187"	0.59"	0.79"	4.72"	3.97"	-	-	-
CAT40-SF1/4-4.72"	0.250"	0.83"	1.06"	4.72"	3.97"	1.42"	0.39"	M5
CAT40-SF5/16-4.72"	0.312"	0.83"	1.06"	4.72"	3.97"	1.42"	0.39"	M6
CAT40-SF3/8-4.72"	0.375"	0.94"	1.26"	4.72"	3.97"	1.65"	0.39"	M8x1
CAT40-SF1/2-4.72"	0.500"	1.06"	1.34"	4.72"	3.97"	1.85"	0.39"	M10x1
CAT40-SF5/8-4.72"	0.625"	1.06"	1.34"	4.72"	3.97"	1.97"	0.39"	M12x1
CAT40-SF3/4-4.72"	0.750"	1.30"	1.65"	4.72"	3.97"	2.05"	0.39"	M16x1
CAT40-SF1-4.72"	1.000"	1.73"	2.09"	4.72"	3.97"	2.44"	0.39"	M16x1
CAT40-SF1-1/4-4.72"	1.250"	1.73"	2.09"	4.72"	3.97"	2.44"	0.39"	M16x1
CAT40-SF1/8-6.30"	0.125"	0.59"	0.79"	6.30"	5.55"	-	-	-
CAT40-SF3/16-6.30"	0.187"	0.59"	0.79"	6.30"	5.55"	-	-	-
CAT40-SF1/4-6.30"	0.250"	0.83"	1.26"	6.30"	5.55"	1.42"	0.39"	M5
CAT40-SF5/16-6.30"	0.312"	0.83"	1.26"	6.30"	5.55"	1.42"	0.39"	M6
CAT40-SF3/8-6.30"	0.375"	0.94"	1.34"	6.30"	5.55"	1.65"	0.39"	M8x1
CAT40-SF1/2-6.30"	0.500"	1.06"	1.65"	6.30"	5.55"	1.85"	0.39"	M10x1
CAT40-SF5/8-6.30"	0.625"	1.06"	1.65"	6.30"	5.55"	1.97"	0.39"	M12x1
CAT40-SF3/4-6.30"	0.750"	1.30"	1.75"	6.30"	5.55"	2.05"	0.39"	M16x1
CAT40-SF1-6.30"	1.000"	1.73"	2.09"	6.30"	5.55"	2.44"	0.39"	M16x1
CAT40-SF1-1/4-6.30"	1.250"	1.73"	2.09"	6.30"	5.55"	2.44"	0.39"	M16x1

l1 Max. clamping depth  
l2 Max. length adjustment range

SHRINK

**Shrink Fit Chuck 4.5°**
**热缩刀柄, 标准型**

A ↗ ≤0.003	G Value G2.5	 AD AD/B
---------------	-----------------	-------------



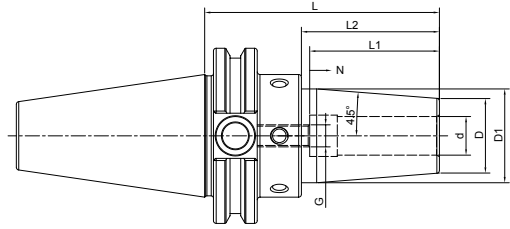
Size	d	D	D1	L	L2	L1	N	G
CAT50-SF1/4-3.15"	0.250"	0.83"	1.06"	3.15"	2.40"	1.42"	0.39"	M5
CAT50-SF3/8-3.15"	0.375"	0.94"	1.26"	3.15"	2.40"	1.65"	0.39"	M8x1
CAT50-SF1/2-3.15"	0.500"	1.06"	1.34"	3.15"	2.40"	1.85"	0.39"	M10x1
CAT50-SF5/8-3.15"	0.625"	1.06"	1.34"	3.15"	2.40"	1.97"	0.39"	M12x1
CAT50-SF3/4-3.15"	0.750"	1.30"	1.65"	3.15"	2.40"	2.05"	0.39"	M16x1
CAT50-SF1-3.94"	1.000"	1.73"	2.09"	3.94"	3.19"	2.44"	0.39"	M16x1
CAT50-SF1-1/4-3.94"	1.250"	1.73"	2.09"	3.94"	3.19"	2.44"	0.39"	M16x1
CAT50-SF1/4-4.72"	0.250"	0.83"	1.06"	4.72"	3.97"	1.42"	0.39"	M5
CAT50-SF3/8-4.72"	0.375"	0.94"	1.26"	4.72"	3.97"	1.65"	0.39"	M8x1
CAT50-SF1/2-4.72"	0.500"	1.06"	1.34"	4.72"	3.97"	1.85"	0.39"	M10x1
CAT50-SF5/8-4.72"	0.625"	1.06"	1.34"	4.72"	3.97"	1.97"	0.39"	M12x1
CAT50-SF3/4-4.72"	0.750"	1.30"	1.65"	4.72"	3.97"	2.05"	0.39"	M16x1
CAT50-SF1-4.72"	1.000"	1.73"	2.09"	4.72"	3.97"	2.44"	0.39"	M16x1
CAT50-SF1-1/4-4.72"	1.250"	1.73"	2.09"	4.72"	3.97"	2.44"	0.39"	M16x1
CAT50-SF1/4-6.30"	0.250"	0.83"	1.26"	6.30"	5.55"	1.42"	0.39"	M5
CAT50-SF3/8-6.30"	0.375"	0.94"	1.34"	6.30"	5.55"	1.65"	0.39"	M8x1
CAT50-SF1/2-6.30"	0.500"	1.06"	1.65"	6.30"	5.55"	1.85"	0.39"	M10x1
CAT50-SF5/8-6.30"	0.625"	1.06"	1.65"	6.30"	5.55"	1.97"	0.39"	M12x1
CAT50-SF3/4-6.30"	0.750"	1.30"	2.01"	6.30"	5.55"	2.05"	0.39"	M16x1
CAT50-SF1-6.30"	1.000"	1.73"	2.36"	6.30"	5.55"	2.44"	0.39"	M16x1
CAT50-SF1-1/4-6.30"	1.250"	1.73"	2.36"	6.30"	5.55"	2.44"	0.39"	M16x1

I1 Max. clamping depth

I2 Max. length adjustment range

**Shrink Fit Chuck 4.5° , Coolant**  
**热缩刀柄, 端面出水型**


A ↗ ≤0.003	G Value G2.5	 AD AD/B
---------------	-----------------	-------------

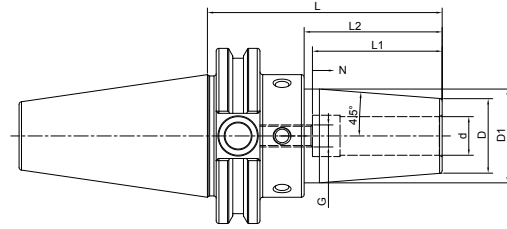


Size	d	D	D1	L	L2	L1	N	G
CAT40-SF03-80K	3	15	20	80	60.9	-	-	-
CAT40-SF04-80K	4	15	20	80	60.9	-	-	-
CAT40-SF05-80K	5	15	20	80	60.9	-	-	-
CAT40-SF06-80K	6	21	27	80	60.9	36	10	M5
CAT40-SF08-80K	8	21	27	80	60.9	36	10	M6
CAT40-SF10-80K	10	24	32	80	60.9	42	10	M8x1
CAT40-SF12-80K	12	24	32	80	60.9	47	10	M10x1
CAT40-SF14-80K	14	27	34	80	60.9	47	10	M10x1
CAT40-SF16-80K	16	27	34	80	60.9	50	10	M12x1
CAT40-SF18-80K	18	33	42	80	60.9	50	10	M12x1
CAT40-SF20-80K	20	33	42	80	60.9	52	10	M16x1
CAT40-SF25-100K	25	44	50	100	80.9	58	10	M16x1
CAT40-SF32-100K	32	44	50	100	80.9	62	10	M16x1
CAT40-SF06-120K	6	21	27	120	100.9	36	10	M5
CAT40-SF08-120K	8	21	27	120	100.9	36	10	M6
CAT40-SF10-120K	10	24	32	120	100.9	42	10	M8x1
CAT40-SF12-120K	12	24	32	120	100.9	47	10	M10x1
CAT40-SF14-120K	14	27	34	120	100.9	47	10	M10x1
CAT40-SF16-120K	16	27	34	120	100.9	50	10	M12x1
CAT40-SF18-120K	18	33	42	120	100.9	50	10	M12x1
CAT40-SF20-120K	20	33	42	120	100.9	52	10	M16x1
CAT40-SF25-120K	25	44	50	120	100.9	58	10	M16x1
CAT40-SF06-160K	6	21	32	160	140.9	36	10	M5
CAT40-SF08-160K	8	21	32	160	140.9	36	10	M6
CAT40-SF10-160K	10	24	34	160	140.9	42	10	M8x1
CAT40-SF12-160K	12	24	34	160	140.9	47	10	M10x1
CAT40-SF14-160K	14	27	42	160	140.9	47	10	M10x1
CAT40-SF16-160K	16	27	42	160	140.9	50	10	M12x1
CAT40-SF18-160K	18	33	50	160	140.9	50	10	M12x1
CAT40-SF20-160K	20	33	50	160	140.9	52	10	M16x1
CAT40-SF25-160K	25	44	50	160	140.9	58	10	M16x1
CAT40-SF32-160K	32	44	50	160	140.9	62	10	M16x1

SHRINK

**Shrink Fit Chuck 4.5° , Coolant**
**热缩刀柄，端面出水型**

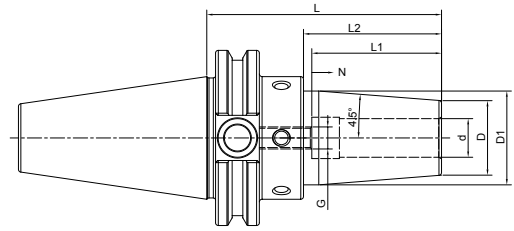
A ↗ ≤0.003	G Value G2.5	 AD AD/B
---------------	-----------------	--



Size	d	D	D1	L	L2	L1	N	G
CAT50-SF06-80K	6	21	27	80	60.9	36	10	M5
CAT50-SF08-80K	8	21	27	80	60.9	36	10	M6
CAT50-SF10-80K	10	24	32	80	60.9	42	10	M8x1
CAT50-SF12-80K	12	24	32	80	60.9	47	10	M10x1
CAT50-SF14-80K	14	27	34	80	60.9	47	10	M10x1
CAT50-SF16-80K	16	27	34	80	60.9	50	10	M12x1
CAT50-SF18-80K	18	33	42	80	60.9	50	10	M12x1
CAT50-SF20-80K	20	33	42	80	60.9	52	10	M16x1
CAT50-SF25-100K	25	44	53	100	80.9	58	10	M16x1
CAT50-SF32-100K	32	44	53	100	80.9	62	10	M16x1
CAT50-SF06-120K	6	21	27	120	100.9	36	10	M5
CAT50-SF08-120K	8	21	27	120	100.9	36	10	M6
CAT50-SF10-120K	10	24	32	120	100.9	42	10	M8x1
CAT50-SF12-120K	12	24	32	120	100.9	47	10	M10x1
CAT50-SF14-120K	14	27	34	120	100.9	47	10	M10x1
CAT50-SF16-120K	16	27	34	120	100.9	50	10	M12x1
CAT50-SF18-120K	18	33	42	120	100.9	50	10	M12x1
CAT50-SF20-120K	20	33	42	120	100.9	52	10	M16x1
CAT50-SF25-120K	25	44	53	120	100.9	58	10	M16x1
CAT50-SF32-120K	32	44	53	120	100.9	62	10	M16x1

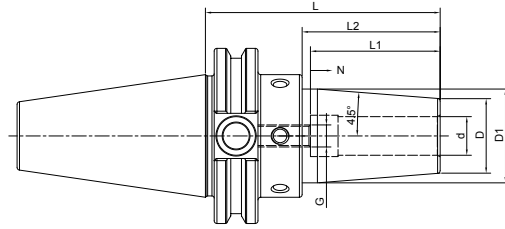
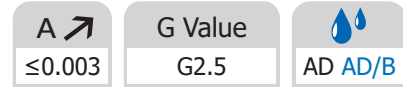
**Shrink Fit Chuck 4.5° , Coolant**  
**热缩刀柄, 端面出水型**

A ↗ ≤0.003	G Value G2.5	AD AD/B
---------------	-----------------	---------



Size	d	D	D1	L	L2	L1	N	G
CAT50-SF06-160K	6	21	32	160	140.9	36	10	M5
CAT50-SF08-160K	8	21	32	160	140.9	36	10	M6
CAT50-SF10-160K	10	24	34	160	140.9	42	10	M8x1
CAT50-SF12-160K	12	24	34	160	140.9	47	10	M10x1
CAT50-SF14-160K	14	27	42	160	140.9	47	10	M10x1
CAT50-SF16-160K	16	27	42	160	140.9	50	10	M12x1
CAT50-SF18-160K	18	33	50	160	140.9	50	10	M12x1
CAT50-SF20-160K	20	33	50	160	140.9	52	10	M16x1
CAT50-SF25-160K	25	44	60	160	140.9	58	10	M16x1
CAT50-SF32-160K	32	44	60	160	140.9	62	10	M16x1
CAT50-SF06-200K	6	21	32	200	180.9	36	10	M5
CAT50-SF08-200K	8	21	32	200	180.9	36	10	M6
CAT50-SF10-200K	10	24	34	200	180.9	42	10	M8x1
CAT50-SF12-200K	12	24	34	200	180.9	47	10	M10x1
CAT50-SF14-200K	14	27	42	200	180.9	47	10	M10x1
CAT50-SF16-200K	16	27	42	200	180.9	50	10	M12x1
CAT50-SF18-200K	18	33	50	200	180.9	50	10	M12x1
CAT50-SF20-200K	20	33	50	200	180.9	52	10	M16x1
CAT50-SF25-200K	25	44	60	200	180.9	58	10	M16x1
CAT50-SF32-200K	32	44	60	200	180.9	62	10	M16x1

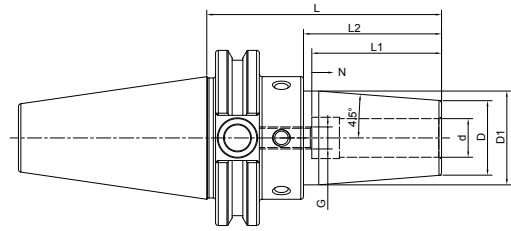
**SHRINK**

**Shrink Fit Chuck 4.5° , Coolant**
**热缩刀柄，端面出水型**


Size	d	D	D1	L	L2	L1	N	G
CAT40-SF1/8-3.15"K	0.125"	0.59"	0.79"	3.15"	2.40"	-	-	-
CAT40-SF3/16-3.15"K	0.187"	0.59"	0.79"	3.15"	2.40"	-	-	-
CAT40-SF1/4-3.15"K	0.250"	0.83"	1.06"	3.15"	2.40"	1.42"	0.39"	M5
CAT40-SF5/16-3.15"K	0.312"	0.83"	1.06"	3.15"	2.40"	1.42"	0.39"	M6
CAT40-SF3/8-3.15"K	0.375"	0.94"	1.26"	3.15"	2.40"	1.65"	0.39"	M8x1
CAT40-SF1/2-3.15"K	0.500"	1.06"	1.34"	3.15"	2.40"	1.85"	0.39"	M10x1
CAT40-SF5/8-3.15"K	0.625"	1.06"	1.34"	3.15"	2.40"	1.97"	0.39"	M12x1
CAT40-SF3/4-3.15"K	0.750"	1.30"	1.65"	3.15"	2.40"	2.05"	0.39"	M16x1
CAT40-SF1-3.94"K	1.000"	1.73"	2.09"	3.94"	3.19"	2.44"	0.39"	M16x1
CAT40-SF1-1/4-3.94"K	1.250"	1.73"	2.09"	3.94"	3.19"	2.44"	0.39"	M16x1
CAT40-SF1/8-4.72"K	0.125"	0.59"	0.79"	4.72"	3.97"	-	-	-
CAT40-SF3/16-4.72"K	0.187"	0.59"	0.79"	4.72"	3.97"	-	-	-
CAT40-SF1/4-4.72"K	0.250"	0.83"	1.06"	4.72"	3.97"	1.42"	0.39"	M5
CAT40-SF5/16-4.72"K	0.312"	0.83"	1.06"	4.72"	3.97"	1.42"	0.39"	M6
CAT40-SF3/8-4.72"K	0.375"	0.94"	1.26"	4.72"	3.97"	1.65"	0.39"	M8x1
CAT40-SF1/2-4.72"K	0.500"	1.06"	1.34"	4.72"	3.97"	1.85"	0.39"	M10x1
CAT40-SF5/8-4.72"K	0.625"	1.06"	1.34"	4.72"	3.97"	1.97"	0.39"	M12x1
CAT40-SF3/4-4.72"K	0.750"	1.30"	1.65"	4.72"	3.97"	2.05"	0.39"	M16x1
CAT40-SF1-4.72"K	1.000"	1.73"	2.09"	4.72"	3.97"	2.44"	0.39"	M16x1
CAT40-SF1-1/4-4.72"K	1.250"	1.73"	2.09"	4.72"	3.97"	2.44"	0.39"	M16x1
CAT40-SF1/8-6.30"K	0.125"	0.59"	0.79"	6.30"	5.55"	-	-	-
CAT40-SF3/16-6.30"K	0.187"	0.59"	0.79"	6.30"	5.55"	-	-	-
CAT40-SF1/4-6.30"K	0.250"	0.83"	1.26"	6.30"	5.55"	1.42"	0.39"	M5
CAT40-SF5/16-6.30"K	0.312"	0.83"	1.26"	6.30"	5.55"	1.42"	0.39"	M6
CAT40-SF3/8-6.30"K	0.375"	0.94"	1.34"	6.30"	5.55"	1.65"	0.39"	M8x1
CAT40-SF1/2-6.30"K	0.500"	1.06"	1.65"	6.30"	5.55"	1.85"	0.39"	M10x1
CAT40-SF5/8-6.30"K	0.625"	1.06"	1.65"	6.30"	5.55"	1.97"	0.39"	M12x1
CAT40-SF3/4-6.30"K	0.750"	1.30"	1.75"	6.30"	5.55"	2.05"	0.39"	M16x1
CAT40-SF1-6.30"K	1.000"	1.73"	2.09"	6.30"	5.55"	2.44"	0.39"	M16x1
CAT40-SF1-1/4-6.30"K	1.250"	1.73"	2.09"	6.30"	5.55"	2.44"	0.39"	M16x1

**Shrink Fit Chuck 4.5° , Coolant**  
**热缩刀柄, 端面出水型**

A ↗ ≤0.003	G Value G2.5	AD AD/B
---------------	-----------------	---------



Size	d	D	D1	L	L2	L1	N	G
CAT50-SF1/4-3.15"K	0.250"	0.83"	1.06"	3.15"	2.40"	1.42"	0.39"	M5
CAT50-SF3/8-3.15"K	0.375"	0.94"	1.26"	3.15"	2.40"	1.65"	0.39"	M8x1
CAT50-SF1/2-3.15"K	0.500"	1.06"	1.34"	3.15"	2.40"	1.85"	0.39"	M10x1
CAT50-SF5/8-3.15"K	0.625"	1.06"	1.34"	3.15"	2.40"	1.97"	0.39"	M12x1
CAT50-SF3/4-3.15"K	0.750"	1.30"	1.65"	3.15"	2.40"	2.05"	0.39"	M16x1
CAT50-SF1-3.94"K	1.000"	1.73"	2.09"	3.94"	3.19"	2.44"	0.39"	M16x1
CAT50-SF1-1/4-3.94"K	1.250"	1.73"	2.09"	3.94"	3.19"	2.44"	0.39"	M16x1
CAT50-SF1/4-4.72"K	0.250"	0.83"	1.06"	4.72"	3.97"	1.42"	0.39"	M5
CAT50-SF3/8-4.72"K	0.375"	0.94"	1.26"	4.72"	3.97"	1.65"	0.39"	M8x1
CAT50-SF1/2-4.72"K	0.500"	1.06"	1.34"	4.72"	3.97"	1.85"	0.39"	M10x1
CAT50-SF5/8-4.72"K	0.625"	1.06"	1.34"	4.72"	3.97"	1.97"	0.39"	M12x1
CAT50-SF3/4-4.72"K	0.750"	1.30"	1.65"	4.72"	3.97"	2.05"	0.39"	M16x1
CAT50-SF1-4.72"K	1.000"	1.73"	2.09"	4.72"	3.97"	2.44"	0.39"	M16x1
CAT50-SF1-1/4-4.72"K	1.250"	1.73"	2.09"	4.72"	3.97"	2.44"	0.39"	M16x1
CAT50-SF1/4-6.30"K	0.250"	0.83"	1.26"	6.30"	5.55"	1.42"	0.39"	M5
CAT50-SF3/8-6.30"K	0.375"	0.94"	1.34"	6.30"	5.55"	1.65"	0.39"	M8x1
CAT50-SF1/2-6.30"K	0.500"	1.06"	1.65"	6.30"	5.55"	1.85"	0.39"	M10x1
CAT50-SF5/8-6.30"K	0.625"	1.06"	1.65"	6.30"	5.55"	1.97"	0.39"	M12x1
CAT50-SF3/4-6.30"K	0.750"	1.30"	2.01"	6.30"	5.55"	2.05"	0.39"	M16x1
CAT50-SF1-6.30"K	1.000"	1.73"	2.36"	6.30"	5.55"	2.44"	0.39"	M16x1
CAT50-SF1-1/4-6.30"K	1.250"	1.73"	2.36"	6.30"	5.55"	2.44"	0.39"	M16x1

SHRINK



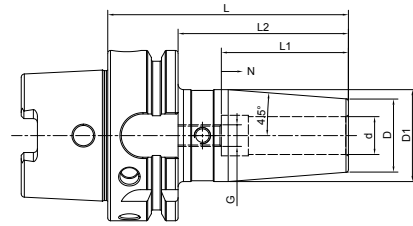
**Shrink Fit Chuck 4.5°**

热缩刀柄, 标准型

 A ↗  
 ≤0.003

 G Value  
 G2.5

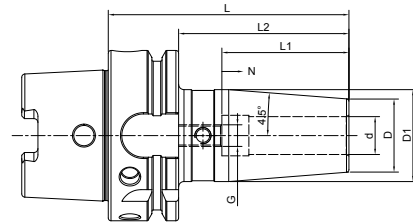
AD AD/B



Size	d	D	D1	L	L2	L1	N	G
HSK32A-SF03-65	3	15	20	65	45	-	-	-
HSK32A-SF04-65	4	15	20	65	45	-	-	-
HSK32A-SF05-65	5	15	20	65	45	-	-	-
HSK32A-SF06-75	6	21	26	75	55	36	10	M5
HSK32A-SF08-75	8	21	26	75	55	36	10	M6
HSK32A-SF10-75	10	24	29	75	55	42	10	M8x1
HSK32A-SF12-80	12	24	29	80	60	47	5	M10x1
HSK40A-SF03-60	3	15	20	60	40	-	-	-
HSK40A-SF04-60	4	15	20	60	40	-	-	-
HSK40A-SF05-60	5	15	20	60	40	-	-	-
HSK40A-SF06-80	6	21	27	80	60	36	10	M5
HSK40A-SF08-80	8	21	27	80	60	36	10	M6
HSK40A-SF10-80	10	24	32	80	60	42	10	M8x1
HSK40A-SF12-90	12	24	32	90	70	47	10	M10x1
HSK40A-SF14-90	14	27	34	90	70	47	10	M10x1
HSK40A-SF16-90	16	27	34	90	70	50	10	M12x1
HSK50A-SF03-80	3	15	20	80	54	-	-	-
HSK50A-SF04-80	4	15	20	80	54	-	-	-
HSK50A-SF05-80	5	15	20	80	54	-	-	-
HSK50A-SF06-80	6	21	27	80	54	36	10	M5
HSK50A-SF08-80	8	21	27	80	54	36	10	M6
HSK50A-SF10-85	10	24	32	85	59	42	10	M8x1
HSK50A-SF12-90	12	24	32	90	64	47	10	M10x1
HSK50A-SF14-90	14	27	34	90	64	47	10	M10x1
HSK50A-SF16-95	16	27	34	95	69	50	10	M12x1
HSK50A-SF18-95	18	33	42	95	69	50	10	M12x1
HSK50A-SF20-100	20	33	42	100	74	52	10	M16x1

**Shrink Fit Chuck 4.5°**  
**热缩刀柄, 标准型**

A ↗ ≤0.003	G Value G2.5	AD AD/B
---------------	-----------------	---------



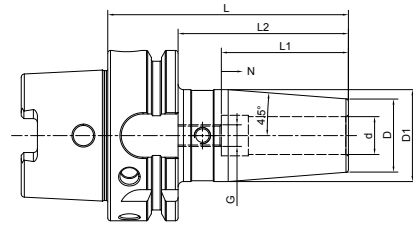
Size	d	D	D1	L	L2	L1	N	G
HSK63A-SF03-80	3	15	20	80	54	-	-	-
HSK63A-SF04-80	4	15	20	80	54	-	-	-
HSK63A-SF05-80	5	15	20	80	54	-	-	-
HSK63A-SF06-80	6	21	27	80	54	36	10	M5
HSK63A-SF08-80	8	21	27	80	54	36	10	M6
HSK63A-SF10-85	10	24	32	85	59	42	10	M8x1
HSK63A-SF12-90	12	24	32	90	64	47	10	M10x1
HSK63A-SF14-90	14	27	34	90	64	47	10	M10x1
HSK63A-SF16-95	16	27	34	95	69	50	10	M12x1
HSK63A-SF18-95	18	33	42	95	69	50	10	M12x1
HSK63A-SF20-100	20	33	42	100	74	52	10	M16x1
HSK63A-SF25-115	25	44	52.5	115	89	58	10	M16x1
HSK63A-SF32-120	32	44	52.5	120	94	62	10	M16x1
HSK63A-SF04-120	4	15	20	120	94	-	-	-
HSK63A-SF06-120	6	21	27	120	94	36	10	M5
HSK63A-SF08-120	8	21	27	120	94	36	10	M6
HSK63A-SF10-120	10	24	32	120	94	42	10	M8x1
HSK63A-SF12-120	12	24	32	120	94	47	10	M10x1
HSK63A-SF14-120	14	27	34	120	94	47	10	M10x1
HSK63A-SF16-120	16	27	34	120	94	50	10	M12x1
HSK63A-SF18-120	18	33	42	120	94	50	10	M12x1
HSK63A-SF20-120	20	33	42	120	94	52	10	M16x1
HSK63A-SF25-120	25	44	52.5	120	94	58	10	M16x1
HSK63A-SF32-120	32	44	52.5	120	94	62	10	M16x1

SHRINK

**Shrink Fit Chuck 4.5°**
**热缩刀柄, 标准型**

 A ↗  
 ≤0.003

 G Value  
 G2.5

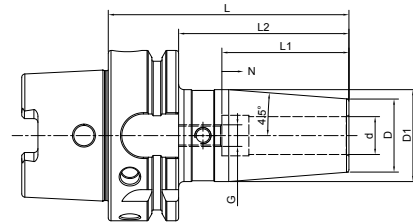
  
 AD AD/B


Size	d	D	D1	L	L2	L1	N	G
HSK63A-SF04-160	4	15	25	160	134	-	-	-
HSK63A-SF06-160	6	21	32	160	134	36	10	M5
HSK63A-SF08-160	8	21	32	160	134	36	10	M6
HSK63A-SF10-160	10	24	34	160	134	42	10	M8x1
HSK63A-SF12-160	12	24	34	160	134	47	10	M10x1
HSK63A-SF14-160	14	27	42	160	134	47	10	M10x1
HSK63A-SF16-160	16	27	42	160	134	50	10	M12x1
HSK63A-SF18-160	18	33	50	160	134	50	10	M12x1
HSK63A-SF20-160	20	33	50	160	134	52	10	M16x1
HSK63A-SF25-160	25	44	52.5	160	134	58	10	M16x1
HSK63A-SF32-160	32	44	52.5	160	134	62	10	M16x1
HSK63A-SF06-200	6	21	32	200	174	36	10	M5
HSK63A-SF08-200	8	21	32	200	174	36	10	M6
HSK63A-SF10-200	10	24	34	200	174	42	10	M8x1
HSK63A-SF12-200	12	24	34	200	174	47	10	M10x1
HSK63A-SF14-200	14	27	42	200	174	47	10	M10x1
HSK63A-SF16-200	16	27	42	200	174	50	10	M12x1
HSK63A-SF18-200	18	33	50	200	174	50	10	M12x1
HSK63A-SF20-200	20	33	50	200	174	52	10	M16x1
HSK63A-SF25-200	25	44	52.5	200	174	58	10	M16x1
HSK63A-SF32-200	32	44	52.5	200	174	62	10	M16x1

**Shrink Fit Chuck 4.5°**

热缩刀柄, 标准型

A ↗ ≤0.003	G Value G2.5	AD AD/B
---------------	-----------------	---------



Size	d	D	D1	L	L2	L1	N	G
HSK80A-SF06-85	6	21	27	85	59	36	10	M5
HSK80A-SF08-85	8	21	27	85	59	36	10	M6
HSK80A-SF10-90	10	24	32	90	64	42	10	M8x1
HSK80A-SF12-95	12	24	32	95	69	47	10	M10x1
HSK80A-SF14-95	14	27	34	95	69	47	10	M10x1
HSK80A-SF16-100	16	27	34	100	74	50	10	M12x1
HSK80A-SF18-100	18	33	42	100	74	50	10	M12x1
HSK80A-SF20-105	20	33	42	105	79	52	10	M16x1
HSK80A-SF25-115	25	44	53	115	89	58	10	M16x1
HSK80A-SF32-120	32	44	53	120	94	62	10	M16x1
HSK100A-SF06-85	6	21	27	85	56	36	10	M5
HSK100A-SF08-85	8	21	27	85	56	36	10	M6
HSK100A-SF10-90	10	24	32	90	61	42	10	M8x1
HSK100A-SF12-95	12	24	32	95	66	47	10	M10x1
HSK100A-SF14-95	14	27	34	95	66	47	10	M10x1
HSK100A-SF16-100	16	27	34	100	71	50	10	M12x1
HSK100A-SF18-100	18	33	42	100	71	50	10	M12x1
HSK100A-SF20-105	20	33	42	105	76	52	10	M16x1
HSK100A-SF25-115	25	44	53	115	86	58	10	M16x1
HSK100A-SF32-120	32	44	53	120	91	62	10	M16x1
HSK100A-SF06-120	6	21	27	120	91	36	10	M5
HSK100A-SF08-120	8	21	27	120	91	36	10	M6
HSK100A-SF10-120	10	24	32	120	91	42	10	M8x1
HSK100A-SF12-120	12	24	32	120	91	47	10	M10x1
HSK100A-SF14-120	14	27	34	120	91	47	10	M10x1
HSK100A-SF16-120	16	27	34	120	91	50	10	M12x1
HSK100A-SF18-120	18	33	42	120	91	50	10	M12x1
HSK100A-SF20-120	20	33	42	120	91	52	10	M16x1
HSK100A-SF25-120	25	44	53	120	91	58	10	M16x1
HSK100A-SF32-120	32	44	53	120	91	62	10	M16x1

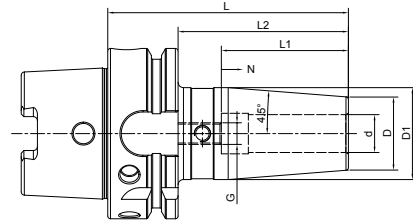
SHRINK

**Shrink Fit Chuck 4.5°**

热缩刀柄, 标准型

 A ↗  
 ≤0.003

 G Value  
 G2.5

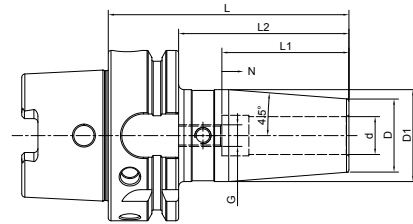
  
 AD AD/B


Size	d	D	D1	L	L2	L1	N	G
HSK100A-SF06-160	6	21	32	160	131	36	10	M5
HSK100A-SF08-160	8	21	32	160	131	36	10	M6
HSK100A-SF10-160	10	24	34	160	131	42	10	M8x1
HSK100A-SF12-160	12	24	34	160	131	47	10	M10x1
HSK100A-SF14-160	14	27	42	160	131	47	10	M10x1
HSK100A-SF16-160	16	27	42	160	131	50	10	M12x1
HSK100A-SF18-160	18	33	50	160	131	50	10	M12x1
HSK100A-SF20-160	20	33	50	160	131	52	10	M16x1
HSK100A-SF25-160	25	44	60	160	131	58	10	M16x1
HSK100A-SF32-160	32	44	60	160	131	62	10	M16x1
HSK100A-SF06-200	6	21	32	200	171	36	10	M5
HSK100A-SF08-200	8	21	32	200	171	36	10	M6
HSK100A-SF10-200	10	24	34	200	171	42	10	M8x1
HSK100A-SF12-200	12	24	34	200	171	47	10	M10x1
HSK100A-SF14-200	14	27	42	200	171	47	10	M10x1
HSK100A-SF16-200	16	27	42	200	171	50	10	M12x1
HSK100A-SF18-200	18	33	50	200	171	50	10	M12x1
HSK100A-SF20-200	20	33	50	200	171	52	10	M16x1
HSK100A-SF25-200	25	44	60	200	171	58	10	M16x1
HSK100A-SF32-200	32	44	60	200	171	62	10	M16x1

**Shrink Fit Chuck 4.5°**

热缩刀柄, 标准型

A ↗ ≤0.003	G Value G2.5	AD AD/B
---------------	-----------------	---------

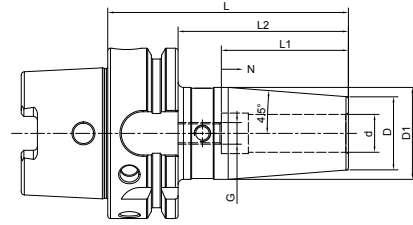


Size	d	D	D1	L	L2	L1	N	G
HSK63A-SF1/8-3.15"	0.125"	0.59"	0.79"	3.15"	2.13"	-	-	-
HSK63A-SF3/16-3.15"	0.187"	0.59"	0.79"	3.15"	2.13"	-	-	-
HSK63A-SF1/4-3.15"	0.250"	0.83"	1.06"	3.15"	2.13"	1.42"	0.39"	M5
HSK63A-SF5/16-3.15"	0.312"	0.83"	1.06"	3.15"	2.13"	1.42"	0.39"	M6
HSK63A-SF3/8-3.35"	0.375"	0.94"	1.26"	3.35"	2.32"	1.65"	0.39"	M8x1
HSK63A-SF1/2-3.54"	0.500"	1.06"	1.34"	3.54"	2.52"	1.85"	0.39"	M10x1
HSK63A-SF5/8-3.74"	0.625"	1.06"	1.34"	3.74"	2.72"	1.97"	0.39"	M12x1
HSK63A-SF3/4-3.94"	0.750"	1.30"	1.65"	3.94"	2.91"	2.05"	0.39"	M16x1
HSK63A-SF1-4.53"	1.000"	1.73"	2.07"	4.53"	3.50"	2.44"	0.39"	M16x1
HSK63A-SF1/8-4.72"	0.125"	0.59"	0.79"	4.72"	3.70"	-	-	-
HSK63A-SF3/16-4.72"	0.187"	0.59"	0.79"	4.72"	3.70"	-	-	-
HSK63A-SF1/4-4.72"	0.250"	0.83"	1.06"	4.72"	3.70"	1.42"	0.39"	M5
HSK63A-SF5/16-4.72"	0.312"	0.83"	1.06"	4.72"	3.70"	1.42"	0.39"	M6
HSK63A-SF3/8-4.72"	0.375"	0.94"	1.26"	4.72"	3.70"	1.65"	0.39"	M8x1
HSK63A-SF1/2-4.72"	0.500"	1.06"	1.34"	4.72"	3.70"	1.85"	0.39"	M10x1
HSK63A-SF5/8-4.72"	0.625"	1.06"	1.34"	4.72"	3.70"	1.97"	0.39"	M12x1
HSK63A-SF3/4-4.72"	0.750"	1.30"	1.65"	4.72"	3.70"	2.05"	0.39"	M16x1
HSK63A-SF1-4.72"	1.000"	1.73"	2.07"	4.72"	3.70"	2.44"	0.39"	M16x1
HSK63A-SF1-1/4-4.72"	1.250"	1.73"	2.07"	4.72"	3.70"	2.44"	0.39"	M16x1
HSK63A-SF1/8-6.3"	0.125"	0.59"	1.06"	6.30"	5.28"	-	-	-
HSK63A-SF3/16-6.3"	0.187"	0.59"	1.06"	6.30"	5.28"	-	-	-
HSK63A-SF1/4-6.3"	0.250"	0.83"	1.26"	6.30"	5.28"	1.42"	0.39"	M5
HSK63A-SF5/16-6.3"	0.312"	0.83"	1.26"	6.30"	5.28"	1.42"	0.39"	M6
HSK63A-SF3/8-6.3"	0.375"	0.94"	1.34"	6.30"	5.28"	1.65"	0.39"	M8x1
HSK63A-SF1/2-6.3"	0.500"	1.06"	1.65"	6.30"	5.28"	1.85"	0.39"	M10x1
HSK63A-SF5/8-6.3"	0.625"	1.06"	1.65"	6.30"	5.28"	1.97"	0.39"	M12x1
HSK63A-SF3/4-6.3"	0.750"	1.30"	2.01"	6.30"	5.28"	2.05"	0.39"	M16x1
HSK63A-SF1-6.3"	1.000"	1.73"	2.07"	6.30"	5.28"	2.44"	0.39"	M16x1
HSK63A-SF1-1/4-6.3"	1.250"	1.73"	2.07"	6.30"	5.28"	2.44"	0.39"	M16x1

SHRINK

**Shrink Fit Chuck 4.5° , Coolant**
**热缩刀柄, 标准型水型**

A ↗ ≤0.003	G Value G2.5	AD AD/B
---------------	-----------------	---------

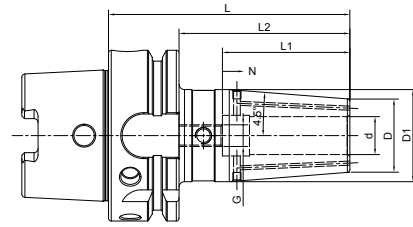


Size	d	D	D1	L	L2	L1	N	G
HSK80A-SF1/4-3.35"	0.250"	0.83"	1.06"	3.35"	2.32"	1.42"	0.39"	M5
HSK80A-SF3/8-3.54"	0.375"	0.94"	1.26"	3.54"	2.52"	1.65"	0.39"	M8x1
HSK80A-SF1/2-3.74"	0.500"	1.06"	1.34"	3.74"	2.72"	1.85"	0.39"	M10x1
HSK80A-SF5/8-3.94"	0.625"	1.06"	1.34"	3.94"	2.91"	1.97"	0.39"	M12x1
HSK80A-SF3/4-4.13"	0.750"	1.30"	1.65"	4.13"	3.11"	2.05"	0.39"	M16x1
HSK80A-SF1-4.53"	1.000"	1.73"	2.09"	4.53"	3.50"	2.44"	0.39"	M16x1
HSK80A-SF1-1/4-4.72"	1.250"	1.73"	2.09"	4.72"	3.70"	2.44"	0.39"	M16x1
HSK100A-SF1/4-3.35"	0.250"	0.83"	1.06"	3.35"	2.20"	1.42"	0.39"	M5
HSK100A-SF3/8-3.54"	0.375"	0.94"	1.26"	3.54"	2.40"	1.65"	0.39"	M8x1
HSK100A-SF1/2-3.74"	0.500"	1.06"	1.34"	3.74"	2.60"	1.85"	0.39"	M10x1
HSK100A-SF5/8-3.94"	0.625"	1.06"	1.34"	3.94"	2.80"	1.97"	0.39"	M12x1
HSK100A-SF3/4-4.13"	0.750"	1.30"	1.65"	4.13"	2.99"	2.05"	0.39"	M16x1
HSK100A-SF1-4.53"	1.000"	1.73"	2.09"	4.53"	3.39"	2.44"	0.39"	M16x1
HSK100A-SF1/4-4.72"	0.250"	0.83"	1.06"	4.72"	3.58"	1.42"	0.39"	M5
HSK100A-SF3/8-4.72"	0.375"	0.94"	1.26"	4.72"	3.58"	1.65"	0.39"	M8x1
HSK100A-SF1/2-4.72"	0.500"	1.06"	1.34"	4.72"	3.58"	1.85"	0.39"	M10x1
HSK100A-SF5/8-4.72"	0.625"	1.06"	1.34"	4.72"	3.58"	1.97"	0.39"	M12x1
HSK100A-SF3/4-4.72"	0.750"	1.30"	1.65"	4.72"	3.58"	2.05"	0.39"	M16x1
HSK100A-SF1-4.72"	1.000"	1.73"	2.09"	4.72"	3.58"	2.44"	0.39"	M16x1
HSK100A-SF1-1/4-4.72"	1.250"	1.73"	2.09"	4.72"	3.58"	2.44"	0.39"	M16x1
HSK100A-SF1/4-6.30"	0.250"	0.83"	1.26"	6.30"	5.16"	1.42"	0.39"	M5
HSK100A-SF3/8-6.30"	0.375"	0.94"	1.34"	6.30"	5.16"	1.65"	0.39"	M8x1
HSK100A-SF1/2-6.30"	0.500"	1.06"	1.65"	6.30"	5.16"	1.85"	0.39"	M10x1
HSK100A-SF5/8-6.30"	0.625"	1.06"	1.65"	6.30"	5.16"	1.97"	0.39"	M12x1
HSK100A-SF3/4-6.30"	0.750"	1.30"	2.01"	6.30"	5.16"	2.05"	0.39"	M16x1
HSK100A-SF1-6.30"	1.000"	1.73"	2.36"	6.30"	5.16"	2.44"	0.39"	M16x1
HSK100A-SF1-1/4-6.30"	1.250"	1.73"	2.36"	6.30"	5.16"	2.44"	0.39"	M16x1

**SHRINK**

**Shrink Fit Chuck 4.5° , Coolant**  
**热缩刀柄, 端面出水型**

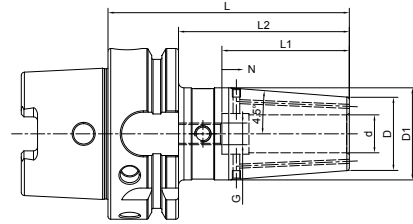
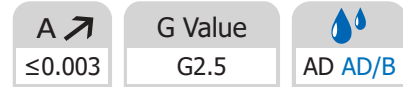
A ↗ ≤0.003	G Value G2.5	AD AD/B
---------------	-----------------	---------



Size	d	D	D1	L	L2	L1	N	G
HSK63A-SF03-80K	3	15	20	80	54	-	-	-
HSK63A-SF04-80K	4	15	20	80	54	-	-	-
HSK63A-SF05-80K	5	15	20	80	54	-	-	-
HSK63A-SF06-80K	6	21	27	80	54	36	10	M5
HSK63A-SF08-80K	8	21	27	80	54	36	10	M6
HSK63A-SF10-85K	10	24	32	85	59	42	10	M8x1
HSK63A-SF12-90K	12	24	32	90	64	47	10	M10x1
HSK63A-SF14-90K	14	27	34	90	64	47	10	M10x1
HSK63A-SF16-95K	16	27	34	95	69	50	10	M12x1
HSK63A-SF18-95K	18	33	42	95	69	50	10	M12x1
HSK63A-SF20-100K	20	33	42	100	74	52	10	M16x1
HSK63A-SF25-115K	25	44	52.5	115	89	58	10	M16x1
HSK63A-SF32-120K	32	44	52.5	120	94	62	10	M16x1
HSK63A-SF04-120K	4	15	20	120	94	-	-	-
HSK63A-SF06-120K	6	21	27	120	94	36	10	M5
HSK63A-SF08-120K	8	21	27	120	94	36	10	M6
HSK63A-SF10-120K	10	24	32	120	94	42	10	M8x1
HSK63A-SF12-120K	12	24	32	120	94	47	10	M10x1
HSK63A-SF14-120K	14	27	34	120	94	47	10	M10x1
HSK63A-SF16-120K	16	27	34	120	94	50	10	M12x1
HSK63A-SF18-120K	18	33	42	120	94	50	10	M12x1
HSK63A-SF20-120K	20	33	42	120	94	52	10	M16x1
HSK63A-SF25-120K	25	44	52.5	120	94	58	10	M16x1
HSK63A-SF32-120K	32	44	52.5	120	94	62	10	M16x1

SHRINK

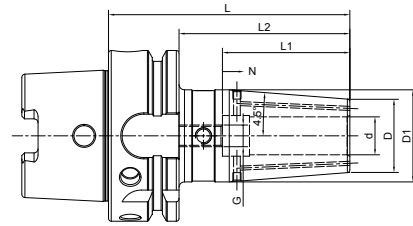


**Shrink Fit Chuck 4.5° , Coolant**
**热缩刀柄，端面出水型**


Size	d	D	D1	L	L2	L1	N	G
HSK63A-SF04-160K	4	15	25	160	134	-	-	-
HSK63A-SF06-160K	6	21	32	160	134	36	10	M5
HSK63A-SF08-160K	8	21	32	160	134	36	10	M6
HSK63A-SF10-160K	10	24	34	160	134	42	10	M8x1
HSK63A-SF12-160K	12	24	34	160	134	47	10	M10x1
HSK63A-SF14-160K	14	27	42	160	134	47	10	M10x1
HSK63A-SF16-160K	16	27	42	160	134	50	10	M12x1
HSK63A-SF18-160K	18	33	50	160	134	50	10	M12x1
HSK63A-SF20-160K	20	33	50	160	134	52	10	M16x1
HSK63A-SF25-160K	25	44	52.5	160	134	58	10	M16x1
HSK63A-SF32-160K	32	44	52.5	160	134	62	10	M16x1
HSK100A-SF06-85K	6	21	27	85	56	36	10	M5
HSK100A-SF08-85K	8	21	27	85	56	36	10	M6
HSK100A-SF10-90K	10	24	32	90	61	42	10	M8x1
HSK100A-SF12-95K	12	24	32	95	66	47	10	M10x1
HSK100A-SF14-95K	14	27	34	95	66	47	10	M10x1
HSK100A-SF16-100K	16	27	34	100	71	50	10	M12x1
HSK100A-SF18-100K	18	33	42	100	71	50	10	M12x1
HSK100A-SF20-105K	20	33	42	105	76	52	10	M16x1
HSK100A-SF25-115K	25	44	53	115	86	58	10	M16x1
HSK100A-SF32-120K	32	44	53	120	91	62	10	M16x1

**Shrink Fit Chuck 4.5° , Coolant**  
**热缩刀柄, 端面出水型**

A ↗ ≤0.003	G Value G2.5	AD AD/B
---------------	-----------------	---------



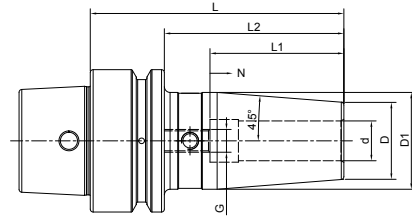
Size	d	D	D1	L	L2	L1	N	G
HSK100A-SF06-120K	6	21	27	120	91	36	10	M5
HSK100A-SF08-120K	8	21	27	120	91	36	10	M6
HSK100A-SF10-120K	10	24	32	120	91	42	10	M8x1
HSK100A-SF12-120K	12	24	32	120	91	47	10	M10x1
HSK100A-SF14-120K	14	27	34	120	91	47	10	M10x1
HSK100A-SF16-120K	16	27	34	120	91	50	10	M12x1
HSK100A-SF18-120K	18	33	42	120	91	50	10	M12x1
HSK100A-SF20-120K	20	33	42	120	91	52	10	M16x1
HSK100A-SF25-120K	25	44	53	120	91	58	10	M16x1
HSK100A-SF32-120K	32	44	53	120	91	62	10	M16x1
HSK100A-SF06-160K	6	21	32	160	131	36	10	M5
HSK100A-SF08-160K	8	21	32	160	131	36	10	M6
HSK100A-SF10-160K	10	24	34	160	131	42	10	M8x1
HSK100A-SF12-160K	12	24	34	160	131	47	10	M10x1
HSK100A-SF14-160K	14	27	42	160	131	47	10	M10x1
HSK100A-SF16-160K	16	27	42	160	131	50	10	M12x1
HSK100A-SF18-160K	18	33	50	160	131	50	10	M12x1
HSK100A-SF20-160K	20	33	50	160	131	52	10	M16x1
HSK100A-SF25-160K	25	44	60	160	131	58	10	M16x1
HSK100A-SF32-160K	32	44	60	160	131	62	10	M16x1

**SHRINK**

**Shrink Fit Chuck 4.5°**

热缩刀柄, 标准型

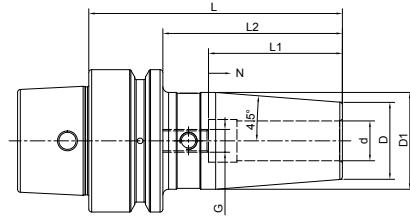
A ↗ ≤0.003	G Value G2.5	AD AD/B
---------------	-----------------	---------



Size	d	D	D1	L	L2	L1	N	G
HSK25E-SF06-50	6	15	19	50	40	36	5	M5
HSK32E-SF03-60	3	15	20	60	40	-	-	-
HSK32E-SF04-60	4	15	20	60	40	-	-	-
HSK32E-SF05-60	5	15	20	60	40	-	-	-
HSK32E-SF06-70	6	20	26	70	50	36	10	M5
HSK32E-SF08-70	8	20	26	70	50	36	10	M6
HSK32E-SF10-70	10	24	29	70	50	42	10	M8x1
HSK32E-SF12-70	12	24	29	70	50	47	10	M10x1
HSK40E-SF03-60	3	15	20	60	40	-	-	-
HSK40E-SF04-60	4	15	20	60	40	-	-	-
HSK40E-SF05-60	5	15	20	60	40	-	-	-
HSK40E-SF06-65	6	21	27	65	45	36	-	-
HSK40E-SF08-65	8	21	27	65	45	36	-	-
HSK40E-SF10-65	10	24	30	65	45	42	-	-
HSK40E-SF12-65	12	24	30	65	45	47	-	-
HSK40E-SF03-80	3	15	20	80	60	-	-	-
HSK40E-SF04-80	4	15	20	80	60	-	-	-
HSK40E-SF05-80	5	15	20	80	60	-	-	-
HSK40E-SF06-80	6	21	27	80	60	36	10	M5
HSK40E-SF08-80	8	21	27	80	60	36	10	M6
HSK40E-SF10-80	10	24	32	80	60	42	10	M8x1
HSK40E-SF12-90	12	24	32	90	70	47	10	M10x1
HSK40E-SF16-90	16	27	34	90	70	50	10	M12x1
HSK40E-SF03-120	3	15	20	120	100	-	-	-
HSK40E-SF04-120	4	15	20	120	100	-	-	-
HSK40E-SF05-120	5	15	20	120	100	-	-	-
HSK40E-SF06-120	6	21	27	120	100	36	10	M5
HSK40E-SF08-120	8	21	27	120	100	36	10	M6
HSK40E-SF10-120	10	24	32	120	100	42	10	M8x1
HSK40E-SF12-120	12	24	32	120	100	47	10	M10x1

**Shrink Fit Chuck 4.5°**  
**热缩刀柄, 标准型**

A ↗ ≤0.003	G Value G2.5	AD AD/B
---------------	-----------------	---------




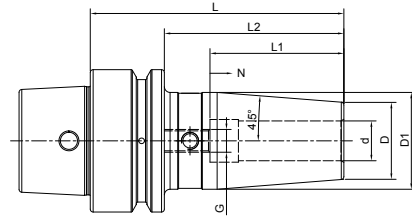
Size	d	D	D1	L	L2	L1	N	G
HSK50E-SF03-80	3	15	20	80	54	-	-	-
HSK50E-SF04-80	4	15	20	80	54	-	-	-
HSK50E-SF05-80	5	15	20	80	54	-	-	-
HSK50E-SF06-80	6	21	27	80	54	36	10	M5
HSK50E-SF08-80	8	21	27	80	54	36	10	M6
HSK50E-SF10-85	10	24	32	85	59	42	10	M8x1
HSK50E-SF12-90	12	24	32	90	64	47	10	M10x1
HSK50E-SF14-90	14	27	34	90	64	47	10	M10x1
HSK50E-SF16-95	16	27	34	95	69	50	10	M12x1
HSK50E-SF18-95	18	33	42	95	69	50	10	M12x1
HSK50E-SF20-100	20	33	42	100	74	52	10	M16x1
HSK50E-SF03-80	3	15	20	80	94	-	-	-
HSK50E-SF04-80	4	15	20	80	94	-	-	-
HSK50E-SF05-80	5	15	20	80	94	-	-	-
HSK50E-SF06-80	6	21	27	80	94	36	10	M5
HSK50E-SF08-80	8	21	27	80	94	36	10	M6
HSK50E-SF10-85	10	24	32	85	94	42	10	M8x1
HSK50E-SF12-90	12	24	32	90	94	47	10	M10x1
HSK50E-SF16-95	16	27	34	95	94	50	10	M12x1
HSK63E-SF06-90	6	21	27	90	64	36	10	M5
HSK63E-SF08-90	8	21	27	90	64	36	10	M6
HSK63E-SF10-90	10	24	32	90	64	42	10	M8x1
HSK63E-SF12-90	12	24	32	90	64	47	10	M10x1
HSK63E-SF14-90	14	27	34	90	64	47	10	M10x1
HSK63E-SF16-95	16	27	34	95	69	50	10	M12x1
HSK63E-SF18-95	18	33	42	95	69	50	10	M12x1
HSK63E-SF20-100	20	33	42	100	74	52	10	M16x1
HSK63E-SF25-115	25	44	53	115	89	58	10	M16x1

SHRINK

**Shrink Fit Chuck 4.5°**

热缩刀柄, 标准型

A ↗ ≤0.003	G Value G2.5	 AD AD/B
---------------	-----------------	--

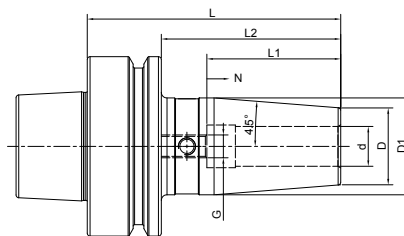


Size	d	D	D1	L	L2	L1	N	G
HSK40E-SF1/8"-3.54"	1/8"	0.36"	0.47"	3.54"		0.79"		-
HSK40E-SF3/16"-3.54"	3/16"	0.63"	0.71"	3.54"		0.79"		-
HSK40E-SF1/4"-3.54"	1/4"	0.71"	1.06"	3.54"		1.42"	M5 x 0.8P	
HSK40E-SF5/16"-3.54"	5/16"	0.83"	1.06"	3.54"		1.42"	M6 x 1.0P	
HSK40E-SF3/8"-3.54"	3/8"	0.94"	1.26"	3.54"		1.65"	M8 x 1.25P	

**Shrink Fit Chuck 4.5°**

热缩刀柄, 标准型

A ↗ ≤0.003	G Value G2.5	AD AD/B
---------------	-----------------	---------



Size	d	D	D1	L	L2	L1	N	G
HSK40F-SF03-60	3	15	20	60	40	-	-	-
HSK40F-SF04-60	4	15	20	60	40	-	-	-
HSK40F-SF05-60	5	15	20	60	40	-	-	-
HSK40F-SF06-65	6	21	27	65	45	36	5	M5
HSK40F-SF08-65	8	21	27	65	45	36	5	M6
HSK40F-SF10-65	10	24	31	65	45	42	5	M8x1
HSK40F-SF12-65	12	24	31	65	45	42	5	M10x1
HSK40F-SF06-80	6	21	27	80	60	36	10	M5
HSK40F-SF08-80	8	21	27	80	60	36	10	M6
HSK40F-SF10-80	10	24	32	80	60	42	10	M8x1
HSK40F-SF12-90	12	24	32	90	70	47	10	M10x1
HSK40F-SF16-90	16	27	34	90	70	50	10	M12x1
HSK63F-SF03-90	3	15	20	90	64	-	-	-
HSK63F-SF04-90	4	15	20	90	64	-	-	-
HSK63F-SF05-90	5	15	20	90	64	-	-	-
HSK63F-SF06-90	6	21	27	90	64	36	10	M5
HSK63F-SF08-90	8	21	27	90	64	36	10	M6
HSK63F-SF10-90	10	24	32	90	64	42	10	M8x1
HSK63F-SF12-90	12	24	32	90	64	47	10	M10x1
HSK63F-SF14-95	14	27	34	95	69	47	10	M10x1
HSK63F-SF16-95	16	27	34	95	69	50	10	M12x1
HSK63F-SF18-95	18	33	42	95	69	50	10	M12x1
HSK63F-SF20-100	20	33	42	100	74	52	10	M16x1
HSK63F-SF25-115	25	36	42	115	89	58	10	M16x1

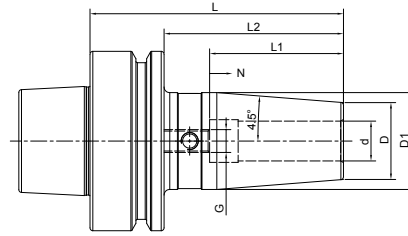
SHRINK

**Shrink Fit Chuck 4.5°**

热缩刀柄, 标准型

 A ↗  
 ≤0.003

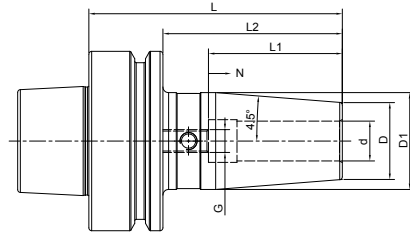
 G Value  
 G2.5

  
 AD AD/B


Size	d	D	D1	L	L2	L1	N	G
HSK63F-SF03-120	3	15	20	120	94	-	-	-
HSK63F-SF04-120	4	15	20	120	94	-	-	-
HSK63F-SF05-120	5	15	20	120	94	-	-	-
HSK63F-SF06-120	6	21	27	120	94	36	10	M5
HSK63F-SF08-120	8	21	27	120	94	36	10	M6
HSK63F-SF10-120	10	24	32	120	94	42	10	M8x1
HSK63F-SF12-120	12	24	32	120	94	47	10	M10x1
HSK63F-SF14-120	14	27	34	120	94	47	10	M10x1
HSK63F-SF16-120	16	27	34	120	94	50	10	M12x1
HSK63F-SF18-120	18	33	42	120	94	50	10	M12x1
HSK63F-SF20-120	20	33	42	120	94	52	10	M16x1
HSK63F-SF03-160	3	15	27	160	134	-	-	-
HSK63F-SF04-160	4	15	27	160	134	-	-	-
HSK63F-SF05-160	5	15	27	160	134	-	-	-
HSK63F-SF06-160	6	21	32	160	134	36	10	M5
HSK63F-SF08-160	8	21	32	160	134	36	10	M6
HSK63F-SF10-160	10	24	34	160	134	42	10	M8x1
HSK63F-SF12-160	12	24	34	160	134	47	10	M10x1
HSK63F-SF14-160	14	27	42	160	134	47	10	M10x1
HSK63F-SF16-160	16	27	42	160	134	50	10	M12x1
HSK63F-SF18-160	18	33	51	160	134	50	10	M12x1
HSK63F-SF20-160	20	33	51	160	134	52	10	M16x1

**Shrink Fit Chuck 4.5°**  
**热缩刀柄, 标准型**

A ↗ ≤0.003	G Value G2.5	AD AD/B
---------------	-----------------	---------



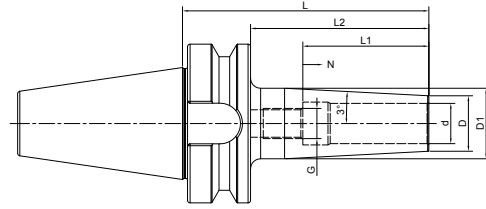
Size	d	D	D1	L	L2	L1	N	G
HSK63F-SF1/4"-3.54"	1/4"	.83"	1.06"	3.54		1.42"		M5 x 0.8P
HSK63F-SF5/16"-3.54"	5/16"	.79"	1.06"	3.54		1.42"		M6 x 1.0P
HSK63F-SF3/8"-3.54"	3/8"	.94"	1.26"	3.54		1.65"		M8 x 1.25P
HSK63F-SF1/2"-3.54"	1/2"	.94"	1.34"	3.54		1.85"		M10 x 1.5P
HSK63F-SF5/8"-3.74"	5/8"	1.06"	1.34"	3.74"		1.97"		M12 x 1.75P
HSK63F-SF3/4"-3.94"	3/4"	1.42"	1.65"	3.94"		2.05"		M16 x 2.0P
HSK63F-SF1.0"-4.53"	1"	1.42"	1.65"	4.53"		2.28"		M20 x 2.0P



**Shrink Chuck, 3°**
**热缩刀柄 3 度, 细长型**

 A ↗  
 ≤0.003

 G Value  
 G2.5

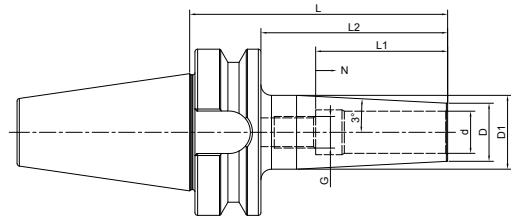
  
 AD AD/B


Size	d	D	D1	L	L2	L1	N	G
BT30-SFS03-80	3	9	13	80	58	-	-	-
BT30-SFS04-80	4	10	14	80	58	-	-	-
BT30-SFS06-80	6	12	-	80	58	36	5	M5
BT30-SFS08-80	8	14	-	80	58	36	5	M6
BT30-SFS10-80	10	16	-	80	58	42	5	M8x1
BT30-SFS12-80	12	18	-	80	58	47	5	M10x1
BT30-SFS16-80	16	22	-	80	58	50	5	M12x1
BT40-SFS03-90	3	9	13	90	63	-	-	-
BT40-SFS04-90	4	10	14	90	63	-	-	-
BT40-SFS06-90	6	12	18	90	63	36	5	M5
BT40-SFS08-90	8	14	20	90	63	36	5	M6
BT40-SFS10-90	10	16	22	90	63	42	5	M8x1
BT40-SFS12-90	12	18	24	90	63	47	5	M10x1
BT40-SFS16-90	16	22	28	90	63	50	5	M12x1
BT40-SFS03-120	3	9	16	120	93	-	-	-
BT40-SFS04-120	4	10	17	120	93	-	-	-
BT40-SFS06-120	6	12	21	120	93	36	5	M5
BT40-SFS08-120	8	14	23	120	93	36	5	M6
BT40-SFS10-120	10	16	25	120	93	42	5	M8x1
BT40-SFS12-120	12	18	27	120	93	47	5	M10x1
BT40-SFS16-120	16	22	31	120	93	50	5	M12x1
BT40-SFS03-160	3	9	19	160	133	-	-	-
BT40-SFS04-160	4	10	20	160	133	-	-	-
BT40-SFS06-160	6	12	24	160	133	36	5	M5
BT40-SFS08-160	8	14	26	160	133	36	5	M6
BT40-SFS10-160	10	16	28	160	133	42	5	M8x1
BT40-SFS12-160	12	18	30	160	133	47	5	M10x1
BT40-SFS16-160	16	22	34	160	133	50	5	M12x1

**Shrink Chuck, 3°**

**热缩刀柄 3 度, 细长型**


A ↗ ≤0.003	G Value G2.5	AD AD/B
---------------	-----------------	---------

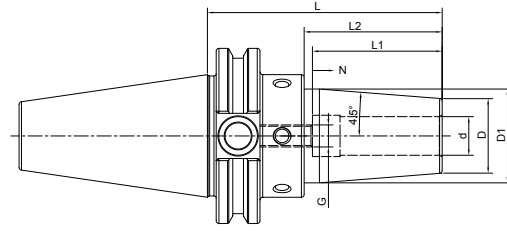


Size	d	D	D1	L	L2	L1	N	G
SK30-SFS03-80	3	9	13	80	60.9	-	-	-
SK30-SFS04-80	4	10	14	80	60.9	-	-	-
SK30-SFS06-80	6	12	18	80	60.9	36	5	M5
SK30-SFS08-80	8	14	20	80	60.9	36	5	M6
SK30-SFS10-80	10	16	22	80	60.9	42	5	M8x1
SK30-SFS12-80	12	18	24	80	60.9	47	5	M10x1
SK30-SFS16-80	16	22	28	80	60.9	50	5	M12x1
SK40-SFS03-90	3	9	13	90	70.9	-	-	-
SK40-SFS04-90	4	10	14	90	70.9	-	-	-
SK40-SFS06-90	6	12	18	90	70.9	36	5	M5
SK40-SFS08-90	8	14	20	90	70.9	36	5	M6
SK40-SFS10-90	10	16	22	90	70.9	42	5	M8x1
SK40-SFS12-90	12	18	24	90	70.9	47	5	M10x1
SK40-SFS16-90	16	22	28	90	70.9	50	5	M12x1
SK40-SFS03-120	3	9	16	120	100.9	-	-	-
SK40-SFS04-120	4	10	17	120	100.9	-	-	-
SK40-SFS06-120	6	12	21	120	100.9	36	5	M5
SK40-SFS08-120	8	14	23	120	100.9	36	5	M6
SK40-SFS10-120	10	16	25	120	100.9	42	5	M8x1
SK40-SFS12-120	12	18	27	120	100.9	47	5	M10x1
SK40-SFS16-120	16	22	31	120	100.9	50	5	M12x1
SK40-SFS03-160	3	9	19	160	140.9	-	-	-
SK40-SFS04-160	4	10	20	160	140.9	-	-	-
SK40-SFS06-160	6	12	24	160	140.9	36	5	M5
SK40-SFS08-160	8	14	26	160	140.9	36	5	M6
SK40-SFS10-160	10	16	28	160	140.9	42	5	M8x1
SK40-SFS12-160	12	18	30	160	140.9	47	5	M10x1
SK40-SFS16-160	16	22	34	160	140.9	50	5	M12x1

SHRINK

**Shrink Fit Chuck 4.5° , Coolant**  
**热缩刀柄, 端面出水型**

A ↗ ≤0.003	G Value G2.5	 AD AD/B
---------------	-----------------	--



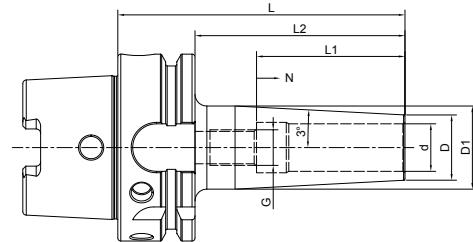
Size	d	D	D1	L	L2	L1	N	G
CAT40-SFS3-80	3	9	15.5	80		45		M6x1.0P
CAT40-SFS4-80	4	10	16.3	80		45		M6x1.0P
CAT40-SFS6-80	6	12	18.3	80		45		M5x0.8P
CAT40-SFS1/8"-3.15"	1/8"	.35"	.60"	3.15"		.78"		M6x1.0P
CAT40-SFS3/16"-3.15"	3/16"	.43"	.68"	3.15"		.78"		M6x1.0P
CAT40-SFS1/4"-3.15"	1/4"	.47"	.72"	3.15"		1.42"		M5x0.8P
CAT40-SFS3/8"-3.15"	3/8"	.63"	.88"	3.15"		1.93"		M8x1.25P
CAT40-SFS1/2"-3.15"	1/2"	.70"	.96"	3.15"		1.93"		M10x1.5P

**Shrink Chuck, 3°**
**热缩刀柄 3 度, 细长型**

 A ↗  
 ≤0.003

 G Value  
 G2.5

AD AD/B



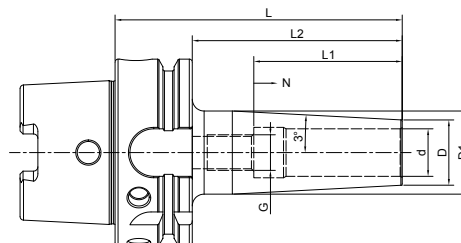
Size	d	D	D1	L	L2	L1	N	G
HSK50A-SFS03-90	3	9	13	90	64	-	-	-
HSK50A-SFS04-90	4	10	14	90	64	-	-	-
HSK50A-SFS06-90	6	12	18	90	64	36	5	M5
HSK50A-SFS08-90	8	14	20	90	64	36	5	M6
HSK50A-SFS10-90	10	16	22	90	64	42	5	M8x1
HSK50A-SFS12-90	12	18	24	90	64	47	5	M10x1
HSK50A-SFS16-90	16	22	28	90	64	50	5	M12x1
HSK50A-SFS03-120	3	9	16	120	94	-	-	-
HSK50A-SFS04-120	4	10	17	120	94	-	-	-
HSK50A-SFS06-120	6	12	21	120	94	36	5	M5
HSK50A-SFS08-120	8	14	23	120	94	36	5	M6
HSK50A-SFS10-120	10	16	25	120	94	42	5	M8x1
HSK50A-SFS12-120	12	18	27	120	94	47	5	M10x1
HSK50A-SFS16-120	16	22	31	120	94	50	5	M12x1
HSK50A-SFS03-160	3	9	19	160	134	-	-	-
HSK50A-SFS04-160	4	10	20	160	134	-	-	-
HSK50A-SFS06-160	6	12	24	160	134	36	5	M5
HSK50A-SFS08-160	8	14	26	160	134	36	5	M6
HSK50A-SFS10-160	10	16	28	160	134	42	5	M8x1
HSK50A-SFS12-160	12	18	30	160	134	47	5	M10x1
HSK50A-SFS16-160	16	22	34	160	134	50	5	M12x1

**SHRINK**

**Shrink Chuck, 3°**

热缩刀柄 3 度, 细长型

A ↗ ≤0.003	G Value G2.5	AD AD/B
---------------	-----------------	---------



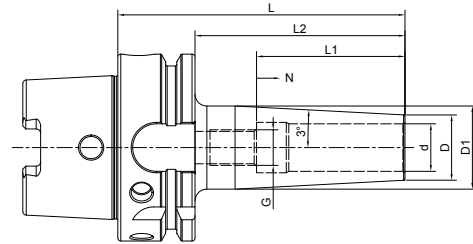
Size	d	D	D1	L	L2	L1	N	G
HSK63A-SFS03-90	3	9	13	90	64	-	-	-
HSK63A-SFS04-90	4	10	14	90	64	-	-	-
HSK63A-SFS06-90	6	12	18	90	64	36	5	M5
HSK63A-SFS08-90	8	14	20	90	64	36	5	M6
HSK63A-SFS10-90	10	16	22	90	64	42	5	M8x1
HSK63A-SFS12-90	12	18	24	90	64	47	5	M10x1
HSK63A-SFS16-90	16	22	28	90	64	50	5	M12x1
HSK63A-SFS03-120	3	9	16	120	94	-	-	-
HSK63A-SFS04-120	4	10	17	120	94	-	-	-
HSK63A-SFS06-120	6	12	21	120	94	36	5	M5
HSK63A-SFS08-120	8	14	23	120	94	36	5	M6
HSK63A-SFS10-120	10	16	25	120	94	42	5	M8x1
HSK63A-SFS12-120	12	18	27	120	94	47	5	M10x1
HSK63A-SFS16-120	16	22	31	120	94	50	5	M12x1
HSK63A-SFS03-160	3	9	19	160	134	-	-	-
HSK63A-SFS04-160	4	10	20	160	134	-	-	-
HSK63A-SFS06-160	6	12	24	160	134	36	5	M5
HSK63A-SFS08-160	8	14	26	160	134	36	5	M6
HSK63A-SFS10-160	10	16	28	160	134	42	5	M8x1
HSK63A-SFS12-160	12	18	30	160	134	47	5	M10x1
HSK63A-SFS16-160	16	22	34	160	134	50	5	M12x1

SHRINK

**Shrink Chuck, 3°**
**热缩刀柄 3 度, 细长型**

 A ↗  
 ≤0.003

 G Value  
 G2.5

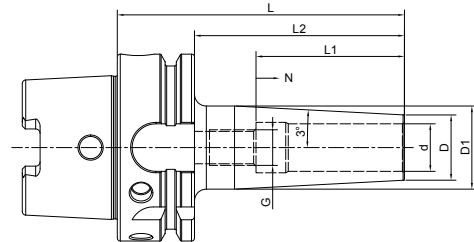
  
 AD AD/B


Size	d	D	D1	L	L2	L1	N	G
HSK63A-SFS1/8-3.15"	0.125"	0.59"	0.79"	3.15"	2.13"	-	-	-
HSK63A-SFS3/16-3.15"	0.187"	0.59"	0.79"	3.15"	2.13"	-	-	-
HSK63A-SFS1/4-3.15"	0.250"	0.83"	1.06"	3.15"	2.13"	1.42"	0.39"	M5
HSK63A-SFS5/16-3.15"	0.312"	0.83"	1.06"	3.15"	2.13"	1.42"	0.39"	M6
HSK63A-SFS3/8-3.35"	0.375"	0.94"	1.26"	3.35"	2.32"	1.65"	0.39"	M8x1
HSK63A-SFS1/2-3.54"	0.500"	1.06"	1.34"	3.54"	2.52"	1.85"	0.39"	M10x1

**Shrink Chuck, 3°**

**热缩刀柄 3 度, 细长型**

A ↗ ≤0.003	G Value G2.5	AD AD/B
---------------	-----------------	---------

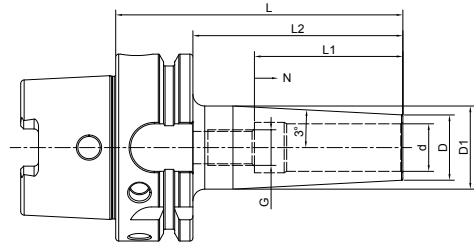


Size	d	D	D1	L	L2	L1	N	G
HSK25E-SFS3-50	3	9	12.5	50	33	23	8	M6
HSK25E-SFS4-50	4	10	13.5	50	33	20	4	M6
HSK25E-SFS5-50	5	11	14.5	50	33	20	3	M6
HSK25E-SFS6-50	6	12	15.5	50	33	36	—	—
HSK25E-SFS8-50	8	14	18	50	38	36	—	—
HSK25E-SFS10-50	10	16	19	50	40	42	—	—
HSK32E-SFS3-64	3	9	13	64	40	20	5	M6
HSK32E-SFS4-64	4	10	14	64	40	20	5	M6
HSK32E-SFS6-74	6	12	17	74	50	36	5	M5
HSK32E-SFS8-74	8	14	19	74	50	36	5	M6
HSK32E-SFS10-78	10	16	21	78	55	42	5	M8x1
HSK40E-SFS3-50	3	9	12	50	24	20	5	M6
HSK40E-SFS4-50	4	10	12,5	50	24	20	5	M6
HSK40E-SFS6-50	6	12	15	50	24	34	—	—
HSK40E-SFS6-60	6	12	16	60	38	36	—	—
HSK40E-SFS8-60	8	14	18	60	38	36	—	—
HSK40E-SFS10-60	10	16	20	60	38	42	—	—
HSK40E-SFS12-60	12	18	22	60	38	42	—	—
HSK50E-SFS3-70	3	9	13	70	42	20	5	M6
HSK50E-SFS4-70	4	10	14	70	42	20	5	M6
HSK50E-SFS6-70	6	12	16	70	42	36	5	M5
HSK50E-SFS8-70	8	14	18	70	42	36	5	M6
HSK50E-SFS10-70	10	16	20	70	42	42	—	—
HSK50E-SFS12-70	12	18	22	70	42	47	—	—
HSK50E-SFS16-70	16	22	26	70	41	47	—	—
HSK50E-SFS6-90	6	12	18	90	60	36	5	M5
HSK50E-SFS8-90	8	14	20	90	60	36	5	M6
HSK50E-SFS10-90	10	16	22	90	60	42	5	M8x1
HSK50E-SFS12-90	12	18	24	90	60	47	5	M10x1
HSK50E-SFS16-90	16	22	28	90	60	50	5	M16x1

**SHRINK**

**Shrink Chuck, 3°**
**热缩刀柄 3 度, 细长型**

A ↗ ≤0.003	G Value G2.5	AD AD/B
---------------	-----------------	---------



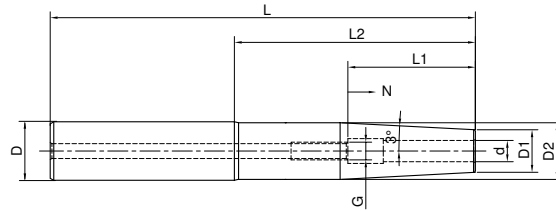
Size	d	D	D1	L	L2	L1	N	G
HSK40E-SFS1/8-2.36"	1/8"	0.36"	0.63"	2.36"		0.78"		M6 x 1.0
HSK40E-SFS3/16-2.36"	3/16"	0.43"	0.69"	2.36"		0.78"		M6 x 1.0
HSK40E-SFS1/4-2.36"	1/4"	0.47"	0.81"	2.36"		1.42"		M5 x 0.8
HSK40E-SFS3/8-2.36"	3/8"	0.63"	0.94"	2.36"		1.65"		M8 x 1.25
HSK40E-SFS1/2-2.36"	1/2"	0.71"	1.06"	2.36"		1.85"		M10 x 1.5

HSK50E-SFS1/8-2.76	0.125	0.39	0.55	2.76	1.65	0.79	0.2	M6
HSK50E-SFS3/16-2.76	0.187	0.39	0.55	2.76	1.65	0.98	0.2	M6
HSK50E-SFS1/4-2.76	0.25	0.47	0.63	2.76	1.65	1.42	0.2	M5
HSK50E-SFS3/8-2.76	0.375	0.63	0.79	2.76	1.65	1.65	0.2	-
HSK50E-SFS1/2-2.76	0.5	0.71	0.87	2.76	1.65	1.85	-	-
HSK50E-SFS5/8-2.76	0.625	0.87	1.02	2.76	1.65	1.85	-	-
HSK50E-SFS1/4-3.54	0.25	0.47	0.71	3.54	2.36	1.42	0.2	M5
HSK50E-SFS3/8-3.54	0.375	0.63	0.87	3.54	2.36	1.65	0.2	M8x1
HSK50E-SFS1/2-3.54	0.5	0.79	1.02	3.54	2.36	1.85	0.2	M10x1
HSK50E-SFS5/8-3.54	0.625	0.87	1.1	3.54	2.36	1.97	0.2	M10x1
HSK50E-SFS1/8-3.94	0.125	0.39	0.67	3.94	2.76	0.79	0.2	M6
HSK50E-SFS3/16-3.94	0.187	0.43	0.71	3.94	2.76	0.98	0.2	M6
HSK50E-SFS1/4-4.72	0.25	0.47	0.83	4.72	3.54	1.42	0.2	M5
HSK50E-SFS3/8-4.72	0.375	0.63	0.98	4.72	3.54	1.65	0.2	M8x1
HSK50E-SFS1/2-4.72	0.5	0.79	1.14	4.72	3.54	1.85	0.2	M10x1
HSK50E-SFS5/8-4.72	0.625	0.87	1.22	4.72	3.54	1.97	0.2	M10x1
HSK50E-SFS1/4-5.91	0.25	0.47	0.94	5.91	4.88	1.42	0.2	M5
HSK50E-SFS3/8-5.91	0.375	0.63	1.1	5.91	4.72	1.65	0.2	M8x1
HSK50E-SFS1/2-5.91	0.5	0.79	1.26	5.91	4.72	1.85	0.2	M10x1
HSK50E-SFS5/8-5.91	0.625	0.87	1.34	5.91	4.72	1.97	0.2	M10x1



## Shrink Fit Extension (with end stop)

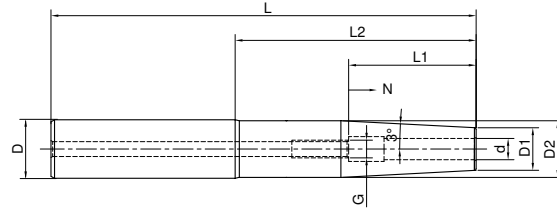
### 3° 直柄热缩延长杆



Size	d	D1	D2	D	L	L1	L2	N	G
C12-SFS03-120	3	9	11.8	12	120	-	73	-	-
C12-SFS04-120	4	10	11.8	12	120	-	73	-	-
C12-SFS05-120	5	11	11.8	12	120	-	73	-	-
C12-SFS06-120	6	12	17	12	120	36	73	10	M5
C12-SFS08-120	8	14	19	12	120	36	73	10	M6
C16-SFS03-120	3	9	13	16	120	-	70	-	-
C16-SFS04-120	4	10	14	16	120	-	70	-	-
C16-SFS05-120	5	11	15	16	120	-	70	-	-
C16-SFS06-120	6	12	15.8	16	120	36	70	10	M5
C16-SFS08-120	8	14	19	16	120	36	70	10	M6
C20-SFS03-120	3	9	13	20	120	-	68	-	-
C20-SFS04-120	4	10	14	20	120	-	68	-	-
C20-SFS05-120	5	11	15	20	120	-	68	-	-
C20-SFS06-120	6	12	16	20	120	36	68	10	M5
C20-SFS08-120	8	14	19	20	120	36	68	10	M6
C20-SFS10-120	10	16	19.8	20	120	42	68	10	M8x1
C20-SFS12-120	12	18	19.8	20	120	47	68	10	M10x1
C12-SFS03-160	3	9	11.8	12	160	-	113	-	-
C12-SFS04-160	4	10	11.8	12	160	-	113	-	-
C16-SFS03-160	3	9	13	16	160	-	110	-	-
C16-SFS04-160	4	10	14	16	160	-	110	-	-
C16-SFS05-160	5	11	15	16	160	-	110	-	-

## Shrink Fit Extension (with end stop)

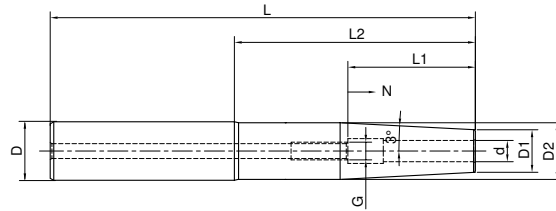
### 3° 直柄热缩延长杆



Size	d	D1	D2	D	L	L1	L2	N	G
C20-SFS05-160	5	11	15	20	160	-	110	-	-
C20-SFS06-160	6	12	16	20	160	36	108	10	M5
C20-SFS08-160	8	14	19	20	160	36	108	10	M6
C25-SFS08-160	8	14	19	25	160	36	108	10	M6
C25-SFS10-160	10	16	21	25	160	42	108	10	M8x1
C25-SFS12-160	12	18	23	25	160	47	108	10	M10x1
C25-SFS14-160	14	20	24.8	25	160	47	108	10	M10x1
C25-SFS16-160	16	22	24.8	25	160	50	108	10	M12x1
C32-SFS10-160	10	16	21	32	160	42	98	10	M8x1
C32-SFS12-160	12	18	23	32	160	47	98	10	M10x1
C32-SFS14-160	14	20	25	32	160	47	98	10	M10x1
C32-SFS16-160	16	22	28	32	160	50	98	10	M12x1
C32-SFS18-160	18	25	30	32	160	50	98	10	M12x1
C32-SFS20-160	20	26	31.8	32	160	52	98	10	M16x1
C16-SFS03-200	3	9	13	16	200	-	150	-	-
C16-SFS04-200	4	10	14	16	200	-	150	-	-
C16-SFS05-200	5	11	15	16	200	-	150	-	-
C16-SFS06-200	6	12	15.8	16	200	36	150	10	M5
C16-SFS08-200	8	14	19	16	200	36	150	10	M6
C20-SFS06-250	6	12	16	20	250	36	198	10	M5
C20-SFS08-250	8	14	19	20	250	36	198	10	M6
C20-SFS10-250	10	16	19.8	20	250	42	198	10	M8x1
C25-SFS12-250	12	18	23	25	250	47	192	10	M10x1
C25-SFS16-250	16	22	24.8	25	250	50	192	10	M12x1
C20-SFS06-300	6	12	16	20	300	36	248	10	M5
C20-SFS08-300	8	14	19	20	300	36	248	10	M6
C20-SFS10-300	10	16	19.8	20	300	42	248	10	M8x1
C25-SFS12-300	12	18	23	25	300	47	242	10	M10x1
C25-SFS16-300	16	22	24.8	25	300	50	242	10	M12x1

## Shrink Fit Extension (with end stop)

### 3° 直柄热缩延长杆



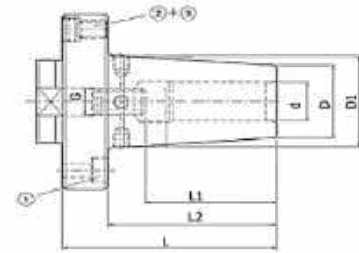
Size	d	D1	D2	D	L	L1	L2	N	G
C1/2-1/8-4.33	1/8	0.39	1/2	1/2	4.33	0.79	2.48	0.2	
C3/4-1/8-4.33	1/8	0.39	3/4	3/4	4.33	0.98	2.28	0.2	
C1/2-1/5-4.33	1/5	0.43	1/2	1/2	4.33	0.98	2.48	0.2	
C3/4-1/5-4.33	1/5	0.43	3/4	3/4	4.33	0.98	2.28	0.2	
C1/2-1/4-4.33	1/4	0.47	1/2	1/2	4.33	1.42	2.48	0.39	
C3/4-1/4-4.33	1/4	0.47	3/4	3/4	4.33	1.42	2.28	0.39	
C3/4-3/8-4.33	3/8	0.63	3/4	3/4	4.33	1.65	2.28	0.39	
C3/4-1/8-9.84	1/8	0.39	3/4	3/4	9.84	0.79	7.79	0.2	
C3/4-1/5-9.84	1/5	0.43	3/4	3/4	9.84	0.98	7.79	0.2	
C3/4-1/4-9.84	1/4	0.47	3/4	3/4	9.84	1.42	7.79	0.39	
C3/4-3/8-9.84	3/8	0.63	3/4	3/4	9.84	1.65	7.79	0.39	
C3/4-1/2-9.84	1/2	0.79	1	3/4	9.84	1.85	7.59	0.39	
C1-1/2-9.84	1/2	0.87	1	1	9.84	1.85	7.59	0.39	
C1-5/8-9.84	5/8	0.87	1	1	9.84	1.97	7.59	0.39	

**Module Shrink Chuck**

**法兰热缩刀柄**



A ↗ ≤0.003	G Value G2.5	AD AD/B
---------------	-----------------	---------



Size	d	D	D1	L	L2	L1	N	G
MOD60-SF06-70	6	21	27	70	57	36	10	M5
MOD60-SF08-70	8	21	27	70	57	36	10	M6
MOD60-SF10-70	10	24	32	70	57	41	10	M8x1
MOD60-SF12-70	12	24	32	70	57	46	10	M10x1
MOD70-SF14-75	14	27	34	75	60	46	10	M10x1
MOD70-SF16-75	16	27	34	75	60	49	10	M12x1
MOD80-SF18-80	18	33	42	80	63	49	10	M12x1
MOD80-SF20-80	20	33	42	80	63	51	10	M16x1
MOD100-SF25-80	25	44	53	80	59	57	10	M16x1
MOD100-SF32-80	32	44	53	80	59	61	10	M16x1

## Shrink Chuck Set

### 热缩刀柄套装

A ↗  
≤0.003

G Value  
G2.5

 AD AD/B



Size	Tool Holder Size	Extension Size	Extension Quantity
BT40-SF16-90-4 pcs	BT40-SF16-90	C16-SFS03/04/06/08-160	4
BT40-SF16-90-4 pcs	BT40-SF16-90	C16-SFS03/04/06/08-160	4
BT40-SF20-90-6 pcs	BT40-SF20-90	C20-SFS03/04/06/08/10/12-160	6
SK40-SF16-90-4 pcs	SK40-SF16-90	C12-SFS03/04/06/08-160	4
SK40-SF16-90-4 pcs	SK40-SF16-90	C16-SFS03/04/06/08-160	4
SK40-SF20-90-6 pcs	SK40-SF20-90	C20-SFS03/04/06/08/10/12-160	6
HSK63A-SF16-90-4 pcs	HSK63A-SF16-90	C12-SFS03/04/06/08-160	4
HSK63A-SF16-90-4 pcs	HSK63A-SF16-90	C16-SFS03/04/06/08-160	4
HSK63A-SF20-90-6 pcs	HSK63A-SF20-90	C20-SFS03/04/06/08/10/12-160	6

### Shrink Chuck Taper

分体热缩本体，标准型

A ↗  
≤0.003

G Value  
G2.5

AD AD/B

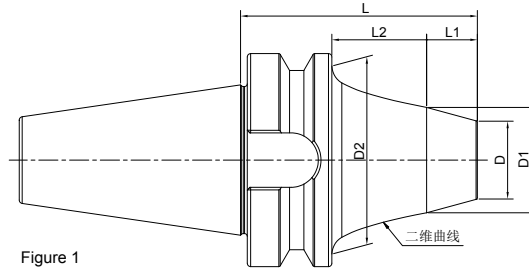


Figure 1

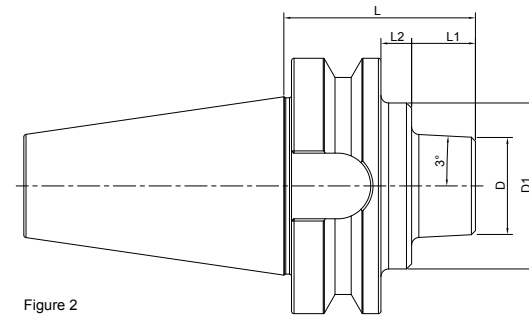
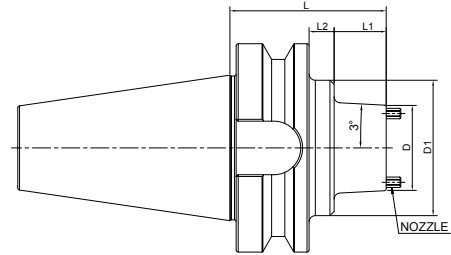


Figure 2

Size	D	D1	D2	L	L1	L2	Figure
BT30-TSF06-35	19	-	34	35	13	-	1
BT30-TSF06-65	19	25.1	34	65	15	28	1
BT30-TSF08-35	23	-	34	35	13	-	1
BT30-TSF08-65	23	27.5	34	65	15	28	1
BT30-TSF12-35	38	-	-	35	13	-	2
BT40-TSF08-40	23	-	53	40	13	-	1
BT40-TSF08-70	23	31.2	53	70	15	28	1
BT40-TSF12-45	38	-	-	45	18	-	2
BT40-TSF12-75	38	-	-	75	48	-	2
BT50-TSF12-75	38	65	-	75	25	12	2
BT50-TSF12-225	38	65	-	225	175	12	2
BT50-TSF12-315	38	65	-	315	225	52	2

**Shrink Chuck Taper, Coolant**  
分体热缩本体，端面出水型

A ↗ ≤0.003	G Value G2.5	AD AD/B
---------------	-----------------	---------



Size	D	D1	L	L1	L2
BT40-TSF12-45K	41	-	45	18	-
BT40-TSF12-75K	41	-	75	48	-
BT40-TSF12-135K	41	44	135	28.6	79.4
BT50-TSF12-75K	41	65	75	25	12
BT50-TSF12-105K	41	65	105	55	12
BT50-TSF12-135K	41	65	135	85	12

### Shrink Chuck Taper

分体热缩本体, 标准型

A ↗	G Value	
≤0.003	G2.5	AD AD/B

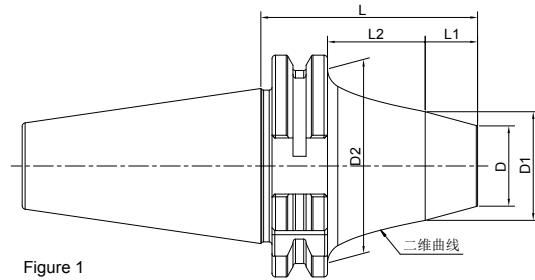


Figure 1

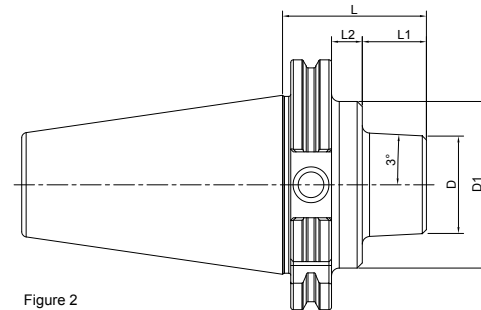


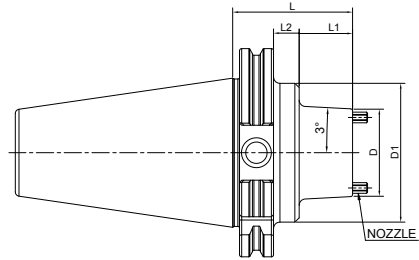
Figure 2

Size	D	D1	D2	L	L1	L2	Figure
SK30-TSF06-35	19	-	34	35	15.9	-	1
SK30-TSF06-65	19	25.1	34	65	15	30.9	1
SK30-TSF08-35	23	-	34	35	15.9	-	1
SK30-TSF08-65	23	27.5	34	65	15	30.9	1
SK30-TSF12-35	38	-	-	35	15.9	-	2
SK40-TSF08-40	23	-	50	40	20.9	-	1
SK40-TSF08-70	23	31.2	50	70	15	35.9	1
SK40-TSF12-45	38	-	-	45	25.9	-	2
SK40-TSF12-75	38	-	-	75	55.9	-	2
SK50-TSF12-75	38	65	-	75	43.9	12	2
SK50-TSF12-225	38	65	-	225	193.9	12	2
SK50-TSF12-315	38	65	-	315	243.9	52	2



**Shrink Chuck Taper, Coolant**  
分体热缩本体，端面出水型

<b>A</b> ↗ ≤0.003	<b>G Value</b> G2.5	<b>AD AD/B</b>
----------------------	------------------------	----------------



Size	D	D1	L	L1	L2
SK40-TSF12-45K	41	-	45	25.9	-
SK40-TSF12-75K	41	-	75	55.9	-
SK40-TSF12-135K	41	44	135	28.6	87.3
SK50-TSF12-75K	41	65	75	43.9	12
SK50-TSF12-105K	41	65	105	73.9	12
SK50-TSF12-135K	41	65	135	103.9	12

### Shrink Chuck Taper 分体热缩本体，标准型

A ↗ ≤0.003	G Value G2.5	AD AD/B
---------------	-----------------	---------

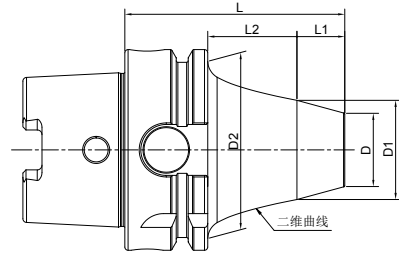


Figure 1

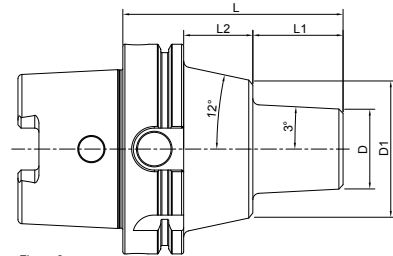
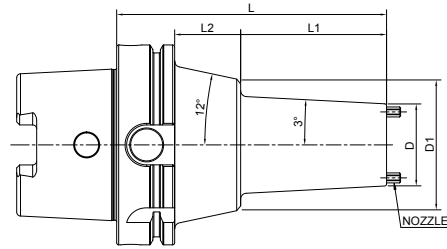


Figure 2

Size	D	D1	D2	L	L1	L2	Figure
HSK40A-TSF06-37	19	-	34	37	17	-	1
HSK40A-TSF06-50	19	23.5	34	50	7	23	1
HSK40A-TSF08-50	23	27	34	50	7	23	1
HSK40A-TSF08-70	23	27.3	34	70	15	35	1
HSK50A-TSF06-42	19	-	42	42	16	-	1
HSK50A-TSF06-55	19	24.6	42	55	7	22	1
HSK50A-TSF08-55	23	28.1	42	55	7	22	1
HSK50A-TSF08-75	23	28.7	42	75	15	34	1
HSK50A-TSF12-75	38	-	-	75	49	-	2
HSK63A-TSF08-55	23	29.5	53	55	7	22	1
HSK63A-TSF08-75	23	30.5	53	75	15	34	1
HSK63A-TSF12-75	38	-	-	75	49	-	2
HSK63A-TSF12-135	38	-	-	135	109	-	2
HSK100A-TSF12-105	38	65	-	105	43	33	2
HSK100A-TSF12-225	38	65	-	225	163	33	2
HSK100A-TSF12-315	38	65	-	315	253	33	2

**Shrink Chuck Taper, Coolant**  
分体热缩本体，端面出水型

A ↗ ≤0.003	G Value G2.5	AD AD/B
---------------	-----------------	---------

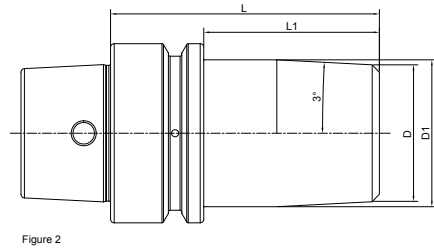
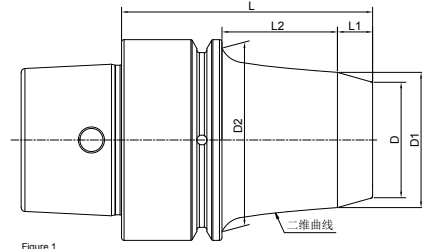


Size	D	D1	L	L1	L2
HSK63A-TSF12-75K	41	-	75	49	-
HSK63A-TSF12-135K	41	-	135	109	-
HSK100A-TSF12-105K	41	65	105	43	33
HSK100A-TSF12-135K	41	65	135	73	33

### Shrink Chuck Taper

分体热缩本体，标准型

A ↗ ≤0.003	G Value G2.5	AD AD/B
---------------	-----------------	---------



Size	D	D1	D2	L	L1	L2	Figure
HSK32E-TSF06-37	19	26	-	37	7	10	1
HSK32E-TSF06-50	19	26	-	50	7	23	1
							1
HSK40E-TSF06-37	19	-	34	37	17	-	1
HSK40E-TSF06-50	19	23.5	34	50	7	23	1
HSK40E-TSF08-50	23	27	34	50	7	23	1
HSK40E-TSF08-70	23	27.3	34	70	15	35	1
HSK50E-TSF06-42	19	-	42	42	16	-	1
HSK50E-TSF06-55	19	24.6	42	55	7	22	1
HSK50E-TSF08-55	23	28.1	42	55	7	22	1
HSK50E-TSF08-75	23	28.7	42	75	15	34	1
HSK50E-TSF12-75	38	41	-	75	49	-	2

**Shrink Chuck Taper**  
分体热缩本体，标准型

A ↗ ≤0.003	G Value G2.5	AD AD/B
---------------	-----------------	---------

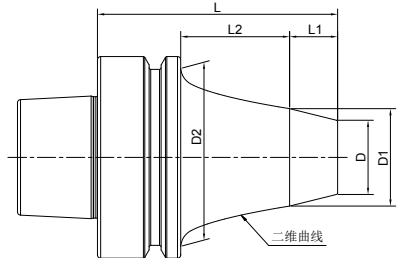


Figure 1

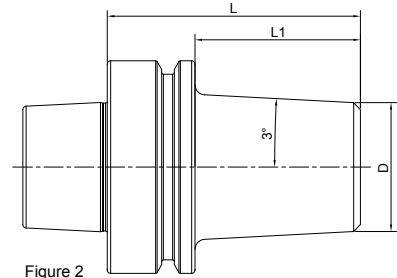
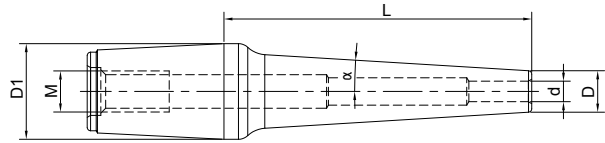


Figure 2

Size	D	D1	D2	L	L1	L2	Figure
HSK63F-TSF08-55	23	29.5	53	55	7	22	1
HSK63F-TSF08-75	23	30.5	53	75	15	34	1
HSK63F-TSF12-75	38	-	-	75	49	-	2

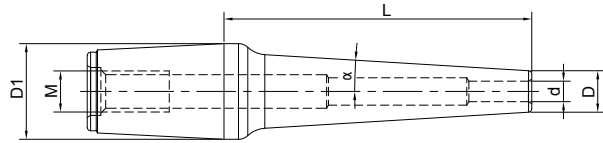
## Shrink Chuck Extension Slim

分体热缩延长杆，细长型



Size	d	D	D1	L	M	α
6-SF3-15S	3	6	14	15	M6	12
6-SF3-30S	3	6	14	30	M6	5.5
6-SF3-45S	3	6	14	45	M6	3.5
6-SF4-15S	4	7	14	15	M6	10
6-SF4-30S	4	7	14	30	M6	4.5
6-SF4-45S	4	7	14	45	M6	3
6-SF6-15S	6	9	14	15	M6	7
6-SF6-30S	6	9	14	30	M6	3
6-SF6-45S	6	9	14	45	M6	2
8-SF3-25S	3	6	18	25	M6	9
8-SF3-45S	3	6	18	45	M6	4.5
8-SF3-65S	3	6	18	65	M6	3
8-SF4-25S	4	7	18	25	M6	8
8-SF4-45S	4	7	18	45	M6	4.5
8-SF4-65S	4	7	18	65	M6	3
8-SF6-25S	6	9	18	25	M6	6
8-SF6-45S	6	9	18	45	M6	3.5
8-SF6-65S	6	9	18	65	M6	3
8-SF8-25S	8	11	18	25	M6	5.5
8-SF8-45S	8	11	18	45	M6	3

**Shrink Chuck Extension , Slim**  
**分体热缩延长杆, 细长型**

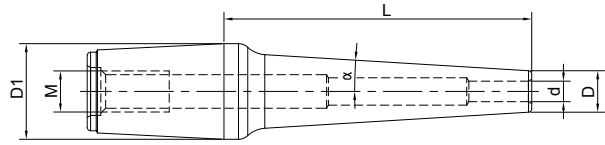


Size	d	D	D1	L	M	$\alpha$
12-SF3-35S	3	6	26	35	M10	3
12-SF3-55S	3	6	26	55	M10	3
12-SF3-80S	3	6	26	80	M10	3
12-SF3-110S	3	6	26	110	M10	3
12-SF4-35S	4	7	26	35	M10	3
12-SF4-55S	4	7	26	55	M10	3
12-SF4-80S	4	7	26	80	M10	3
12-SF4-110S	4	7	26	110	M10	3
12-SF5-35S	5	8	26	35	M10	3
12-SF5-55S	5	8	26	55	M10	3
12-SF5-80S	5	8	26	80	M10	3
12-SF5-110S	5	8	26	110	M10	3
12-SF6-35S	6	9	26	35	M10	3
12-SF6-55S	6	9	26	55	M10	3
12-SF6-80S	6	9	26	80	M10	3
12-SF6-110S	6	9	26	110	M10	3
12-SF7-35S	7	10	26	35	M10	3
12-SF7-55S	7	10	26	55	M10	3
12-SF7-80S	7	10	26	80	M10	3
12-SF7-110S	7	10	26	110	M10	3
12-SF8-35S	8	11	26	35	M10	3
12-SF8-55S	8	11	26	55	M10	3
12-SF8-80S	8	11	26	80	M10	3
12-SF8-110S	8	11	26	110	M10	3
12-SF9-35S	9	12	26	35	M10	3
12-SF9-55S	9	12	26	55	M10	3
12-SF9-80S	9	12	26	80	M10	3
12-SF9-110S	9	12	26	110	M10	3

SHRINK

## Shrink Chuck Extension Slim

分体热缩延长杆，细长型



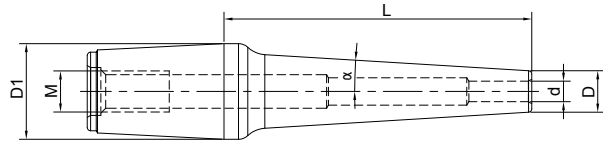
Size	d	D	D1	L	M	$\alpha$
12-SF10-35S	10	13	26	35	M10	3
12-SF10-55S	10	13	26	55	M10	3
12-SF10-80S	10	13	26	80	M10	3
12-SF10-110S	10	13	26	110	M10	3
12-SF11-35S	11	14	26	35	M10	3
12-SF11-55S	11	14	26	55	M10	3
12-SF11-80S	11	14	26	80	M10	3
12-SF11-110S	11	14	26	110	M10	3
12-SF12-35S	12	15	26	35	M10	3
12-SF12-55S	12	15	26	55	M10	3
12-SF12-80S	12	15	26	80	M10	3
12-SF12-110S	12	15	26	110	M10	3

Inch

Size	d	D	D1	L	M	$\alpha$
12-SF3.175-35S	3.175	6.175	26	35	M10	3
12-SF3.175-55S	3.175	6.175	26	55	M10	3
12-SF3.175-80S	3.175	6.175	26	80	M10	3
12-SF3.175-110S	3.175	6.175	26	110	M10	3



**Shrink Chuck Extension**  
分体热缩延长杆, 标准型

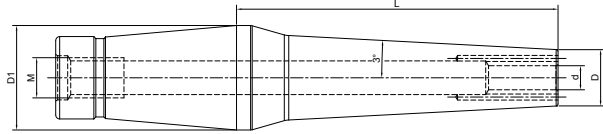


Size	d	D	D1	L	M	$\alpha$
6-SF3-30	3	7.5	14	30	M6	4.5
6-SF3-45	3	7.5	14	45	M6	3
6-SF4-30	4	10	14	30	M6	3
6-SF4-45	4	10	14	45	M6	2
6-SF6-30	6	12	14	30	M6	1.5
6-SF6-45	6	12	14	45	M6	1
8-SF3-45	3	7.5	18	45	M6	4.5
8-SF3-65	3	7.5	18	65	M6	3
8-SF4-45	4	10	18	45	M6	3.5
8-SF4-65	4	10	18	65	M6	2.5
8-SF6-45	6	12	18	45	M6	3
8-SF6-65	6	12	18	65	M6	2
8-SF8-45	8	14	18	45	M6	1.8
12-SF3-35	3	7.5	26	35	M10	3
12-SF3-55	3	7.5	26	55	M10	3
12-SF3-80	3	7.5	26	80	M10	3
12-SF4-35	4	10	26	35	M10	3
12-SF4-55	4	10	26	55	M10	3
12-SF4-80	4	10	26	80	M10	3
12-SF6-35	6	12	26	35	M10	3
12-SF6-55	6	12	26	55	M10	3
12-SF6-80	6	12	26	80	M10	3
12-SF8-35	8	14	26	35	M10	3
12-SF8-55	8	14	26	55	M10	3
12-SF8-80	8	14	26	80	M10	3
12-SF10-35	10	16	26	35	M10	3
12-SF10-55	10	16	26	55	M10	3
12-SF10-80	10	16	26	80	M10	3
12-SF12-35	12	20	26	35	M10	3
12-SF12-55	12	20	26	55	M10	3
12-SF12-80	12	20	26	80	M10	3

SHRINK

## Shrink Chuck Extension Coolant

分体热缩延长杆，端面出水型



Size	d	D	D1	L	M
8-SF3-45K	3	9.5	18	45	M6
8-SF3-65K	3	9.5	18	65	M6
8-SF4-45K	4	12	18	45	M6
8-SF4-65K	4	12	18	65	M6
8-SF6-45K	6	14	18	45	M6
8-SF6-65K	6	14	18	65	M6
8-SF8-45K	8	16	18	45	M6
12-SF3-35K	3	9.5	26	35	M10
12-SF3-55K	3	9.5	26	55	M10
12-SF3-80K	3	9.5	26	80	M10
12-SF4-35K	4	12	26	35	M10
12-SF4-55K	4	12	26	55	M10
12-SF4-80K	4	12	26	80	M10
12-SF6-35K	6	14	26	35	M10
12-SF6-55K	6	14	26	55	M10
12-SF6-80K	6	14	26	80	M10
12-SF8-35K	8	16	26	35	M10
12-SF8-55K	8	16	26	55	M10
12-SF8-80K	8	16	26	80	M10
12-SF10-35K	10	18	26	35	M10
12-SF10-55K	10	18	26	55	M10
12-SF10-80K	10	18	26	80	M10
12-SF12-35K	12	20	26	35	M10
12-SF12-55K	12	20	26	55	M10
12-SF12-80K	12	20	26	80	M10

**Shrink Chuck Set**

**热缩刀柄套装**

A ↗ ≤0.003	G Value G2.5	AD AD/B
---------------	-----------------	---------



Size	Tool Holder Size	Extension Size	Extension Quantity
BT40-TSF08-40-4 pcs	BT40-TSF08-40	8-SF3/4/6/8-45	4
BT40-TSF08-70-4 pcs	BT40-TSF08-70	8-SF3/4/6/8-45	4
BT40-TSF12-45-6 pcs	BT40-TSF12-45	12-SF3/4/6/8/10/12-80	6
BT40-TSF12-75-6 pcs	BT40-TSF12-75	12-SF3/4/6/8/10/12-80	6
SK40-TSF08-40-4 pcs	SK40-TSF08-40	8-SF3/4/6/8-45	4
SK40-TSF08-70-4 pcs	SK40-TSF08-70	8-SF3/4/6/8-45	4
SK40-TSF12-45-6 pcs	SK40-TSF12-45	12-SF3/4/6/8/10/12-80	6
SK40-TSF12-75-6 pcs	SK40-TSF12-75	12-SF3/4/6/8/10/12-80	6
HSK63A-TSF08-55-4 pcs	HSK63A-TSF08-55	8-SF3/4/6/8-45	4
HSK63A-TSF08-75-4 pcs	HSK63A-TSF08-75	8-SF3/4/6/8-45	4
HSK63A-TSF12-75-6 pcs	HSK63A-TSF12-75	12-SF3/4/6/8/10/12-80	6
HSK63F-TSF08-55-4 pcs	HSK63F-TSF08-55	8-SF3/4/6/8-45	4
HSK63F-TSF08-75-4 pcs	HSK63F-TSF08-75	8-SF3/4/6/8-45	4
HSK63F-TSF12-75-6 pcs	HSK63F-TSF12-75	12-SF3/4/6/8/10/12-80	6

## Shrink Chuck Set

### 热缩刀柄套装

A ↗  
≤0.003

G Value  
G2.5

  
AD AD/B



Size	Tool Holder Size	Extension Size	Extension Quantity
BT40-TSF08-40-4 pcs	BT40-TSF08-40	8-SF3/4/6/8-45S	4
BT40-TSF08-70-4 pcs	BT40-TSF08-70	8-SF3/4/6/8-45S	4
BT40-TSF12-45-6 pcs	BT40-TSF12-45	12-SF3/4/6/8/10/12-80S	6
BT40-TSF12-75-6 pcs	BT40-TSF12-75	12-SF3/4/6/8/10/12-80S	6
SK40-TSF08-40-4 pcs	SK40-TSF08-40	8-SF3/4/6/8-45S	4
SK40-TSF08-70-4 pcs	SK40-TSF08-70	8-SF3/4/6/8-45S	4
SK40-TSF12-45-6 pcs	SK40-TSF12-45	12-SF3/4/6/8/10/12-80S	6
SK40-TSF12-75-6 pcs	SK40-TSF12-75	12-SF3/4/6/8/10/12-80S	6
HSK63A-TSF08-55-4 pcs	HSK63A-TSF08-55	8-SF3/4/6/8-45S	4
HSK63A-TSF08-75-4 pcs	HSK63A-TSF08-75	8-SF3/4/6/8-45S	4
HSK63A-TSF12-75-6 pcs	HSK63A-TSF12-75	12-SF3/4/6/8/10/12-80S	6
HSK63F-TSF08-55-4 pcs	HSK63F-TSF08-55	8-SF3/4/6/8-45S	4
HSK63F-TSF08-75-4 pcs	HSK63F-TSF08-75	8-SF3/4/6/8-45S	4
HSK63F-TSF12-75-6 pcs	HSK63F-TSF12-75	12-SF3/4/6/8/10/12-80S	6

# TOOL HOLDERS

# HYDRAULIC

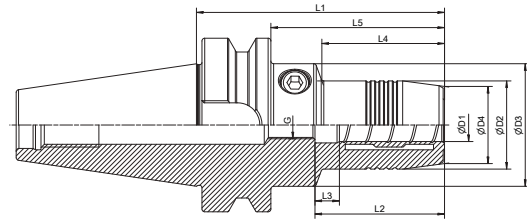
## HYDRAULIC TOOLING SYSTEM HYDRAULIC 工具系统

BT Hydraulic Chuck, Standard .....	.004
BT 液压刀柄, 标准型 .....	.004
SK Hydraulic Chuck, Standard .....	.006
SK 液压刀柄, 标准型 .....	.006
HSK-A Hydraulic Chuck, Standard .....	.007
HSK-A 液压刀柄, 标准型 .....	.007
HSK-C Hydraulic Chuck, Standard .....	.009
HSK-C 液压刀柄, 标准型 .....	.009
HSK-E Hydraulic Chuck, Standard.....	.010
HSK-E 液压刀柄, 标准型 .....	.010
HSK-F Hydraulic Chuck, Standard .....	.011
HSK-F 液压刀柄, 标准型 .....	.011
Hydraulic Collet, Standard.....	.012
液压筒夹, 标准型 .....	.012
Hydraulic Chuck, Sealed.....	.013
液压刀柄, 止水型 .....	.013



Hydraulic Chuck, Standard  
 液压刀柄, 标准型

A ↗ ≤0.003	G Value G2.5	AD AD/B
---------------	-----------------	---------

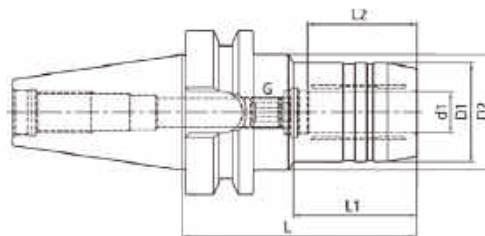


Size	D1	D2	D3	D4	L1	L2	L3	L4	L5	G
BT30-HY06-70	6	26	45	22	70	38	10	30	48	M5*0.8
BT30-HY08-70	8	28	45	24	70	38	10	30	48	M6*1
BT30-HY10-75	10	30	45	26	75	42	10	36	53	M8*1
BT30-HY12-85	12	32	45	28	85	47	10	46	63	M10*1
BT30-HY14-85	14	34	45	30	85	47	10	46	63	M10*1
BT30-HY16-90	16	38	45	34	90	50	10	52	68	M10*1
BT30-HY18-90	18	40	45	36	90	50	10	52	68	M10*1
BT30-HY20-90	20	42	45	38	90	52	10	53	68	M10*1
BT40-HY06-90	6	26	44.5	22	90	38	10	43	63	M5*0.8
BT40-HY08-90	8	28	44.5	24	90	38	10	44.5	63	M6*1
BT40-HY10-90	10	30	44.5	26	90	42	10	44.5	63	M8*1
BT40-HY12-90	12	32	44.5	28	90	47	10	44.5	63	M10*1
BT40-HY14-90	14	34	44.5	30	90	47	10	44.5	63	M10*1
BT40-HY16-90	16	38	50	34	90	50	10	44.5	63	M12*1
BT40-HY18-90	18	40	50	36	90	50	10	45.5	63	M12*1
BT40-HY20-90	20	42	50	38	90	52	10	47.5	63	M16*1
BT40-HY25-100	25	57	62	53	100	58	10	55	73	M16*1
BT40-HY32-105	32	62	~	58	105	62	10	~	78	M16*1

**Hydraulic Chuck, Standard**

**液压刀柄, 标准型**

A ↗ ≤0.003	G Value G2.5	AD AD/B
---------------	-----------------	---------




Size	d	D	D1	L	L1	L2	Screw
BT50-HY06-90	6	26	44.5	90	34	27	M5×0.8
BT50-HY08-90	8	28	44.5	90	34	27	M6×1.0
BT50-HY10-90	10	30	44.5	90	34	32	M8×1.0
BT50-HY12-90	12	32	44.5	90	34	37	M10×1.0
BT50-HY14-90	14	34	44.5	90	34	37	M10×1.0
BT50-HY16-90	16	38	44.5	90	34	42	M12×1.0
BT50-HY18-90	18	40	44.5	90	34	42	M12×1.0
BT50-HY20-90	20	42	44.5	90	34	42	M16×1.0
BT50-HY25-105	25	57	63	105	52	48	M16×1.0
BT50-HY32-115	32	64	75	115	62	55	M16×1.0
BT50-HY06-120	6	26	44.5	120	34	27	M5×0.8
BT50-HY08-120	8	28	44.5	120	34	27	M6×1.0
BT50-HY10-120	10	30	44.5	120	34	32	M8×1.0
BT50-HY12-120	12	32	44.5	120	34	37	M10×1.0
BT50-HY14-120	14	34	44.5	120	34	37	M10×1.0
BT50-HY16-120	16	38	44.5	120	34	42	M12×1.0
BT50-HY18-120	18	40	44.5	120	34	42	M12×1.0
BT50-HY20-120	20	42	44.5	120	34	42	M16×1.0
BT50-HY06-150	6	26	44.5	150	34	27	M5×0.8
BT50-HY08-150	8	28	44.5	150	34	27	M6×1.0
BT50-HY10-150	10	30	44.5	150	34	32	M8×1.0
BT50-HY12-150	12	32	44.5	150	34	37	M10×1.0
BT50-HY14-150	14	34	44.5	150	34	37	M10×1.0
BT50-HY16-150	16	38	44.5	150	34	42	M12×1.0
BT50-HY18-150	18	40	44.5	150	34	42	M12×1.0
BT50-HY20-150	20	42	44.5	150	34	42	M16×1.0
BT50-HY25-150	25	57	63	150	97	48	M16×1.0
BT50-HY32-150	32	64	75	150	97	55	M16×1.0

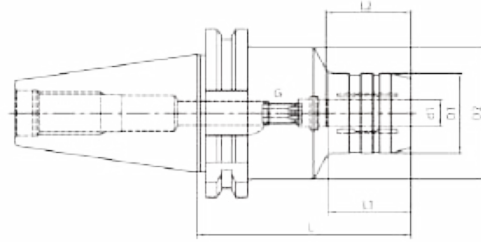
**HYDRO**



### Hydraulic Chuck, Standard

液压刀柄, 标准型

A ↗ ≤0.003	G Value G2.5	 AD AD/B
---------------	-----------------	--



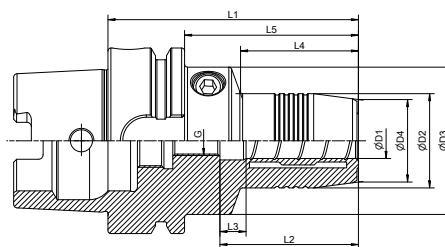
Size	d	D	D1	L	L1	L2	Screw
SK30-HY06-70	6	26	45	70	20	27	M5x0.8
SK30-HY08-70	8	28	45	70	20	27	M6x1.0
SK30-HY10-75	10	30	45	75	21	32	M8x1.0
SK30-HY12-85	12	32	45	85	40	37	M10x1.0
SK30-HY14-85	14	34	45	85	22	37	M10x1.0
SK30-HY16-90	16	38	45	90	50	42	M6x1.0
SK30-HY18-90	18	40	45	90	50	42	M10x1.0
SK30-HY20-90	20	42	45	90	50	42	M6x1.0
SK40-HY06-80.5	6	26	49.5	80.5	30	27	M5x0.8
SK40-HY08-80.5	8	28	49.5	80.5	30	27	M6x1.0
SK40-HY10-80.5	10	30	49.5	80.5	31	32	M8x1.0
SK40-HY12-80.5	12	32	49.5	80.5	31.5	37	M10x1.0
SK40-HY16-80.5	16	38	49.5	80.5	33	42	M12x1.0
SK40-HY20-80.5	20	42	49.5	80.5	34	42	M16x1.0
SK40-HY25-80.5	25	55	66	80.5	22	48	M16x1.0
SK40-HY32-80.5	32	63	80	80.5	25.5	55	M16x1.0
SK40-HY06-110	6	26	49.5	110	29.5	27	M5x0.8
SK40-HY08-110	8	28	49.5	110	30	27	M6x1.0
SK40-HY10-110	10	30	49.5	110	31	32	M8x1.0
SK40-HY12-110	12	32	49.5	110	31.5	37	M10x1.0
SK40-HY16-110	16	38	49.5	110	33	42	M12x1.0
SK40-HY20-110	20	42	49.5	110	34	42	M16x1.0
SK50-HY06-80.5	6	26	49.5	80.5	30	27	M5x0.8
SK50-HY08-80.5	8	28	49.5	80.5	30	27	M6x1.0
SK50-HY10-80.5	10	30	49.5	80.5	32	32	M8x1.0
SK50-HY12-80.5	12	32	49.5	80.5	35	37	M10x1.0
SK50-HY16-80.5	16	38	49.5	80.5	40	42	M12x1.0
SK50-HY20-80.5	20	42	49.5	80.5	40	42	M16x1.0

Hydraulic Chuck, Standard

液压刀柄, 标准型




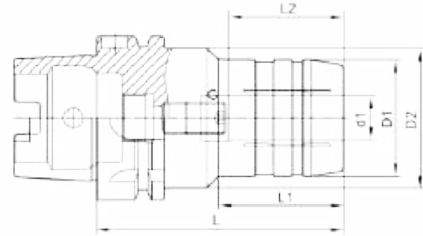
A ↗ ≤0.003	G Value G2.5	 AD AD/B
---------------	-----------------	-------------



Size	D1	D2	D3	D4	L1	L2	L3	L4	L5	G
HSK63A-HY06-70	6	26	50	22	70	38	10	24	44	M5*0.8
HSK63A-HY08-70	8	28	50	24	70	38	10	25	44	M6*1
HSK63A-HY10-80	10	30	50	26	80	42	10	35	54	M8*1
HSK63A-HY12-85	12	32	50	28	85	47	10	40	59	M10*1
HSK63A-HY14-85	14	34	50	30	85	47	10	40	59	M10*1
HSK63A-HY16-90	16	38	50	34	90	50	10	46	64	M10*1
HSK63A-HY18-90	18	40	50	36	90	50	10	47	64	M10*1
HSK63A-HY20-90	20	42	50	38	90	52	10	48	64	M10*1
HSK63A-HY25-120	25	57	62	53	120	58	10	59	94	M16*1
HSK63A-HY32-125	32	62	~	58	125	62	10	~	99	M16*1
HSK63A-HY06-150	6	26	50	22	150	38	10	103	124	M5*0.8
HSK63A-HY08-150	8	28	50	24	150	38	10	104	124	M6*1
HSK63A-HY10-150	10	30	50	26	150	42	10	104	124	M8*1
HSK63A-HY12-150	12	32	50	28	150	47	10	105	124	M10*1
HSK63A-HY14-150	14	34	50	30	150	47	10	105	124	M10*1
HSK63A-HY16-150	16	38	50	34	150	50	10	106	124	M12*1
HSK63A-HY18-150	18	40	50	36	150	50	10	107	124	M12*1
HSK63A-HY20-150	20	42	50	38	150	52	10	108	124	M16*1
HSK100A-HY06-75	6	26	50	22	75	38	10	26	46	M5*0.8
HSK100A-HY08-75	8	28	50	24	75	38	10	26	46	M6*1
HSK100A-HY10-90	10	30	50	26	90	42	10	42	61	M8*1
HSK100A-HY12-95	12	32	50	28	95	47	10	47	66	M10*1
HSK100A-HY14-95	14	34	50	30	95	47	10	47	66	M10*1
HSK100A-HY16-100	16	38	50	34	100	50	10	53	71	M12*1
HSK100A-HY18-100	18	40	50	36	100	50	10	53	71	M12*1
HSK100A-HY20-105	20	42	50	38	105	52	10	59	76	M16*1
HSK100A-HY25-110	25	57	63	53	110	58	10	62	81	M16*1
HSK100A-HY32-110	32	62	70	58	110	62	10	62	81	M16*1

Hydraulic Chuck, Standard  
 液压刀柄, 标准型

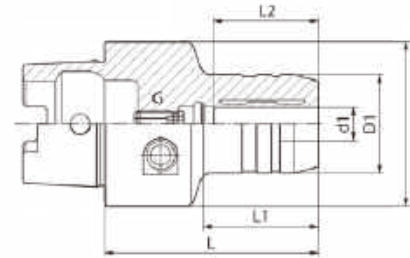
A ↗ ≤0.003	G Value G2.5	 AD AD/B
---------------	-----------------	--



Size	d	D	D1	L	L1	L2	Screw
HSK63A-HY6-70	6	26	50	70	24	27	M5×0.8
HSK63A-HY8-70	8	28	50	70	25	27	M6×1.0
HSK63A-HY10-80	10	30	50	80	35	32	M8×1.0
HSK63A-HY12-85	12	32	50	85	40	37	M10×1.0
HSK63A-HY14-85	14	34	50	85	40	37	M10×1.0
HSK63A-HY16-90	16	38	50	90	46	42	M12×1.0
HSK63A-HY18-90	18	40	50	90	47	42	M12×1.0
HSK63A-HY20-90	20	42	50	90	48	42	M16×1.0
HSK63A-HY25-120	25	57	63	120	59	48	M16×1.0
HSK63A-HY32-125	32	64	75	125	63	55	M16×1.0
HSK80A-HY12-85	12	32	50	85	40	37	M10x1.0
HSK80A-HY20-95	20	42	50	95	52	42	M16x1.0
HSK80A-HY32-125	32	64	75	125	63	55	M16x1.0
HSK100A-HY6-75	6	26	50	75	26	27	M5×0.8
HSK100A-HY8-75	8	28	50	75	26	27	M6×1.0
HSK100A-HY10-90	10	30	50	90	42	32	M8×1.0
HSK100A-HY12-95	12	32	50	95	47	37	M10×1.0
HSK100A-HY14-95	14	34	50	95	47	37	M10×1.0
HSK100A-HY16-100	16	38	50	100	53	42	M12×1.0
HSK100A-HY18-100	18	40	50	100	53	42	M12×1.0
HSK100A-HY20-105	20	42	50	105	59	42	M16×1.0
HSK100A-HY25-110	25	57	63	110	62	48	M16×1.0
HSK100A-HY32-110	32	64	75	110	62	55	M16×1.0

**Hydraulic Chuck, Standard**  
**液压刀柄, 标准型**

A ↗ ≤0.003	G Value G2.5	AD AD/B
---------------	-----------------	---------



Size	d1	D1	D2	L	L1	L2	G
HSK32C-HY6-65	6	26	32	65	30	27	M5x0.8
HSK32C-HY8-70	8	28	32	70	34	27	M6x1.0
HSK32C-HY10-75	10	30	32	75	39	32	M6x1.0
HSK32C-HY12-80	12	32	32	80	-	37	M6x1.0
HSK40C-HY6-60	6	26	40	60	36	27	M5x0.8
HSK40C-HY8-60	8	28	40	60	36	27	M6x1.0
HSK40C-HY10-65	10	30	40	65	41	32	M6x1.0
HSK40C-HY12-70	12	32	40	70	47	37	M6x1.0
HSK50C-HY6-60	6	26	50	60	30	27	M5x0.8
HSK50C-HY8-60	8	28	50	60	30	27	M6x1.0
HSK50C-HY10-65	10	30	50	65	35	32	M8x1.0
HSK50C-HY12-75	12	32	50	75	44	37	M10x1.0
HSK50C-HY14-75	14	34	50	75	46	37	M10x1.0
HSK50C-HY16-80	16	38	50	80	51	42	M12x1.0
HSK50C-HY18-80	18	40	50	80	51	42	M12x1.0
HSK50C-HY20-80	20	42	50	80	48	42	M16x1.0
HSK63C-HY6-60	6	26	63	60	25	27	M5x0.8
HSK63C-HY8-60	8	28	63	60	25	27	M6x1.0
HSK63C-HY10-65	10	30	63	65	31	32	M8x1.0
HSK63C-HY12-75	12	32	63	75	41	37	M10x1.0
HSK63C-HY14-75	14	34	63	75	40	37	M10x1.0
HSK63C-HY16-80	16	38	63	80	48	42	M12x1.0
HSK63C-HY18-80	18	40	63	80	47	42	M12x1.0
HSK63C-HY20-80	20	42	63	80	49	42	M16x1.0
HSK63C-HY25-95	25	57	63	95	63	48	M16x1.0
HSK63C-HY32-100	32	63	63	100	-	55	M16x1.0

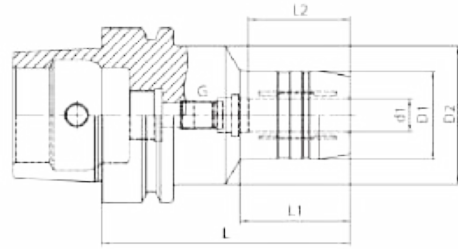
### Hydraulic Chuck, Standard

液压刀柄, 标准型

A ↗  
≤0.003

G Value  
G2.5

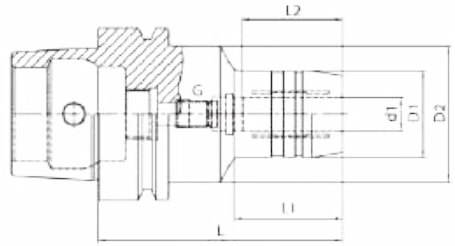
AD AD/B



Size	d1	D1	D2	L	L1	L2	G
HSK40E-HY6-70	6	26	34	70	36	27	M5x0.8
HSK40E-HY8-70	8	28	34	70	36	27	M6x1.0
HSK40E-HY10-75	10	30	34	75	42	32	M6x1.0
HSK40E-HY12-80	12	32	34	80	48	37	M6x1.0
HSK50E-HY6-70	6	26	40	70	28	27	M5x0.8
HSK50E-HY8-70	8	28	40	70	28	27	M6x1.0
HSK50E-HY10-75	10	30	40	75	34	32	M8x1.0
HSK50E-HY12-85	12	32	40	85	44	37	M10x1.0
HSK50E-HY16-90	16	38	53	90	30	42	M12x1.0
HSK50E-HY20-90	20	42	60	90	29	42	M16x1.0

Hydraulic Chuck, Standard  
 液压刀柄, 标准型

A ↗ ≤0.003	G Value G2.5	AD AD/B
---------------	-----------------	---------



Size	d1	D1	D2	L	L1	L2	G
HSK63F-HY20-85	20	42	50	85	46	42	M12x1.0

**TOOL HOLDERS**

---

**ACCESSORY**

## ACCESSORY 附件

Morse Taper ER Collet Chuck.....	G.04
莫氏柄ER刀柄.....	211
Morse Taper OZ Collet Chuck.....	C.06
莫氏柄OZ刀柄 .....	213
Morse Taper Face Mill Holder .....	G.07
莫氏柄面铣刀柄.....	007
Morse Taper Combi Shell Mill Holder .....	G.08
莫氏柄混合插入式铣刀柄 .....	008
Morse Taper Tapping Chuck .....	G.09
莫氏柄攻丝刀柄 .....	009
ER Collet Chuck with Mini Nut.....	G.10
ER 弹簧夹头刀柄 .....	010
Straight Shank Tapping Chuck .....	G.13
弹性快换攻丝刀柄.....	013
ER Collet .....	G.14
ER 筒夹 .....	014
ER Collet Set .....	G.15
ER 筒夹套装 .....	015
ER Sealed Collet .....	G.16
ER 止水筒夹.....	016
Straight Shank Collet .....	G.17
SC 直柄筒夹 .....	017
OZ Collet .....	G.18
OZ 筒夹 .....	018
SKS Collet.....	G.20
SKS 筒夹.....	020
Tapping Collet.....	G.22
攻丝筒夹.....	022
BT Pull Stud.....	G.30
BT 拉钉.....	030
SK Pull Stud .....	G.31
SK 拉钉 .....	031
ISO 7388 Pull Stud .....	G.32
ISO 7388拉钉 .....	032
CAT Pull Stud .....	G.33
CAT 拉钉 .....	033
OTT Pull Stud .....	G.34
OTT 拉钉 .....	034
ISO Pull Stud .....	G.35
ISO 拉钉 .....	035
Mazak Pull Stud .....	G.36
马扎克拉钉 .....	036





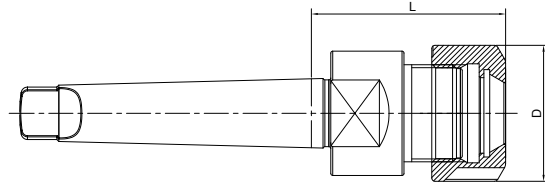
## ACCESSORY 附件

ER Nut .....	G.37
ER 压帽 .....	037
ER Sealed Nut .....	G.39
ER 止水压帽 .....	039
OZ Nut .....	G.40
OZ 压帽 .....	040
SKS Nut .....	G.41
SKS 压帽 .....	041
ER Spanner .....	G.42
ER 扳手 .....	042
Hook Spanner .....	G.44
勾头扳手 .....	044
Ball Spanner .....	G.45
滚珠扳手 .....	045
Boring Bar Sleeve .....	G.46
车床刀套 (公制) .....	046
B Bushing .....	G.48
车床刀套B型 .....	048
J Bushing .....	G.49
车床刀套J型 .....	049
C Bushing .....	G.50
车床刀套C型 .....	050
CV Bushing .....	G.51
车床刀套CV型 .....	051
DD Bushing .....	G.52
车床刀套DD型 .....	052
Z Bushing .....	G.53
车床刀套Z型 .....	053
Locking Device.....	G.54
锁刀座 .....	054
HSK Coolant Tube .....	G.56
HSK 冷却导管 .....	056
Clutch Drive Ring.....	G.57
驱动环 .....	057
Retaining Screw.....	G.58
压紧螺栓 .....	058
Clamping Kit .....	G.60
组合压板 .....	060
Balluff Data Carrier.....	G.61
巴鲁夫数据芯片 .....	061
Tool Holder Trolley .....	G.62
刀具车 .....	062



## ER Collet Chuck DIN6499

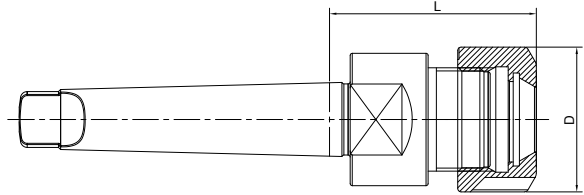
### ER 弹簧夹头刀柄



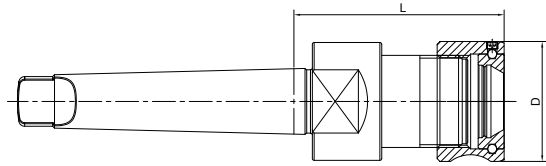
Size	D	L	Capacity
MTA2-ER16M-50	22	50	1-10
MTA2-ER20M-50	28	50	1-13
MTA2-ER25-60	42	60	2-16
MTA2-ER32-60	50	60	2-20
MTA3-ER16M-60	22	60	1-10
MTA3-ER20M-60	28	60	1-13
MTA3-ER25-60	42	60	2-16
MTA3-ER32-70	50	70	2-20
MTA3-ER40-80	63	80	3-26
MTA4-ER25-60	42	60	2-16
MTA4-ER32-70	50	70	2-20
MTA4-ER40-80	63	80	3-26
MTA5-ER40-80	63	80	3-26



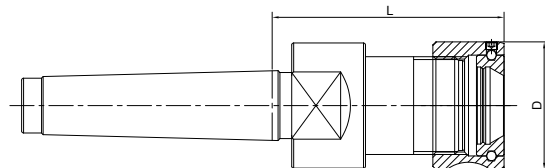
**ER Collet Chuck DIN6499**  
**ER 弹簧夹头刀柄**



Size	D	L	Capacity
MTB1-ER11A-30	19	30	1-7
MTB1-ER16A-40	28	40	1-10
MTB2-ER16M-50	22	50	1-10
MTB2-ER20M-50	28	50	1-13
MTB2-ER11A-30	19	30	1-7
MTB2-ER16A-50	28	50	1-10
MTB2-ER20A-50	34	50	1-13
MTB2-ER25-47	42	47	2-16
MTB2-ER32-75	50	75	2-20
MTB2-ER40-80	63	80	3-26
MTB3-ER16M-60	22	60	1-10
MTB3-ER20M-50	28	50	1-13
MTB3-ER16A-50	28	50	1-10
MTB3-ER20A-50	36	50	1-13
MTB3-ER25-56	42	56	2-16
MTB3-ER32-60	50	60	2-20
MTB3-ER40-80	63	80	3-26
MTB4-ER25-60	42	60	2-16
MTB4-ER32-60	50	60	2-20
MTB4-ER40-80	63	80	3-26
MTB4-ER50-80	78	80	6-34
MTB5-ER40-80	63	80	3-26
MTB5-ER50-80	78	80	6-34

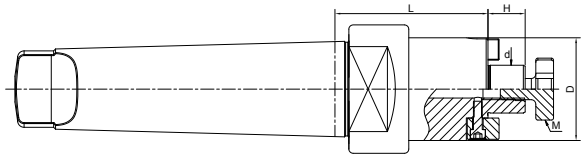
**OZ Collet Chuck DIN6391**
**OZ 夹头刀柄**


Size	D	L	Capacity
MTA2-OZ25-70	60	70	3-25
MTA3-OZ25-70	60	70	3-25
MTA4-OZ25-70	60	70	3-25

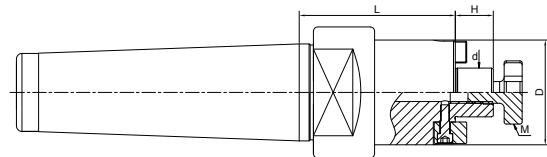


Size	D	L	Capacity
MTB2-OZ25-70	60	70	3-25
MTB3-OZ25-70	60	70	3-25
MTB4-OZ25-70	60	70	3-25
MTB4-OZ32-80	72	80	6-32
MTB5-OZ25-75	60	75	3-25
MTB5-OZ32-80	72	80	6-32

## Face Mill Holder DIN6357 面铣刀柄



Size	d	D	L	H	M
MTA2-FMB16-30	16	38	30	17	M8
MTA2-FMB22-30	22	48	30	19	M10
MTA2-FMB27-30	27	58	30	21	M12
MTA3-FMB16-30	16	38	30	17	M8
MTA3-FMB22-30	22	48	30	19	M10
MTA3-FMB27-30	27	58	30	21	M12
MTA3-FMB32-30	32	78	30	24	M16
MTA4-FMB16-32	16	38	32	17	M8
MTA4-FMB22-32	22	48	32	19	M10
MTA4-FMB27-32	27	58	32	21	M12
MTA4-FMB32-32	32	78	32	24	M16
MTA4-FMB40-32	40	88	32	27	M20

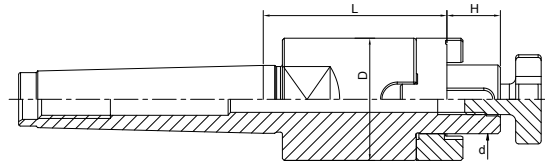


Size	d	D	L	H	M
MTB3-FMB16-48	16	38	48	17	M8
MTB3-FMB22-48	22	48	48	19	M10
MTB3-FMB27-48	27	58	48	21	M12
MTB3-FMB32-48	32	78	48	24	M16
MTB3-FMB40-48	40	88	48	27	M20
MTB4-FMB22-55	55	48	55	19	M10
MTB4-FMB27-55	27	58	55	21	M12
MTB4-FMB32-55	32	78	55	24	M16
MTB4-FMB40-55	40	88	55	27	M20



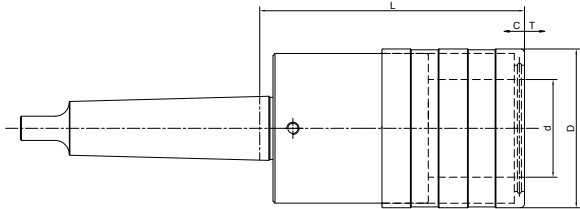
## Combi Shell Mill Holder DIN6358

### 混合插入式铣刀柄



Size	d	D	H	L
MTB2-SEMC16-48	16	32	17	48
MTB2-SEMC22-48	22	40	19	48
MTB2-SEMC27-55	27	48	21	55
MTB2-SEMC32-55	32	58	24	55
MTB3-SEMC16-48	16	32	17	48
MTB3-SEMC22-50	22	40	19	50
MTB3-SEMC27-55	27	48	21	48
MTB3-SEMC32-55	32	58	24	48
MTB4-SEMC16-55	16	32	17	55
MTB4-SEMC22-55	22	40	19	55
MTB4-SEMC27-55	27	48	21	55
MTB4-SEMC32-55	32	58	24	55

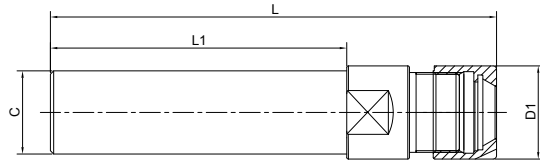
**Quick Change Tapping Chuck with Length Compensation**  
**弹性快换攻丝刀柄**



Size	Collet Size	D	d	L	T	C
MTA2-TC312-46	1	36	19	46	7.5	7.5
MTA3-TC312-46	1	36	19	46	7.5	7.5
MTA3-TC820-68	2	53	31	68	12.5	12.5
MTA4-TC820-70	2	35	31	70	12.5	12.5
MTA4-TC1433-108	3	78	48	108	22	22
MTA5-TC1433-103	3	78	48	103	22	22

## ER Collet Chuck with Mini Nut DIN6499

### ER 弹簧夹头刀柄



#### Metric

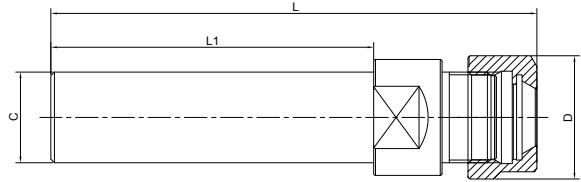
Size	C	D	L1	L
C8-ER8M-100	08	12	100	124.5
C10-ER8M-100	10	12	100	124.5
C10-ER8M-150	10	12	150	174.5
C12-ER11M-100	12	16	100	125
C16-ER11M-100	16	16	100	125
C16-ER11M-150	16	16	150	175
C16-ER16M-100	16	22	100	131
C16-ER16M-150	16	22	150	181
C20-ER16M-100	20	22	100	131
C20-ER16M-150	20	22	150	181
C20-ER20M-100	20	28	100	137
C20-ER20M-150	20	28	150	187
C25-ER16M-100	25	22	100	131
C25-ER16M-150	25	22	150	181
C25-ER20M-100	25	28	100	137
C25-ER20M-150	25	28	150	187

#### Inch

Size	C	D	L1	L
C1/2"-ER11M-4.0"	1/2"	16	4"	126.6
C1/2"-ER11M-6.0"	1/2"	16	6"	177.4
C1/2"-ER16M-4.0"	1/2"	22	4"	132.6
C1/2"-ER16M-6.0"	1/2"	22	6"	183.4



## ER Collet Chuck with Hex Nut DIN6499 ER 弹簧夹头刀柄



### Metric

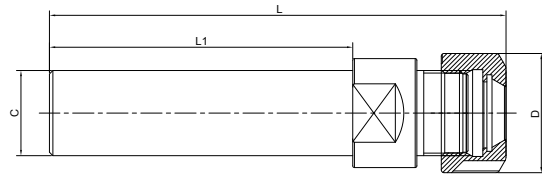
Size	C	D	L1	L
C10-ER8A-100	10	13.3	100	124.5
C10-ER11A-100	10	19	100	124
C12-ER8A-100	12	13.3	100	124.5
C12-ER11A-100	12	19	100	124
C16-ER11A-50	16	19	50	74
C16-ER11A-100	16	19	100	124
C16A-ER16A-100	16	28	100	131
C16A-ER16A-150	16	28	150	181
C20-ER16A-100	20	28	100	131
C20-ER16A-150	20	28	150	181
C20A-ER20A-100	20	34	100	136.5
C20A-ER20A-150	20	34	150	186.5
C25-ER16A-100	25	28	100	136.5
C25-ER16A-150	25	28	150	186.5
C25-ER20A-100	25	34	100	136.5
C25-ER20A-150	25	34	150	186.5

### Inch

Size	C	D	L1	L
C1/2"-ER11A-3.5"	1/2"	19	3.5"	112.9
C1/2"-ER11A-6"	1/2"	19	6"	176.4
C3/4"-ER16A-4"	3/4"	28	4"	132.6
C3/4"-ER16A-6"	3/4"	28	6"	183.4
C3/4"-ER20A-4"	3/4"	34	4"	138.6
C3/4"-ER20A-6"	3/4"	34	6"	189.4

## ER Collet Chuck with UM Nut DIN6499

### ER 弹簧夹头刀柄



#### Metric

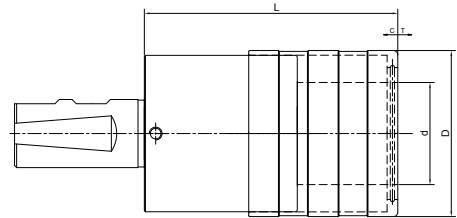
Size	C	D	L1	L
C20-ER25UM-100	20	42	100	144
C25-ER25UM-100	25	42	100	144
C25-ER25UM-150	25	42	150	194
C25-ER25UM-200	25	42	200	244
C25-ER32UM-100	25	50	100	148
C32-ER25UM-100	32	42	100	144
C32-ER25UM-150	32	42	150	194
C32-ER32UM-100	32	50	100	148
C32-ER32UM-150	32	50	150	198
C32-ER32UM-200	32	50	200	248
C32-ER40UM-100	32	63	100	151
C40-ER32UM-100	40	50	100	148
C40-ER40UM-100	40	63	100	151
C40-ER40UM-150	40	63	150	201

#### Inch

Size	C	D	L1	L
C3/4"-ER25-4"	3/4"	42	4"	145.6
C1"-ER25-6"	1"	42	6"	196.4
C1"-ER32-4"	1"	50	4"	149.6
C1-1/4"-ER32-6"	1-1/4"	50	6"	200.4

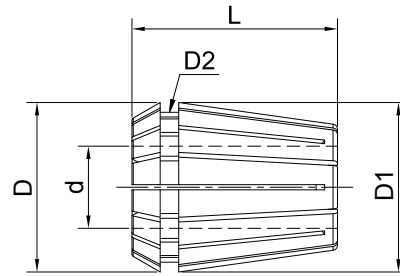


## Quick Change Tapping Chuck with Length Compensation 弹性快换攻丝刀柄



Size	Collet Size	L	D	d	T	C
C20-TC312-41	1	41	36	19	7.5	7.5
C25-TC312-41	1	41	36	19	7.5	7.5
C25-TC820-63	2	63	53	31	12.5	12.5
C32-TC312-41	1	41	36	19	7.5	7.5
C32-TC820-63	2	63	53	31	12.5	12.5
C32-TC1433-97	3	97	78	48	22	22
C40-TC312-41	1	41	36	19	7.5	7.5
C40-TC820-63	2	63	53	31	12.5	12.5
C40-TC1433-97	3	97	78	48	22	22

## ER Collet ER 弹簧夹头



### Metric

Size	d	D1	D	D2	L
ER8	1-5	8	8.45	6.5	13.5
ER11	1-7	11	11.5	9.5	18
ER16	1-10	16	17	13.8	27.5
ER20	1-13	20	21	17.4	31.5
ER25	2-16	25	26	22	34
ER32	2-20	32	33	29.2	40
ER40	3-26	40	41	36.2	46

### Inch

Size	d	D1	D	D2	L
ER11	1/32-17/64	11	11.5	9.5	18
ER16	1/32-3/8	16	17	13.8	27.5
ER20	1/32-33/64	20	21	17.4	31.5
ER25	3/64-5/8	25	26	22	34
ER32	1/16-25/32	32	33	29.2	40
ER40	1/8-1"	40	41	36.2	46

## ER Collet Set ER 筒夹套装



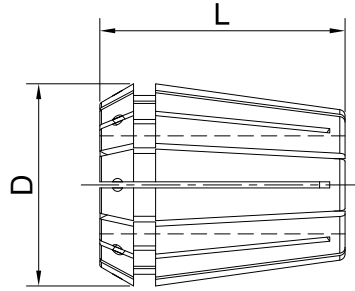
### Metric

Size	Collet Diameter	PCS/SET
ER8-5 PCS	1-5	5
ER8-9 PCS	1-5	9
ER11-7 PCS	1-7	7
ER11-13 PCS	1-7	13
ER16-10 PCS	1-10	10
ER20-13 PCS	1-13	13
ER25-15 PCS	2-16	15
ER32-18 PCS	3-20	18
ER40-23 PCS	4-26	23

### Inch

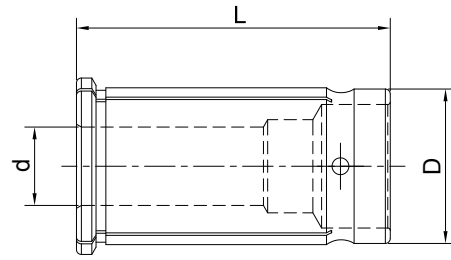
Size	Collet Diameter	PCS/SET
ER8-6 PCS (Inch)	1/32, 1/16, 3/32, 1/8, 5/32, 3/16	6
ER16-8 PCS (Inch)	1/8, 5/32, 3/16, 7/32, 1/4, 5/16, 11/32, 3/8	8
ER20-11 PCS (Inch)	1/8, 5/32, 3/16, 7/32, 1/4, 9/32, 5/16, 11/32, 3/8, 7/16, 1/2	11
ER25-9 PCS (Inch)	1/8, 3/16, 1/4, 5/16, 3/8, 7/16, 1/2, 9/16, 5/8	9
ER32-18 PCS (Inch)	1/8, 5/32, 3/16, 7/32, 1/4, 9/32, 5/16, 11/32, 3/8, 13/32, 7/16, 15/32, 1/2, 9/16, 5/8, 11/16, 23/32, 3/4	18
ER40-23 PCS (Inch)	1/8, 5/32, 3/16, 7/32, 1/4, 9/32, 5/16, 11/32, 3/8, 13/32, 7/16, 15/32, 1/2, 9/16, 5/8, 11/16, 23/32, 3/4, 13/16, 27/32, 7/8, 29/32, 1"	23

## ER Sealed Collet ER 止水筒夹



Size	D	L	Diameter
ERS16	17	27.5	3-10
ERS20	21	31.5	3-13
ERS25	26	34	3-16
ERS32	33	40	3-20
ERS40	41	46	3-26

## Straight Shank Collet SC 直柄筒夹



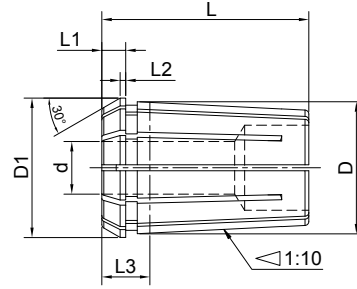
### Metric

Size	d	D	L
SC16	3,4,5,6,8,10,12	16	45
SC20	3,4,5,6,8,10,12,14,16	20	50
SC22	3,4,5,6,8,10,12,14,16	22	54
SC25	3,4,5,6,8,10,12,14,16,18,20	25	60
SC32	3,4,5,6,8,10,12,14,16,18,20,25	32	64
SC40	6,8,10,12,14,16,18,20,25,28,30,32	40	80
SC42	3,4,5,6,8,10,12,14,16,18,20,22,24,25,28,30,32	42	80

### Inch

Size	d	D	L
SC1/2"	1/8, 3/16, 1/4, 5/16, 3/8	1/2"	1.73"
SC3/4"	1/8, 3/16, 1/4, 5/16, 3/8, 7/16, 1/2, 9/16, 5/8 6, 8, 10, 12, 14, 16 (METRIC)"	3/4"	1.97"
SC1"	1/8, 3/16, 1/4, 5/16, 3/8, 7/16, 1/2, 5/8, 3/4, 7/8	1"	2.36
SC1-1/4"	3/16, 1/4, 5/16, 3/8, 7/16, 1/2, 9/16, 5/8, 3/4, 7/8, 1	1-1/4"	2.52"

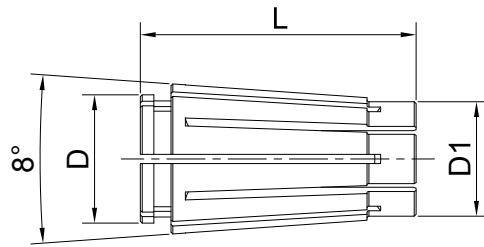
**OZ Collet**  
**OZ 筒夹 B 型**



Size	d	D	D1	L	L1	L2	L3
OZ16B	2-16	22.65	25.5	40	5.5	1.2	9.5
OZ20B	2-20	27.4	29.8	45	6	1.35	10
OZ25B	2-25	32.9	35.05	52	6	1.4	10
OZ32B	4-32	41.3	43.7	60	6	1.45	11
OZ40B	6-40	49.7	52.2	68	6	1.45	12
OZ50B	8-50	61.1	63.8	80	7	1.55	13



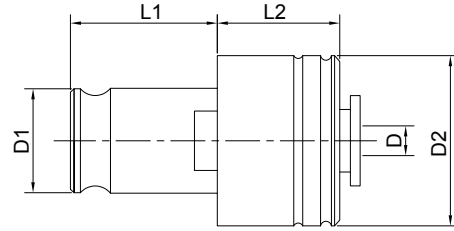
## SKS Collet SKS 高速筒夹



Size	L	D	D1
SKS06	25	9	7.5
SKS10	30.5	14	11.8
SKS20	50	24	23
SKS16	45	21	18.8
SKS25	57	30	28.9

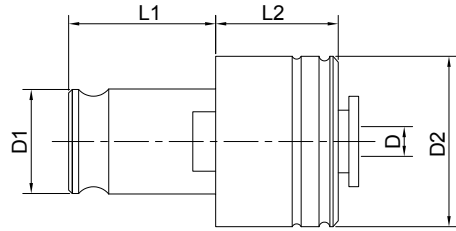
Collet extractor can be ordered separately.

## Tapping Collet with Clutch 过载保护攻丝筒夹 (公制)



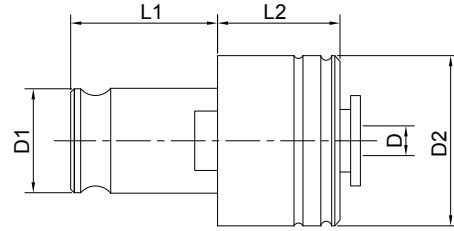
Size	Collet	M	D	□	D1	D2	L1	L2
FES1 M2(2.8x2.1)	FES 1	M2	2.8	2.1	19	33	21.5	25
FES1 M3(3.5x2.7)	FES 1	M3	3.5	2.7	19	33	21.5	25
FES1 M3.5(4x3)	FES 1	M3.5	4	3	19	33	21.5	25
FES1 M4(5x4)	FES 1	M4	5	4	19	33	21.5	25
FES1 M4(4.5x3.4)	FES 1	M4	4.5	3.4	19	33	21.5	25
FES1 M5(6x4.9)	FES 1	M5	6	4.9	19	33	21.5	25
FES1 M6(6.3x5)	FES 1	M6	6.3	5	19	33	21.5	25
FES1 M6(6x4.9)	FES 1	M6	6	4.9	19	33	21.5	25
FES1 M8(8x6.3)	FES 1	M8	8	6.3	19	33	21.5	25
FES1 M10(10x8)	FES 1	M10	10	8	19	33	21.5	25
FES1 M10(7x5.5)	FES 1	M10	7	5.5	19	33	21.5	25
FES1 M12(9x7.1)	FES 1	M12	9	7.1	19	33	21.5	25
FES1 M14(11x9)	FES 1	M14	11	9	19	33	21.5	25

## Tapping Collet with Clutch 过载保护攻丝筒夹 (公制)



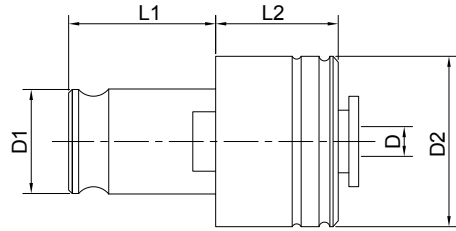
Size	Collet	M	D	□	D1	D2	L1	L2
FES2 M5(6x4.9)	FES 2	M5	6	4.9	31	51	35	35
FES2 M6(6.3x5)	FES 2	M6	6.3	5	31	51	35	35
FES2 M6(6x4.9)	FES 2	M6	6	4.9	31	51	35	35
FES2 M8(8x6.3)	FES 2	M8	8	6.3	31	51	35	35
FES2 M10(10x8)	FES 2	M10	10	8	31	51	35	35
FES2 M10(7x5.5)	FES 2	M10	7	5.5	31	51	35	35
FES2 M12(9v7.1)	FES 2	M12	9	7.1	31	51	35	35
FES2 M12(9x7)	FES 2	M12	9	7	31	51	35	35
FES2 M14(11x9)	FES 2	M14	11	9	31	51	35	35
FES2 M16(12.5x10)	FES 2	M16	12.5	10	31	51	35	35
FES2 M16(12x9)	FES 2	M16	12	9	31	51	35	35
FES2 M18(14x11)	FES 2	M18	14	11	31	51	35	35
FES2 M20(16x12)	FES 2	M20	16	12	31	51	35	35
FES2 M22(18x14.5)	FES 2	M22	18	14.5	31	51	35	35
FES2 M24(18x14.5)	FES 2	M24	18	14.5	31	51	35	35
FES2 M24(16x12.5)	FES 2	M24	16	12.5	31	51	35	35
FES3 M14(11x9)	FES 3	M14	11	9	48	73	55.5	45
FES3 M16(12x9)	FES 3	M16	12	9	48	73	55.5	45
FES3 M18(14x11)	FES 3	M18	14	11	48	73	55.5	45
FES3 M20(16x12)	FES 3	M20	16	12	48	73	55.5	45
FES3 M22(18x14.5)	FES 3	M22	18	14.5	48	73	55.5	45
FES3 M24(18x14.5)	FES 3	M24	18	14.5	48	73	55.5	45
FES3 M27(20x16)	FES 3	M27	20	16	48	73	55.5	45
FES3 M30(22x18)	FES 3	M30	22	18	48	73	55.5	45
FES3 M33(25x20)	FES 3	M33	25	20	48	73	55.5	45
FES3 M36(28x22)	FES 3	M36	28	22	48	73	55.5	45

## Tapping Collet with Clutch 过载保护攻丝筒夹 (英制)



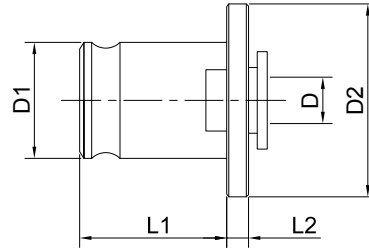
Size	Collet	ANSI	Metric	D	□	D1	D2	L1	L2
0-6" M1.6-M3.5	FES 1	0-6"	M1.6-M3.5	0.141	0.11	19	33	21.5	25
8, 5/32 M4	FES 1	8, 5/32	M4	0.168	0.131	19	33	21.5	25
10, 3/16" M4.5 M5	FES 1	10, 3/16"	M4.5 M5	0.194	0.152	19	33	21.5	25
12, 7/32"	FES 1	12, 7/32"	-	0.22	0.165	19	33	21.5	25
1/4" M6 M6.3	FES 1	1/4"	M6 M6.3	0.255	0.191	19	33	21.5	25
5/16" M7 M8	FES 1	5/16"	M7 M8	0.318	0.238	19	33	21.5	25
3/8" M10	FES 1	3/8"	M10	0.381	0.286	19	33	21.5	25
7/16" M11	FES 1	7/16"	M11	0.323	0.242	19	33	21.5	25
1/2" M12 M12.5	FES 1	1/2"	M12 M12.5	0.367	0.275	19	33	21.5	25
9/16" M14	FES 1	9/16"	M14	0.429	0.322	19	33	21.5	25
1/8" NPT	FES 1	1/8" NPT	-	0.437	0.328	19	33	21.5	25
5/16" M7 M8	FES 2	5/16"	M7 M8	0.318	0.238	31	51	35	35
3/8" M10	FES 2	3/8"	M10	0.381	0.286	31	51	35	35
7/16" M11	FES 2	7/16"	M11	0.323	0.242	31	51	35	35
1/2" M12 M12.5	FES 2	1/2"	M12 M12.5	0.367	0.275	31	51	35	35
9/16" M14	FES 2	9/16"	M14	0.429	0.322	31	51	35	35
5/8" M16	FES 2	5/8"	M16	0.48	0.36	31	51	35	35
11/16" M18	FES 2	11/16"	M18	0.542	0.406	31	51	35	35
3/4"	FES 2	3/4"	-	0.59	0.442	31	51	35	35
13/16" M20	FES 2	-	M20	0.652	0.489	31	51	35	35
7/8" M22	FES 2	-	M22	0.697	0.523	31	51	35	35
1/4" NPT	FES 2	1/4" NPT	-	0.562	0.421	31	51	35	35
3/8" NPT	FES 2	3/8" NPT	-	0.7	0.531	31	51	35	35
1/2" NPT	FES 2	1/2" NPT	-	0.687	0.515	31	51	35	35

## Tapping Collet with Clutch 过载保护攻丝筒夹 (英制)



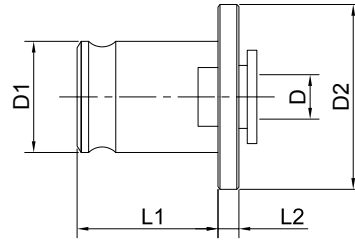
Size	Collet	ANSI	Metric	D	□	D1	D2	L1	L2
13/16" M20	FES 3	13/16"	M20	0.652	0.489	48	73	55.5	45
7/8" M22	FES 3	7/8"	M22	0.697	0.523	48	73	55.5	45
15/16" M24	FES 3	15/16"	M24	0.76	0.57	48	73	55.5	45
1" M25	FES 3	1"	M25	0.8	0.6	48	73	55.5	45
1-1/8", 1-1/16" M27	FES 3	1-1/8", 1-1/16"	M27	0.896	0.672	48	73	55.5	45
1-1/4", 1-3/16 M30	FES 3	1-1/4", 1-3/16	M30	1.021	0.766	48	73	55.5	45
1-3/8", 1-5/16 M33	FES 3	1-3/8", 1-5/16	M33	1.108	0.831	48	73	55.5	45
1/2" NPT	FES 3	1/2" NPT	-	0.687	0.515	48	73	55.5	45
3/4" NPT	FES 3	3/4" NPT	-	0.906	0.678	48	73	55.5	45
1" NPT	FES 3	1" NPT	-	1.125	0.843	48	73	55.5	45

## Tapping Collet without Clutch 无过载保护攻丝筒夹 (公制)



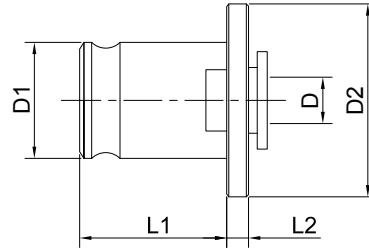
Size	Collet	M	D	□	D1	D2	L1	L2
FE1 M2(2.8x2.1)	FE 1	M2	2.8	2.1	19	30	21.5	7
FE1 M3(3.5x2.7)	FE 1	M3	3.5	2.7	19	30	21.5	7
FE1 M4(5x4)	FE 1	M4	5	4	19	30	21.5	7
FE1 M4(4.5x3.4)	FE 1	M4	4.5	3.4	19	30	21.5	7
FE1 M6(6x4.9)	FE 1	M6	6	4.9	19	30	21.5	7
FE1 M8(8x6.2)	FE 1	M8	8	6.2	19	30	21.5	7
FE1 M10(10x8)	FE 1	M10	10	8	19	30	21.5	7
FE1 M10(7x5.5)	FE 1	M10	7	5.5	19	30	21.5	7
FE1 M12(9x7)	FE 1	M12	9	7	19	30	21.5	7
FE2 M8(6x4.9)	FE 2	M8	6		31	48	35	11
FE2 M8(8x6.2)	FE 2	M8	8	6.2	31	48	35	11
FE2 M10(10x8)	FE 2	M10	10	8	31	48	35	11
FE2 M10(7x5.5)	FE 2	M10	7	5.5	31	48	35	11
FE2 M12(9x7.1)	FE 2	M12	9	7.1	31	48	35	11
FE2 M14(11x9)	FE 2	M14	11	9	31	48	35	11
FE2 M16(12x9)	FE 2	M16	12	9	31	48	35	11
FE2 M18(14x11)	FE 2	M18	14	11	31	48	35	11
FE2 M20(16x12)	FE 2	M20	16	12	31	48	35	11

## Tapping Collet without Cluth 无过载保护攻丝筒夹 (公制)



Size	Collet	M	D	□	D1	D2	L1	L2
FE3 M14(11x9)	FE 3	M14	11	9	48	70	55.5	13.5
FE3 M16(12x9)	FE 3	M16	12	9	48	70	55.5	13.5
FE3 M18(14x11)	FE 3	M18	14	11	48	70	55.5	13.5
FE3 M20(16x12)	FE 3	M20	16	12	48	70	55.5	13.5
FE3 M24(18x14.5)	FE 3	M24	18	14.5	48	70	55.5	13.5
FE3 M27(20x16)	FE 3	M27	20	16	48	70	55.5	13.5
FE3 M30(22x18)	FE 3	M30	22	18	48	70	55.5	13.5
FE3 M33(25x20)	FE 3	M33	25	20	48	70	55.5	13.5
FE3 M36(28x22)	FE 3	M36	28	22	48	70	55.5	13.5

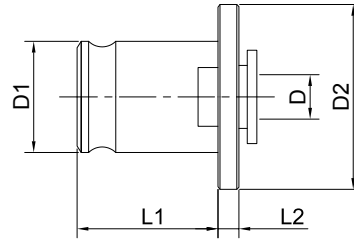
## Tapping Collet without Clutch 无过载保护攻丝筒夹 (英制)



Size	Collet	ANSI	Metric	D	□	D1	D2	L1	L2
0-6" M1.6-M3.5	FE 1	0-6"	M1.6-M3.5	0.141	0.11	19	30	21.5	7
8, 5/32 M4	FE 1	8, 5/32	M4	0.168	0.131	19	30	21.5	7
10, 3/16" M4.5 M5	FE 1	10, 3/16"	M4.5 M5	0.194	0.152	19	30	21.5	7
12, 7/32"	FE 1	12, 7/32"	-	0.22	0.165	19	30	21.5	7
1/4" M6 M6.3	FE 1	1/4"	M6 M6.3	0.255	0.191	19	30	21.5	7
5/16" M7 M8	FE 1	5/16"	M7 M8	0.318	0.238	19	30	21.5	7
3/8" M10	FE 1	3/8"	M10	0.381	0.286	19	30	21.5	7
7/16" M11	FE 1	7/16"	M11	0.323	0.242	19	30	21.5	7
1/2" M12 M12.5	FE 1	1/2"	M12 M12.5	0.367	0.275	19	30	21.5	7
9/16" M14	FE 1	9/16"	M14	0.429	0.322	19	30	21.5	7
1/8" NPT	FE 1	1/8" NPT	-	0.437	0.328	19	30	21.5	7
5/16" M7 M8	FE 2	5/16"	M7 M8	0.318	0.238	31	48	35	11
3/8" M10	FE 2	3/8"	M10	0.381	0.286	31	48	35	11
7/16" M11	FE 2	7/16"	M11	0.323	0.242	31	48	35	11
1/2" M12 M12.5	FE 2	1/2"	M12 M12.5	0.367	0.275	31	48	35	11
9/16" M14	FE 2	9/16"	M14	0.429	0.322	31	48	35	11
5/8" M16	FE 2	5/8"	M16	0.48	0.36	31	48	35	11
11/16" M18	FE 2	11/16"	M18	0.542	0.406	31	48	35	11
3/4"	FE 2	3/4"	-	0.59	0.442	31	48	35	11
13/16" M20	FE 2	-	M20	0.652	0.489	31	48	35	11
7/8" M22	FE 2	-	M22	0.697	0.523	31	48	35	11
1/4" NPT	FE 2	1/4" NPT	-	0.562	0.421	31	48	35	11
3/8" NPT	FE 2	3/8" NPT	-	0.7	0.531	31	48	35	11
1/2" NPT	FE 2	1/2" NPT	-	0.687	0.515	31	48	35	11

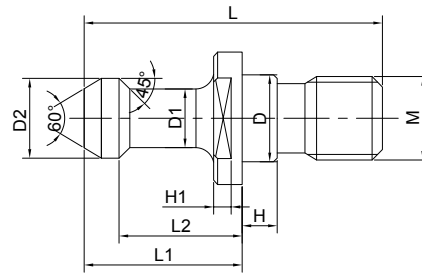


## Tapping Collet without Cluth 无过载保护攻丝筒夹 (英制)



Size	Collet	ANSI	Metric	D	□	D1	D2	L1	L2
13/16" M20	FE 3	13/16"	M20	0.652	0.489	48	70	55.5	13.5
7/8" M22	FE 3	7/8"	M22	0.697	0.523	48	70	55.5	13.5
15/16" M24	FE 3	15/16"	M24	0.76	0.57	48	70	55.5	13.5
1" M25	FE 3	1"	M25	0.8	0.6	48	70	55.5	13.5
1-1/8", 1-1/16" M27	FE 3	1-1/8", 1-1/16"	M27	0.896	0.672	48	70	55.5	13.5
1-1/4", 1-3/16 M30	FE 3	1-1/4", 1-3/16	M30	1.021	0.766	48	70	55.5	13.5
1-3/8", 1-5/16 M33	FE 3	1-3/8", 1-5/16	M33	1.108	0.831	48	70	55.5	13.5
1/2" NPT	FE 3	1/2" NPT	-	0.687	0.515	48	70	55.5	13.5
3/4" NPT	FE 3	3/4" NPT	-	0.906	0.678	48	70	55.5	13.5
1" NPT	FE 3	1" NPT	-	1.125	0.843	48	70	55.5	13.5

## BT Pull Stud BT 拉钉



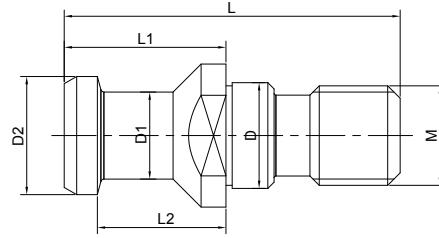
Size	D	D1	D2	M	L	L1	L2	H	H1	Ø
BT30-45	12.5	7	11	M12	43	23	18	4	3.5	45
BT40-45	17	10	15	M16	60	35	28	5	4	45
BT50-45	25	17	23	M24	85	45	35	8	8	45
BT30C-45	12.5	7	11	M12	43	23	18	4	3.5	45
BT40C-45	17	10	15	M16	60	35	28	5	4	45
BT50C-45	25	17	23	M24	85	45	35	8	8	45
BT30CO-45	12.5	7	11	M12	43	23	18	4	3.5	45
BT40CO-45	17	10	15	M16	60	35	28	5	4	45
BT50CO-45	25	17	23	M24	85	45	35	8	8	45

C: Through Hole

O: with O-Ring

Other sizes can be made by request.

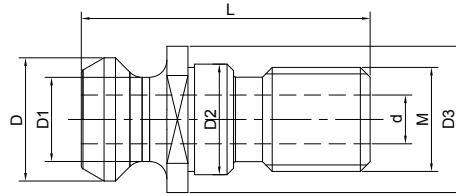
**SK Pull Stud**  
**SK 拉钉**



Size	D	D1	D2	M	L	L1	L2
SK-30A	13	9	13	M12	44	24	19
SK-40A	17	14	19	M16	54	26	20
SK-50A	25	21	28	M24	74	34	25
SK-30B	13	9	13	M12	44	24	19
SK-40B	17	14	19	M16	54	26	20
SK-50B	25	21	28	M24	74	34	25

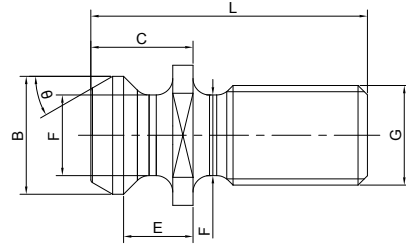
A: Through Hole, without O-Ring  
 B: Not Through Hole, with O-Ring  
 Other sizes can be made by request.

## ISO 7388 Pull Stud ISO 7388 拉钉



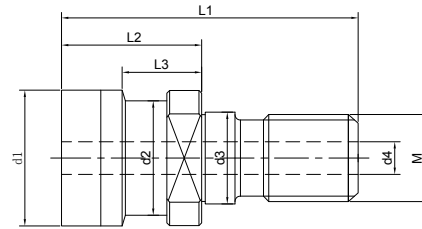
Size	D3	D2	D1	D	M	L	d
DIN7388-40A	23	17	14	19	M16	54	7
DIN7388-50A	38	25	21	28	M24	74	10
DIN7388-40B	22.5	17	12.95	18.95	M16	44.4	7.35
DIN7388-50B	37	25	19.6	29.1	M24	66.55	11.55

**CAT Pull Stud**  
**CAT 拉钉**



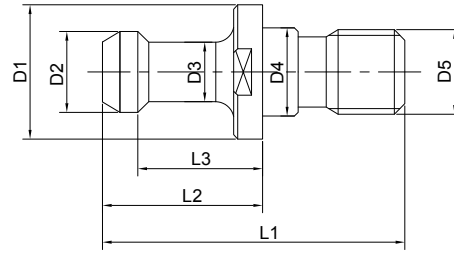
Size	Type	G	$\theta$	L	B	C	E	F
CAT40-A	A	5/8"-11	45	1.5	0.74	0.64	0.44	0.49
CAT50-A	A	1"-8	45	2.3	1.14	1	0.7	0.82
CAT40-B	B	5/8"-11	45/60/90	2.25	0.59	1.27	0.99	0.392
CAT50-B	B	1"-8	45/60/90	3.07	0.906	1.772	1.378	0.669

## OTT Pull Stud OTT 拉杆



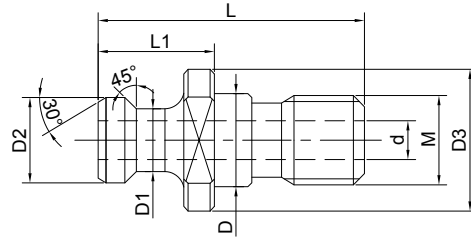
Size	M	d1	d2	d3	d4	l3	l2	l1
NT40	M16	25	21.1	17	7	13.6	25	53
NT50	M24	39.29	32	25	7	13.3	25.1	65

**ISO Pull Stud**  
**ISO 拉钉**

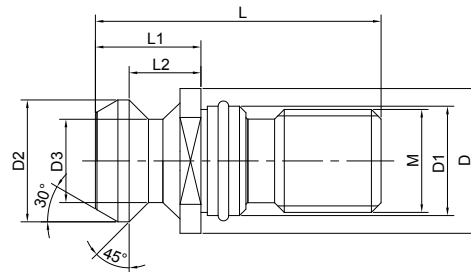


Size	L1	L2	L3	D1	D2	D3	D4	D5
ISO20	26	12	9	12	9	6	8.5	M8
ISO25	28	12	9	13	11	7	8.5	M8
ISO30	44	24	19	17	13	9	13	M12

## Mazak Pull Stud 马扎克拉钉



Size	L	L1	D2	D1	D3	D	d	M
Marzak-BT40	44.1	19.1	18.8	12.45	22	17	7	M16
Marzak-BT50	65.2	25.2	29	20.83	37	25	10	M24



Size	D	D1	D2	D3	L	L1	L2	M
Marzak-CAT40	22	17	18.79	12.5	41.25	16.25	11.17	M16
Marzak-CAT50	35.6	25	28.95	20.82	65.4	25.4	17.78	M24



**ER Nut**  
**ER 压帽**



**UM**

Size	D	d	L	M
ER16-UM	32	26	17	M22X1.5
ER20-UM	35	29	19	M25X1.5
ER25-UM	42	36	20	M32X1.5
ER32-UM	50	44	22.5	M40X1.5
ER40-UM	63	57	25.5	M50X1.5
ER50-UM	78	71	35.5	M64X2

**Hex**

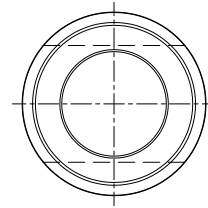
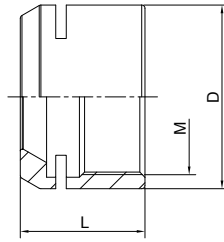
Size	D	d	L	M
ER11-A	19	17	11.3	M14X0.75
ER16-A	28	25	17.5	M22X1.5
ER20-A	34	30	19	M25X1.5
ER25-A	42		22	M32X1.5

**Mini**

Size	D	d	L	M
ER8-M	12	10	10	M10X0.75
ER11-M	16	12	12	M13X0.75
ER16-M	22	17.2	18	M19X1
ER20-M	28	22.5	19	M24X1
ER25-M	35	28.6	20	M30X1

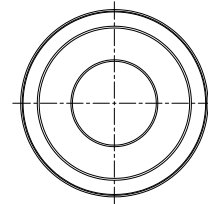
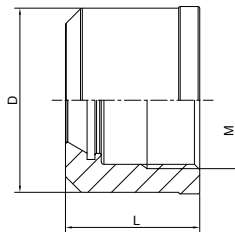
## ER Nut

### ER 压帽



### MS

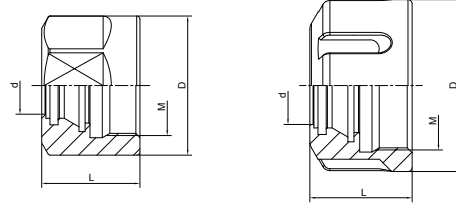
Size	D	L	M
ER11MS	16	12	M13×0.75
ER16MS	22	17	M19×1.0
ER20MS	28	19	M24×1.0
ER25MS	35	20	M30×1.0



### GER

Size	D	L	M
GER16	30	24.7	TM22×1.5
GER20	35	25.5	TM26×1.5
GER25	40	25.9	TM32×1.5
GER32	48	30	TM40×1.5

## ER Sealed Nut ERS 筒夹止水压帽



### Sealed Nut

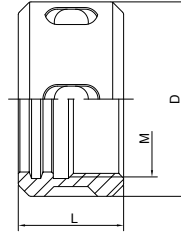
Size	D	d	L	M
ERS16	28	11	22.5	M22×1.5
ERS20	34	14	24	M25×1.5
ERS25	42	19	25	M32×1.5
ERS32	50	24	27.5	M40×1.5
ERS40	63	30	30.5	M50×1.5

### Sealing Disc

Size	d	D
ERS16-d	1-10	13
ERS20-d	1-13	16
ERS25-d	2-16	20.7
ERS32-d	2-20	27
ERS40-d	3-26	33.5

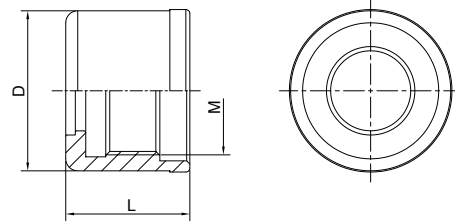
## OZ Nut

### OZ 压帽



Size	D	L	M
OZ6	18	14	M14X1.0
OZ8	26	19	M20X1.5
OZ10	30	19	M22X1.5
OZ12	35	20	M27X1.5
OZ16	43	24	M33X1.5
OZ20	50	28	M42X2.0
OZ25	60	30	M48X2.0
OZ32	72	33.5	M60X2.5
OZ40	85	37	M68X2.5
OZ50	100	43	M80X2.5

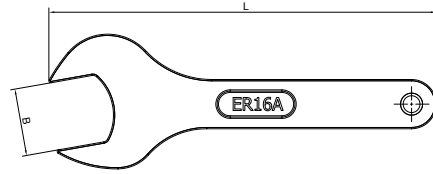
**SKS Nut**  
**SKS 无风阻压帽**



Size	D	L	M
SKS06	19.5	21	M15.5×1.0
SKS10	27.1	24	M21.5×1.0
SKS16	40	31	M32×1.5
SKS25	55	37	M45×1.5

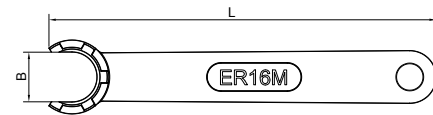
## ER Spanner

### ER 扳手



### Hex

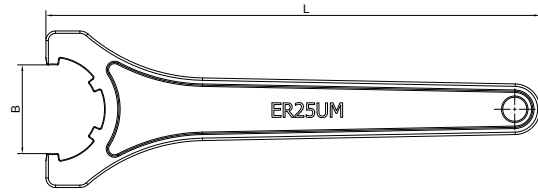
Size	B	L	Nut
ER11-A	17	110	ER11-A
ER16-A	25	120	ER16-A
ER20-A	30	130	ER20-A



### Mini

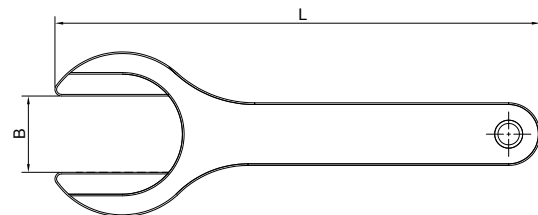
Size	B	L	Nut
ER8-M	7.5	70	ER8-M
ER11-M	11	90	ER11-M
ER16-M	15	110	ER16-M
ER20-M	19.5	120	ER20-M
ER25-M	25	130	ER25-M

## ER Spanner ER 扳手



### UM

Size	B	L	Nut
ER16-UM	26	180	ER16-UM
ER20-UM	30	190	ER20-UM
ER25-UM	37	210	ER25-UM
ER32-UM	46.5	250	ER32-UM
ER40-UM	58	290	ER40-UM
ER50-UM	74	350	ER50-UM

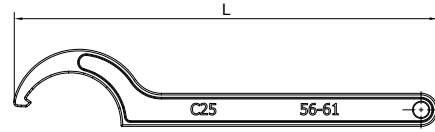


### MS

Size	A	L
ER11MS	10	100
ER16MS	15	130
ER20MS	18	160
ER25MS	23	200

## Hook Spanner

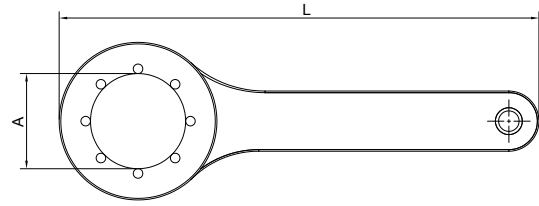
### 勾头扳手



Size	L	Range
OZ25	215	55-62
OZ32	230	68-72
SC20	214	55-62
SC25	214	55-62
SC32	235	68-72
SC42	261	78-85



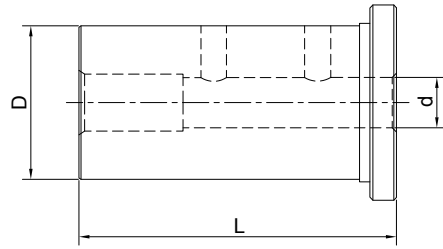
**Ball Spanner**  
滚珠扳手



Size	A	L	Wt (kg)
SKS06	19.5	120	0.24
SKS10	27.1	135	0.3
SKS16	40	180	0.7
SKS25	55	300	0.38

## Reduction Sleeve for Boring Bar Holder

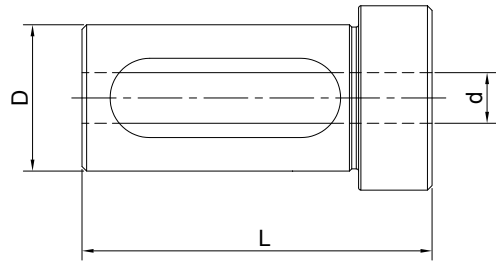
### 镗刀减径套



Size	d	D	L
SL25-06	6	25	46
SL25-08	8	25	46
SL25-10	10	25	46
SL25-12	12	25	46
SL32-06	6	32	56
SL32-08	8	32	56
SL32-10	10	32	56
SL32-12	12	32	56
SL40-06	6	40	71
SL40-08	8	40	71
SL40-10	10	40	71
SL40-12	12	40	71

## Reduction Sleeve for Boring Bar Holder

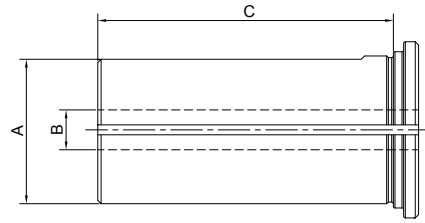
### 镗刀减径套



Size	d	D	L
SL25-16	16	25	46
SL25-20	20	25	46
SL32-16	16	32	56
SL32-20	20	32	56
SL32-25	25	32	56
SL40-16	16	40	70
SL40-20	20	40	70
SL40-25	25	40	70
SL40-32	32	40	70

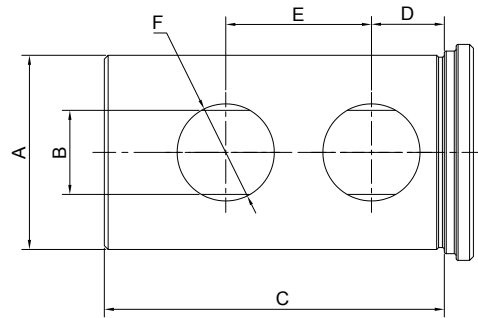
## Tool Holder Bushing B Type

### 车床刀套 B 型



Size	A(OD)	B(ID)	C
B 3/4"-B	3/4"	1/4 5/16 3/8 1/2	1-1/2
B 1"-B	1"	3/8 1/2 5/8 3/4	1-3/4
B 1-1/4"-B	1-1/4"	3/8 1/2 5/8 3/4 7/8 1	2-1/8
B 1-1/2"-B	1-1/2"	3/8 1/2 5/8 3/4 7/8 1 1-1/4	2-1/2
B 1-3/4"-B	1-3/4"	1/2 5/8 3/4 7/8 1 1-1/4 1-1/2	3
B 2"-B	2"	1/2 5/8 3/4 7/8 1 1-1/4 1-1/2 1-3/4	3-1/2
B 2-1/2"-B	2-1/2"	1/2 5/8 3/4 7/8 1 1-1/4 1-1/2 1-3/4 2 2-1/4	4
B 3"-B	3"	1 1-1/4 1-1/2 1-3/4 2 2-1/4 2-1/2	4-1/2
B 3-1/2"-B	3-1/2"	1 1-1/4 1-1/2 1-3/4 2 2-1/4 2-1/2 3	5-1/4

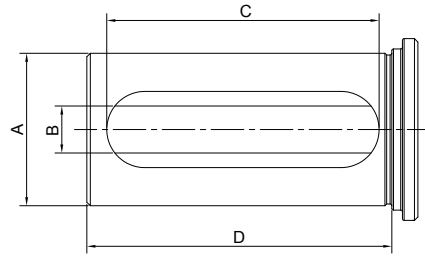
## Tool Holder Bushing J Type 车床刀套 J 型



Size	A(OD)	B(ID)	C	D	E	F	Holes No.
J 3/4"-B	3/4"	1/4 5/16 3/8 1/2	1-1/2	3/9	13/16	3/8	2
J 1"-B	1"	3/8 1/2 5/8 3/4	1-3/4	7/16	7/8	5/8	2
J 1-1/4"-B	1-1/4"	3/8 1/2 5/8 3/4 7/8 1	2-1/8	5/8	1	3/4	2
J 1-1/2"-B	1-1/2"	3/8 1/2 5/8 3/4 7/8 1 1-1/4	2-1/2	11/16	1-1/8	7/8	2
J 1-3/4"-B	1-3/4"	1/2 5/8 3/4 7/8 1 1-1/4 1-1/2	3	3/4	1-1/4	7/8	2
J 2"-B	2"	1/2 5/8 3/4 7/8 1 1-1/4 1-1/2 1-3/4	3-1/2	3/4	1-1/2	1	2
J 2-1/2"-B	2-1/2"	3/4 7/8 1 1-1/4 1-1/2 1-3/4 2 2-1/4	4	7/8	1-3/4	1-1/4	2
J 3"-B	3"	1 1-1/4 1-1/2 1-3/4 2 2-1/4 2-1/2	4-1/2	1	2	1-1/4	4
J 3-1/2"-B	3-1/2"	1 1-1/4 1-1/2 1-3/4 2 2-1/4 2-1/2 3	5-1/4	1-1/4	2-1/2	1-1/4	4

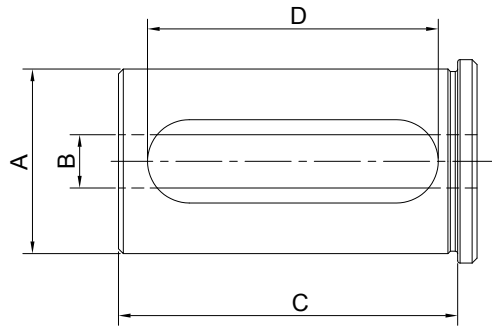
## Tool Holder Bushing C Type

### 车床刀套 C 型



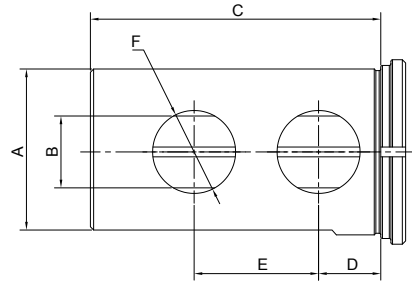
Size	A(OD)	B(ID)	C	D	Slots No.
C 3/4"-B	3/4"	1/4 5/16 3/8 1/2	1-1/2	2	1
C 1"-B	1"	1/4 5/16 3/8 1/2 5/8 3/4	2-3/8	2-3/4	1
C 1-1/4"-B	1-1/4"	3/8 1/2 5/8 3/4 7/8 1	2-3/4	3-1/4	1
C 1-1/2"-B	1-1/2"	3/8 1/2 5/8 3/4 7/8 1 1-1/4	3	3-3/8	1
C 1-3/4"-B	1-3/4"	1/2 5/8 3/4 7/8 1 1-1/4 1-1/2	3-1/8	3-1/2	1
C 2"-B	2"	1/2 5/8 3/4 1 1-1/4 1-1/2 1-3/4	3-5/8	4	1
C 2-1/2"-B	2-1/2"	3/4 1 1-1/4 1-1/2 1-3/4 2 2-1/4	4-1/8	4-1/2	1 or 2
C 3"-B	3"	1 1-1/4 1-1/2 1-3/4 2 2-1/4 2-1/2	4-5/8	5	1 or 2
C 3-1/2"-B	3-1/2"	1 1-1/4 1-1/2 1-3/4 2 2-1/4 2-1/2 3	5	5-3/4	1 or 2

**Tool Holder Bushing CV Type**  
**车床刀套 CV 型**



Size	A(OD)	B(ID)	C	D
CV 1-1/4"-B	1-1/4"	1/4 3/8 1/2 5/8 3/4 1	2.36(60mm)	1.97(50mm)
CV 1-1/2"-B	1-1/2"	3/8 1/2 5/8 3/4 1 1-1/4	2.76(70mm)	2.36(60mm)

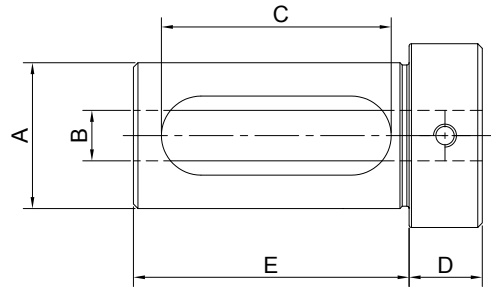
## Tool Holder Bushing DD Type 车床刀套 DD 型



Size	A(OD)	B(ID)	C	D	E	F	Holes No.
DD 1-1/2"-B	1-1/2"	3/8 1/2 5/8 3/4 7/8 1 1-1/4	2-1/2	11/16	1-1/8	7/8	2
DD 1-3/4"-B	1-3/4"	1/2 5/8 3/4 7/8 1 1-1/4 1-1/2	3	3/4	1-1/4	7/8	2
DD 2"-B	2"	1/2 5/8 3/4 7/8 1 1-1/4 1-1/2 1-3/4	3-1/2	3/4	1-1/2	1	2
DD 2-1/2"-B	2-1/2"	1/2 5/8 3/4 7/8 1 1-1/4 1-1/2 1-3/4 2 2-1/4	4	7/8	1-3/4	1-1/4	2
DD 3"-B	3"	1 1-1/4 1-1/2 1-3/4 2 2-1/4 2-1/2	4-1/2	1	2	1-1/4	4
DD 3-1/2"-B	3-1/2"	1-1/2 1-3/4 2 2-1/4 2-1/2 3	5-1/4	1-1/4	2-1/2	1-1/4	4



## Tool Holder Bushing Z Type 车床刀套 Z 型



Size	A(OD)	B(ID)	C	D	E
Z 3/4"-B	3/4"	1/4 5/16 3/8 1/2	2-3/8	1/2	2-1/2
Z 1"-B	1"	1/4 5/16 3/8 1/2 5/8 3/4	2-3/8	1/2	2-3/4
Z 1-1/4"-B	1-1/4"	3/8 1/2 5/8 3/4 7/8 1	2-5/8	5/8	3
Z 1-1/2"-B	1-1/2"	3/8 1/2 5/8 3/4 7/8 1 1-1/4	2-7/8	3/4	3-1/4
Z 1-3/4"-B	1-3/4"	1/2 5/8 3/4 7/8 1 1-1/4 1-1/2	3-1/8	3/4	3-1/2
Z 2"-B	2"	1/2 5/8 3/4 1 1-1/4 1-1/2 1-3/4	3-1/2	3/4	3-3/4
Z 2-1/2"-B	2-1/2"	5/8 3/4 7/8 1 1-1/4 1-1/2 1-3/4 2 2-1/4	3-7/8	3/4	4-1/4
Z 3"-B	3"	1 1-1/4 1-1/2 1-3/4 2 2-1/4 2-1/2	4-3/8	3/4	4-3/4
Z 3-1/2"-B	3-1/2"	1-1/4 1-1/2 1-3/4 2 2-1/4 2-1/2 3	4-7/8	1	5-1/2
Z 4"-B	4"	1-1/2 1-3/4 2 2-1/4 2-1/2 3	5-5/8	1	6-1/4

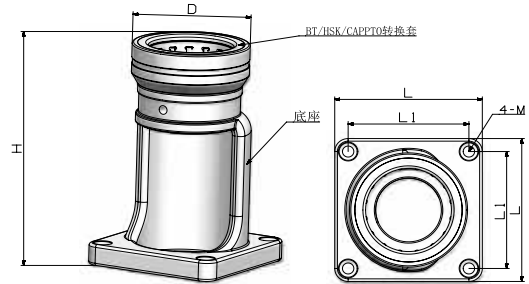
## Tool Holder Locking Device

### 刀柄锁刀座



Size	Dimension (mm)	Wt (kg)
BT30	205*98.5*128	3.7
BT40	205*98.5*128	3.8
BT50	275*150*198	11.4
SK30	205*98.5*128	3.7
SK40	205*98.5*128	3.8
SK50	275*150*198	11.4
CAT30	205*98.8*128	3.7
CAT40	205*98.5*128	3.8
CAT50	275*150*198	11.4

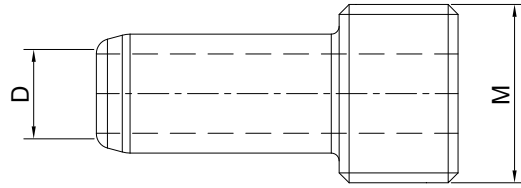
## Tool Holder Locking Device (New Type) BT\HSK\CAPPTO 刀柄用 锁刀座



Size	Tool Holder	D	H	L	L1	M
TMS40-32	HSK32, C3	76	165	110	90	M8
TMS40-40	HSK40, C4	76	165	110	90	M8
TMS40-46	BT30	76	165	110	90	M8
TMS40-50	HSK50, SK30, C5	76	165	110	90	M8
TMS40-63	HSK63, BT40, C6	87	172	110	90	M8
TMS40-63.5	CAT40	87	172	110	90	M8
TMS40-63.55	SK40	87	172	110	90	M8
TMS50-80	HSK80, C8	114	215	160	130	M10
TMS50-97.5	SK50	124	219	160	130	M10
TMS50-98.43	CAT50	124	219	160	130	M10
TMS50-100	HSK100 BT50	124	219	160	130	M10

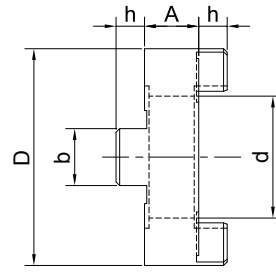
## HSK Coolant Tube

### HSK 冷却导管



Size	Tool Holder Size	d	D	L
CT32	HSK32	6	M10×1	26.0
CT40	HSK40	8	M12×1	29.5
CT50	HSK50	10	M16×1	33.0
CT63	HSK63	12	M18×1	34.5
CT80	HSK80	14	M20×1.5	40.0
CT100	HSK100	16	M24×1.5	44.0

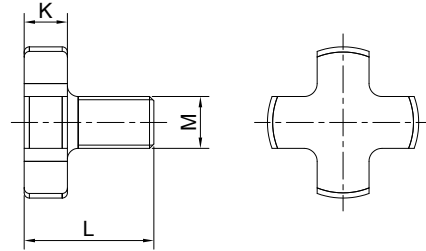
## Clutch Drive Ring 驱动环



Size	d	D	A	b	h
CDR16	16	32	10	8	5.0
CDR22	22	40	12	10	5.6
CDR27	27	46	12	12	6.3
CDR32	32	55	14	14	7.0
CDR40	40	68	14	16	8.0

## Retaining Screw

### 压紧螺栓



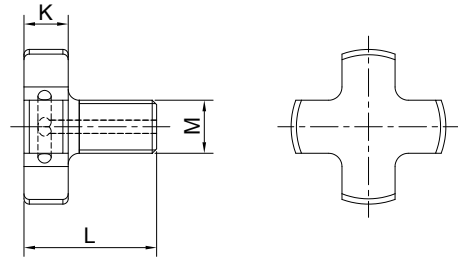
#### Metric

Size	Tool Holder Size	M	D	K	L
RS16	FMB16	M8x1.25	20	6	16
RS22	FMB22	M10x1.50	28	7	18
RS27	FMB27	M12x1.75	35	8	22
RS32	FMB32	M16x2.00	42	9	26
RS40	FMB40	M20x2.50	52	10	30
RS50	FMB50	M24x3.00	63	12	36
RS60	FMB60	M30x3.50	75	14	45

#### Inch

Size	Tool Holder Size	M	D	K	L
RS1/2"	FMA1/2"	1/4"-28UNF	0.66	0.34	0.66
RS3/4"	FMA3/4"	3/8"-24UNF	0.88	0.38	0.68
RS1"	FMA1"	1/2"-20UNF	1.19	0.38	0.81
RS1-1/4"	FMA1-1/4"	5/8"-18UNF	1.50	0.50	1.04
RS1-1/2"	FMA1-1/2"	3/4"-16UNF	1.88	0.50	1.02
RS2"	FMA2"	1"-14UNF	2.50	0.50	1.04

## 'Retaining Screw Coolant 带冷却孔压紧螺栓



### Metric

Size	Tool Holder Size	M	D	K	L
RS16	FMB16	M8x1.25	20	6	16
RS22	FMB22	M10x1.50	28	7	18
RS27	FMB27	M12x1.75	35	8	22
RS32	FMB32	M16x2.00	42	9	26
RS40	FMB40	M20x2.50	52	10	30
RS50	FMB50	M24x3.00	63	12	36
RS60	FMB60	M30x3.50	75	14	45

### Inch

Size	Tool Holder Size	M	D	K	L
RS1/2"	FMA1/2"	1/4"-28UNF	0.66	0.34	0.66
RS3/4"	FMA3/4"	3/8"-24UNF	0.88	0.38	0.68
RS1"	FMA1"	1/2"-20UNF	1.19	0.38	0.81
RS1-1/4"	FMA1-1/4"	5/8"-18UNF	1.50	0.50	1.04
RS1-1/2"	FMA1-1/2"	3/4"-16UNF	1.88	0.50	1.02
RS2"	FMA2"	1"-14UNF	2.50	0.50	1.04

## Clamping Kits 58 PCS

### 58 件套组合压板



#### Metric

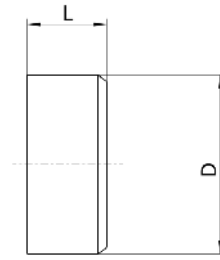
Size	Wt (kg)	Packing (cm)
M8x10-58 pcs	6.5kg	33x11x20
M10x12-58 pcs	7kg	33x11x20
M12x14-58 pcs	9.5kg	37x11x22
M12x16-58 pcs	10kg	37x11x22
M14x16-58 pcs	12kg	39x11x22
M14x18-58 pcs	12.5kg	39x11x22
M16x18-58 pcs	16kg	49x13x23
M16x20-58 pcs	16.5kg	49x13x23
M18x20-58 pcs	23kg	38x16x29
M20x22-58 pcs	25kg	38x16x29
M22x26-58 pcs	40kg	47x25x29

#### Inch

Size	Wt (kg)	Packing (cm)
5/16"-18x3/8"	6kg	33x11x20
3/8"-16x7/16"	7kg	33x11x20
3/8"-16x1/2"	7kg	33x11x20
3/8"-16x9/16"	7kg	33x11x20
1/2"-13-9/16"	10kg	37x11x22
1/2"-13-5/8"	10kg	37x11x22
1/2"-13-11/16"	10kg	37x11x22
5/8"-11-11/16"	16kg	39x13x23
5/8"-11-3/4"	16kg	39x13x23
5/8"-11-13/16"	16kg	39x13x23
3/4"-10x7/8"	24kg	38x16x29



## Balluff Data Carrier 巴鲁夫数据芯片



Size	D	L	Memory Type	User Data, Read/Write
BIS M-122-02/A	10	4.5	FRAM	2000 Byte
BIS C-122-04/L	10	4.5	EEPROM	511 Byte

## Tool Holder Trolley 刀具车



Size	Cabinet Size	Packing Size	Wt (kg)
BT30-TC-36	920 x 475 x 775 mm	700 x 490 x 330 mm	30
BT40-TC-36	920 x 475 x 775 mm	700 x 490 x 330 mm	31
BT50-TC-24	920 x 475 x 775 mm	700 x 490 x 330 mm	32
HSK63-TC-24	920 x 475 x 775 mm	700 x 490 x 330 mm	31

**Tool Holder Stand**  
刀架 (刀柄座)



Size	Cabinet Size	Packing Size	Wt (kg)
BT30-TS-12	495 x 240 x 150 mm	525 x 270 x 180 mm	3.4
BT40-TS-12	495 x 240 x 150 mm	525 x 270 x 180 mm	3.5
BT50-TS-8	495 x 240 x 150 mm	525 x 270 x 180 mm	3.6
HSK63-TS-8	495 x 240 x 150 mm	525 x 270 x 180 mm	3.5

**Tool Holder Cabinet**  
**刀具柜**



Size	Cabinet Size	Packing Size	Wt (kg)
BT30-TE-54	650 x 405 x 1545 mm	680 x 435 x 1575 mm	53
BT40-TE-54	650 x 405 x 1545 mm	680 x 435 x 1575 mm	54
BT50-TE-36	650 x 405 x 1545 mm	680 x 435 x 1575 mm	55
HSK63-TE-36	650 x 405 x 1545 mm	680 x 435 x 1575 mm	54



## Tool Holder Trolley (带抽屉) 刀具车



Size	Cabinet Size	Packing Size	Wt (kg)
BT30-TH-54	600 x 600 x 915 mm	630 x 630 x 945 mm	63
BT40-TH-54	600 x 600 x 915 mm	630 x 630 x 945 mm	64
BT50-TH-36	600 x 600 x 915 mm	630 x 630 x 945 mm	65
HSK63-TH-36	600 x 600 x 915 mm	630 x 630 x 945 mm	64

**Tool Holder Trolley  
(帶抽屜) 刀具車**



Size	Cabinet Size	Packing Size	Wt (kg)
BT30-TL-24	600 x 600 x 915 mm	630 x 630 x 945 mm	52
BT40-TL-24	600 x 600 x 915 mm	630 x 630 x 945 mm	53
BT50-TL-16	600 x 600 x 915 mm	630 x 630 x 945 mm	54
HSK63-TL-16	600 x 600 x 915 mm	630 x 630 x 945 mm	53

**Tool Holder Trolley  
(带抽屉) 刀具车**



Size	Cabinet Size	Packing Size	Wt (kg)
BT30-TD-54	600 x 600 x 1015 mm	630 x 630 x 1045 mm	72
BT40-TD-54	600 x 600 x 1015 mm	630 x 630 x 1045 mm	73
BT50-TD-36	600 x 600 x 1015 mm	630 x 630 x 1045 mm	74
HSK63-TD-36	600 x 600 x 1015 mm	630 x 630 x 1045 mm	73

**TOOL HOLDERS**

---

**SPECIAL**





生产设备  
Production equipment






检测设备  
Detection equipment





# 生产车间及机器等 Manufacturing Shops and Machines





Main Manufacturing Procedure	主要加工步骤
• Drilling	• 钻
• Turning	• 车
• Milling	• 铣
• Grinding	• 磨
• Heat Treatment	• 热处理
• Surface Treatment	• 表面处理
• Assembling	• 组装
• Packing	• 包装

2022 VERSION



**BRIGHT-TOOLS**

---

Add: Chongde 5th Avenue, Dezhou, Shandong, China

Tel: +86-534-8127522; 8127533; 8127588

Web: <http://www.bright-tools.com>

Email: [sales@bright-tools.com](mailto:sales@bright-tools.com)